


Combination Starters



Combination starters

Enclosed
A9 – A750

3



Description

A9 – A750

- Maximum UL/CSA horsepower ratings
- Available with ABB non-fusible or fusible disconnect switches and MCP, thermal magnetic or electronic trip type circuit breakers
- Compact space saving design
- Standard auxiliary contact configurations:
 - A9 – A40 1 N.O. or 1 N.C.
 - A50 – A750 1 N.O. & 1 N.C.
- Double break contact design
- Lowest possible contact bounce
- Early make & late break auxiliary contacts available
- Operates over an extended voltage range of 85% to 110% of rated control voltage
- UL listed

Overload relay protection

Starters, sizes A9–A185, have Class 10 adjustable thermal bimetallic overload relay protection as standard.

Sizes A210 – A750, have selectable Class 10, 20, 30 adjustable electronic overload relay protection as standard.

Electronic overload relay protection is available for other starter sizes.

General information Catalog number explanation

A110 SR F 1 - 84 C 6 D A

3

Starter size

Starter type

S - Non-reversing
SR - Reversing
SS - Single phase, non-reversing
N - NEMA

Combination type

N - Non-fusible disconnect
F - Fusible disconnect
B - Thermal magnetic or electronic trip type circuit breaker
M - Motor Circuit Protection (MCP)

Enclosure

1 - UL Type 1	7 - UL Type 7 & 9
2 - UL Type 12	Class I, Group D, Div 1 & 2
3 - UL Type 3R	Class II, Groups E, F & G, Div 1 & 2
4 - UL Type 4	Class III
X - UL Type 4X stainless steel	74 - Hazardous Type 4
P - Plastic	

Coil voltage/CCT

Overload range

See Overload Relay Selection chart, see page 3.6.

Accessories

See Factory modifications, page 3.3.

Fuse clip

6A - 30A, 600V, Class J
6B - 60A, 600V, Class J
6C - 100A, 600V, Class J
6D - 200A, 600V, Class J
6E - 400A, 600V, Class J
6F - 600A, 600V, Class J
6G - 800A, 600V, Class L
6H - 1200A, 600V, Class L

Circuit breaker amp rating (600V)

6D -15	6M -70	6W - 225	6E - 700
6E -20	6N - 80	6X - 250	6F - 800
6F -25	6P - 90	6Y - 300	6G - 900
6G -30	6R - 100	6Z - 350	6H - 1000
6H -35	6S - 125	6A - 400	6J - 1200
6J -40	6T - 150	6B - 450	
6K -50	6U - 175	6C - 500	
6L -60	6V - 200	6D - 600	

Circuit breaker amp rating (200V - 480V)

4D -15	4M -70	4W - 225	4E - 700
4E -20	4N - 80	4X - 250	4F - 800
4F -25	4P - 90	4Y - 300	4G - 900
4G -30	4R - 100	4Z - 350	4H - 1000
4H -35	4S - 125	4A - 400	4J - 1200
4J -40	4T - 150	4B - 450	
4K -50	4U - 175	4C - 500	
4L -60	4V - 200	4D - 600	

MCP amp rating (600V)

6A - 3	6D - 25	6G -	1506K	-600
6N - 1200				
6B - 5	6E - 50	6H -	2506L	-800
6C - 10	6F - 100	6J -	4006M	-1000

MCP amp rating (200V - 480V)

4A - 3	4D - 25	4G -150	4K - 600
4N - 1200			
4B - 5	4E - 50	4H -	2504L
4C - 10	4F - 100	4J -	4004M

General information

Factory modifications



Control cover accessories – A9-A750

Description	Control suffix ①	List price adder
		NEMA 1 3R 4, 4X & 12
Start-stop pushbutton	A	\$ 72
Fwd-rev-stop pushbutton	B	360
2 position selector switch (Std. ON-OFF)	C	72
3 position selector switch (Std. HAND-OFF-AUTO)	D	72
Pilot light, Red, RUN (Std.)	E	135
Pilot light, Green, RUN	R	135
Pilot light suffix + V= Neon bulb	V	–
Pilot light suffix + X= LED bulb	X	–
Start-stop pushbutton & pilot light	F	207
Fwd-rev-stop pushbutton & pilot light	G	496
2 position selector switch & pilot light	H	207
3 position selector switch & pilot light	J	207
Fast-slow-stop pushbuttons	K	360
Fast-slow-stop pushbuttons & pilot light	L	495
Fast-slow-off-auto selector switch	M	150
Emergency stop	P	100
F suffix + 1NO & 1NC auxiliary contact	T	237
J suffix + 1NO & 1NC auxiliary contact	U	237
Pushbutton (standard START)	Y	36

Additional auxiliary contact blocks — A9 – A750

Contact configuration	Suffix code ①	A9 – A110 list price adder	A145 – A750 list price adder
1 N.O.	10	\$ 20	–
1 N.C.	01	20	–
2 N.O.	20	30	–
1 N.O. & 1 N.C.	11	30	\$ 30
2 N.C.	02	30	–
4 N.O.	40	60	–
3 N.O. & 1 N.C.	31	60	–
2 N.O. & 2 N.C.	22	60	60
1 N.O. & 3 N.C.	13	60	–
4 N.C.	04	60	–
3 N.O. & 3 N.C.	33	90	90

Special modifications

Contact configuration	Suffix code ①	List price adder
Contactor		
Coil surge suppressor	S	\$ 75
Auxiliary relays		
Type N control relay (4 pole)	CR	225
Electronic timer		
1.5 – 30, On Delay	TN30	300
5 – 100, On Delay	TN100	300
1.5 – 30, Off Delay	TF30	300
5 – 100, Off Delay	TF100	300
Phase failure phase reversal with over and undervoltage relays	PFPR	525
Ground fault protection	GFP	2250
For multi-speed controllers		
Compelling relay	CPR	600
Accelerating relay	ACR	600
Decelerating relay	DCR	600
Meters & metering		
Current transformer	CT	375
Ammeter (including C.T.)	AM	705
Ammeter & ammeter switch	AMS	1800
Voltmeter	VM	1200
Voltmeter & voltmeter switch	VMS	1800
Elapsed time meter	ETM	375
Operation counter	OC	560
Wattmeter	WM	3650
Miscellaneous		
Lightning arrestor	LA	320
Space heater, 100W with thermostat	SH	600

Reduced voltage & multi-speed starters — price adders

Starter size	Non-fusible switch price adder	Fusible switch price adder	MCCB or MCP price adder
A9	\$ 990	\$ 1008	\$ 1287
A12	990	1008	1287
A16	990	1008	1287
A26	990	1008	1287
A30	990	1224	1350
A40	990	1224	1350
A50	1152	1224	1350
A63	1230	1350	1785
A75	1494	1602	1809
A95 – A110	2310	2565	2982
A145	3042	3366	4158
A185	3300	3735	4533
A210	3450	3825	6000
A260	3744	4068	6849
A300	4200	6000	8750
A400	6600	9450	9030
A460	8200	11,100	9475
A580	8400	11,800	10,200
A750	9000	12,450	12,900

Hazardous location enclosure accessories, NEMA 7 & 9

Item	Catalog Suffix No. ①	List price
3R Breather/drain	A	\$ 80
Start PB green	B	180
Stop PB red	C	180
St/St dual PB	D	360
Em. Stop mush momentary	E	220
Em. Stop mush maintained	F	460
Black PB N.O. auxiliary	G	180
Black PB N.C. auxiliary	H	180
Pilot light	J	180
Illuminated PB	K	460
Push-to-test pilot light	L	450
Potentiometer	M	460
2-Pos Selector Maintained	N	260
2-Pos Selector spring L to R	P	280
2-Pos Selector spring R to L	Q	280
3-Pos Selector sw. main.	R	260
3-Pos Selector spring L to R	S	280
3-Pos Selector spring R to L	T	280
3-Pos Selector spring to C	U	280
2-Pos Selector key operated	V	450
3-Pos Selector key operated	W	450

Control circuit transformer (standard VA) – A9 - A750 ②

Standard size with fused secondary			Coil suffix	Starter size	CCT VA	List price
Primary	Secondary	Hz				
				A9 – A40	45 ③	\$ 300
				A9 – A40	50	360
				A50 – A75	75	435
				A95 – A110	100	560
				A145 – A185	150	720
				A210 – A300	250	795
				A400 – A460	150	720 ④
				A580 – A750	250	795 ④
200/208V	110V	50/60	0			
220/240V	110/120V	50/60	7			
440/480V	110/120V	50/60	8			
550/600V	110/120V	50/60	9			

Control circuit transformers do include two primary fuses and one secondary fuse.

① Add this suffix to the last digit of the catalog number.
 ② Consult factory if additional VA is required.
 ③ Does not include primary fusing.
 ④ A400 - A750 utilizes the AF wide range coil with a lower coil consumption than A210 - A300.

Non-fusible disconnect switch type

A9 - A750

Non-reversing, three phase

UL motor switching current	Maximum ratings – UL Listed				UL Type 1 (Indoor metal)		UL Type 3R (Outdoor metal)	
	Maximum motor horsepower ratings ①				Catalog number	List price	Catalog number	List price
	200/208V	230/240V	460/480V	575/600V				
UL rated								
9	2	2	5	7.5	A9SN1-84★	\$ 825	A9SN3-84★	\$ 1005
11	3	3	7.5	10	A12SN1-84★	855	A12SN3-84★	1035
17	5	5	10	15	A16SN1-84★	885	A16SN3-84★	1065
28	7.5	10	20	25	A26SN1-84★	968	A26SN3-84★	1148
34	10	10	25	30	A30SN1-84★	1050	A30SN3-84★	1230
42	10	15	30	40	A40SN1-84★	1155	A40SN3-84★	1335
54	15	20	40	50	A50SN1-84★	1650	A50SN3-84★	1830
65	20	25	50	50	A63SN1-84★	1875	A63SN3-84★	2055
80	25	30	60	75	A75SN1-84★	2295	A75SN3-84★	2775
95	30	30	60	75	A95SN1-84★	2650	A95SN3-84★	3200
110	30	40	75	100	A110SN1-84★	2865	A110SN3-84★	3765
130	40	50	100	125	A145SN1-84★	3675	A145SN3-84★	4890
156	50	60	125	150	A185SN1-84★	4050	A185SN3-84★	5250
192	60	75	150	200	A210SN1-84★	5685	A210SN3-84★	7650
248	75	100	200	250	A260SN1-84★	6090	A260SN3-84★	8085
302	100	100	250	300	A300SN1-84★	7080	A300SN3-84★	8850
414	125	150	350	400	A400SN1-70★	11,250	A400SN3-70★	12,285
480	150	200	400	500	A460SN1-70★	17,100	A460SN3-70★	18,900
590	200	250	500	600	A580SN1-70★	20,490	A580SN3-70★	22,290
810	250	300	600	700	A750SN1-70★	21,990	A750SN3-70★	25,050

NEMA rated								
NEMA size	Continuous current	200V	230V	460/575V				
00	9	1.5	1.5	2	A9NSN1-84★	\$ 825	A9NSN3-84★	\$ 1005
0	18	3	3	5	A16NSN1-84★	885	A16NSN3-84★	1065
1	27	7.5	7.5	10	A26NSN1-84★	968	A26NSN3-84★	1148
2	45	10	15	25	A50NSN1-84★	1650	A50NSN3-84★	1830
3	90	25	30	50	A75NSN1-84★	2295	A75NSN3-84★	2775
4	135	40	50	100	A145NSN1-84★	3675	A145NSN3-84★	4890
5	270	75	100	200	A260NSN1-84★	6090	A260NSN3-84★	8085
6	540	150	200	400	A460NSN1-70★	17,100	A460NSN3-70★	18,900
7	810	—	300	600	A750NSN1-70★	21,990	A750NSN3-70★	25,050

★ Overload relay suffix code. Select from the overload relay selection chart on page 3.6. Overload relays are required for all combination starters. If overload relay is provided by customer, substitute an "X" in place of the ★ and then subtract list price of overload relay from combination starter's list price.

Example: A9SN1-84X \$ 825 List
 - 63 - OLR
 \$ 762 Net price

Coil voltage selection

All AC operated catalog numbers include a 120VAC coil. To select other coil voltages, substitute the code from the Coil Voltage Selection Chart for the two digits after the last dash in the catalog number.

Ex.: A 240V coil is required for an A75 starter: A75SN1-80F

To select starter with control transformer, substitute the code from the Control transformer voltage selector chart for the two digits after the last dash in the catalog number.

Ex.: A 480V primary voltage with a 120V secondary voltage is required for an A75 starter: A75SN1-8F

Coil voltage selection – A9 - A300 ②

Hz	Cntr type	Volts															
		12	24	48	110	120	125	208	220	240	277	380	415	440	480	500	600
60	A		81	83	84	84		34	36	80	42		86	86	51	53	55
50	A		81	83	84				80				85	86			55

For other voltages, see page 1.26.

Coil voltage selection – A400 - A750 ②

Hz	Cntr type	Volts			
		24 - 60	48 - 130	100 - 250	250 - 500
60	AF	68	69	70	71 ④
50	AF	68	69	70	71 ④
DC	AF	68	69	70	71 ④

Control transformer voltage selection chart

Hz	Type	Volts			
		208/120	230 - 240/120	460 - 480/120	575 - 600/120
50/60	A/AF	0	7	8	9

For other voltages, consult factory.

① No primary fusing provided.

② For AF50 - AF 300 starters, consult factory.

③ A400 - A750 utilizes the AF wide range coil with a lower coil consumption than A210 - A300.

④ AF400 - AF750 only.

Control transformer option

Contactor size	VA rating	List price adder
A9 - A40	45 ①	\$ 300
A9 - A40	50	360
A50 - A75	75	435
A95 - A110	100	560
A145 - A185	150	720
A210 - A300	250	795
A400 - A460	150	720 ③
A580 - A750	250	795 ③

Factory modifications

See page 3.3

Non-fusible disconnect switch type A9 - A750 Non-reversing, three phase



3

UL Type 12 (Metal dusttight)		UL Type 4 (Watertight)		UL Type 4X (Stainless steel)		UL Type 1, 3R, 4, 4X & 12 (Plastic)	
Catalog number	List price	Catalog number	List price	Catalog number	List price	Catalog number	List price
UL rated							
A9SN2-84★	\$ 1005	A9SN4-84★	\$ 1290	A9SNX-84★	\$ 1600	A9SNP-84★	\$ 945
A12SN2-84★	1035	A12SN4-84★	1320	A12SNX-84★	1630	A12SNP-84★	975
A16SN2-84★	1065	A16SN4-84★	1365	A16SNX-84★	1675	A16SNP-84★	1005
A26SN2-84★	1148	A26SN4-84★	1448	A26SNX-84★	1790	A26SNP-84★	1088
A30SN2-84★	1230	A30SN4-84★	1613	A30SNX-84★	2110	A30SNP-84★	1170
A40SN2-84★	1335	A40SN4-84★	1800	A40SNX-84★	2500	A40SNP-84★	1275
A50SN2-84★	1830	A50SN4-84★	2190	A50SNX-84★	3100	A50SNP-84★	1770
A63SN2-84★	2055	A63SN4-84★	2535	A63SNX-84★	3550	A63SNP-84★	1995
A75SN2-84★	2775	A75SN4-84★	3015	A75SNX-84★	4000	A75SNP-84★	2415
A95SN2-84★	3200	A95SN4-84★	3650	A95SNX-84★	4800	A95SNP-84★	2950
A110SN2-84★	3765	A110SN4-84★	4163	A110SNX-84★	5530	A110SNP-84★	3225
A145SN2-84★	4890	A145SN4-84★	5175	A145SNX-84★	6450	A145SNP-84★	4360
A185SN2-84★	5250	A185SN4-84★	5775	A185SNX-84★	7650	A185SNP-84★	5100
A210SN2-84★	7650	A210SN4-84★	9150	A210SNX-84★	12,000	A210SNP-84★	8300
A260SN2-84★	8085	A260SN4-84★	9600	A260SNX-84★	16,500	A260SNP-84★	8750
A300SN2-84★	8850	A300SN4-84★	10,350	A300SNX-84★	21,000	A300SNP-84★	9750
A400SN2-70★	12,285	A400SN4-70★	13,800	A400SNX-70★	25,800	-	-
A460SN2-70★	18,900	A460SN4-70★	20,700	A460SNX-70★	27,900	-	-
A580SN2-70★	22,290	A580SN4-70★	24,750	A580SNX-70★	32,550	-	-
A750SN2-70★	25,050	A750SN4-70★	26,850	A750SNX-70★	34,800	-	-
NEMA rated							
A9NSN2-84★	\$ 1005	A9NSN4-84★	\$ 1290	A9NSNX-84★	\$ 1600	A9NSNP-84★	\$ 945
A16NSN2-84★	1065	A16NSN4-84★	1365	A16NSNX-84★	1675	A16NSNP-84★	1005
A26NSN2-84★	1148	A26NSN4-84★	1448	A26NSNX-84★	1780	A26NSNP-84★	1088
A50NSN2-84★	1830	A50NSN4-84★	2190	A50NSNX-84★	3100	A50NSNP-84★	1770
A75NSN2-84★	2775	A75NSN4-84★	3015	A75NSNX-84★	4000	A75NSNP-84★	2415
A145NSN2-84★	4890	A145NSN4-84★	5175	A145NSNX-84★	6450	A145NSNP-84★	4360
A260NSN2-84★	8085	A260NSN4-84★	9600	A260NSNX-84★	16,500	A260NSNP-84★	8750
A460NSN2-70★	18,900	A460NSN4-70★	20,700	A460NSNX-70★	27,900	-	-
A750NSN2-70★	25,050	A750NSN4-70★	26,850	A750NSNX-70★	34,800	-	-

★ Overload relay suffix code. Select from the overload relay selection chart on page 3.6. Overload relays are required for all combination starters. If overload relay is provided by customer, substitute an "X" in place of the ★ and then subtract list price of overload relay from combination starter's list price.

Fusible disconnect switch type A9 - A750 Non-reversing, three phase

3

Combination
starters

3

UL Type 12 (Metal Dusttight)		UL Type 4 (Watertight)		UL Type 4X (Stainless steel)		UL Type 1, 3R, 4, 4X & 12 (Plastic)	
Catalog number	List price	Catalog number	List price	Catalog number	List price	Catalog number	List price
UL rated							
A9SF2-84★6A	\$ 1065	A9SF4-84★6A	\$ 1350	A9SFX-84★6A	\$ 1800	A9SFP-84★6A	\$ 1005
A12SF2-84★6A	1095	A12SF4-84★6A	1380	A12SFX-84★6A	1830	A12SFP-84★6A	1035
A16SF2-84★6A	1125	A16SF4-84★6A	1425	A16SFX-84★6A	1860	A16SFP-84★6A	1065
A26SF2-84★6B	1230	A26SF4-84★6B	1530	A26SFX-84★6B	1965	A26SFP-84★6B	1148
A30SF2-84★6B	1313	A30SF4-84★6B	1688	A30SFX-84★6B	2295	A30SFP-84★6B	1230
A40SF2-84★6B	1418	A40SF4-84★6B	1898	A40SFX-84★6B	2685	A40SFP-84★6B	1335
A50SF2-84★6C	1913	A50SF4-84★6C	2400	A50SFX-84★6C	3340	A50SFP-84★6C	1830
A63SF2-84★6C	2138	A63SF4-84★6C	2640	A63SFX-84★6C	3600	A63SFP-84★6C	2055
A75SF2-84★6D	2858	A75SF4-84★6D	3300	A75SFX-84★6D	4020	A75SFP-84★6D	2475
A95SF2-84★6D	3290	A95SF4-84★6D	3950	A95SFX-84★6D	4990	A95SFP-84★6D	3125
A110SF2-84★6D	3818	A110SF4-84★6D	4275	A110SFX-84★6D	5850	A110SFP-84★6D	3550
A145SF2-84★6E	5183	A145SF4-84★6E	5685	A145SFX-84★6E	7455	A145SFP-84★6E	4880
A185SF2-84★6E	5400	A185SF4-84★6E	6200	A185SFX-84★6E	8865	A185SFP-84★6E	5400
A210SF2-84★6E	8850	A210SF4-84★6E	9600	A210SFX-84★6E	12,375	A210SFP-84★6E	8800
A260SF2-84★6E	9930	A260SF4-84★6E	10,950	A260SFX-84★6E	16,800	A260SFP-84★6E	10,100
A300SF2-84★6E	10,350	A300SF4-84★6E	12,000	A300SFX-84★6E	22,350	A300SFP-84★6E	11,200
A400SF2-70★6F	12,600	A400SF4-70★6F	14,663	A400SFX-70★6F	26,400	-	-
A460SF2-70★6F	19,560	A460SF4-70★6F	21,360	A460SFX-70★6F	26,955	-	-
A460SF2-70★6G	21,600	A460SF4-70★6G	23,400	A460SFX-70★6G	28,995	-	-
A580SF2-70★6H	25,050	A580SF4-70★6H	27,000	A580SFX-70★6H	37,350	-	-
A750SF2-70★6H	28,050	A750SF4-70★6H	30,000	A750SFX-70★6H	39,000	-	-

NEMA rated							
A9NSF2-84★6A	\$ 1065	A9NSF4-84★6A	\$ 1350	A9NSFX-84★6A	\$ 1800	A9NSFP-84★6A	\$ 1005
A16NSF2-84★6A	1125	A16NSF4-84★6A	1425	A16NSFX-84★6A	1860	A16NSFP-84★6A	1065
A26NSF2-84★6A	1230	A26NSF4-84★6A	1530	A26NSFX-84★6A	1965	A26NSFP-84★6A	1148
A26NSF2-84★6B	1230	A26NSF4-84★6B	1530	A26NSFX-84★6B	1965	A26NSFP-84★6B	1148
A50NSF2-84★6B	1913	A50NSF4-84★6B	2400	A50NSFX-84★6B	3240	A50NSFP-84★6B	1830
A75NSF2-84★6C	2434	A75NSF4-84★6C	2876	A75NSFX-84★6C	3596	A75NSFP-84★6C	2051
A75NSF2-84★6D	2858	A75NSF4-84★6D	3300	A75NSFX-84★6D	4020	A75NSFP-84★6D	2475
A145NSF2-84★6E	5183	A145NSF4-84★6E	5685	A145NSFX-84★6E	7455	A145NSFP-84★6E	4880
A260NSF2-84★6E	9930	A260NSF4-84★6E	10,950	A260NSFX-84★6E	16,800	A260NSFP-84★6E	10,100
A460NSF2-70★6F	19,560	A460NSF4-70★6F	21,360	A460NSFX-70★6F	26,955	-	-
A460NSF2-70★6G	21,600	A460NSF4-70★6G	23,400	A460NSFX-70★6G	28,995	-	-
A750NSF2-70★6H	28,050	A750NSF4-70★6H	30,000	A750NSFX-70★6H	39,000	-	-

★ Overload relay suffix code. Select from the overload relay selection chart on page 3.6. Overload relays are required for all combination starters. If overload relay is provided by customer, substitute an "X" in place of the ★ and then subtract list price of overload relay from combination starter's list price.

Maximum short circuit ratings for UL listed combination starters

Contactor size	Switch/fuse at 600VAC	KA at 600VAC
A9	CF30/30J	200
A12	CF30/30J	
A16	CF30/30J	
A26	F60/60J	
A30	F60/60J	
A40	F100/100J	
A50	F100/100J	
A63	OES200/200J	
A75	OES200/200J	
A95	OES200/200J	
A110	OES200/200J	
A145	OES400/400J	
A185	OES400/400J	
A210	OES400/400J	
A260	OES400/400J or OES600/600J	
A300	OES400/400J or OES600/600J	
A400	OES600/600J	
A460	OES800/800L	
A580	OETL1200W/1200L fuses	
A750	OETL1200W/1200L fuses	

Fusible disconnect switch type 1

A9 - A750

Reversing, three phase

UL motor switching current	Maximum ratings – UL Listed					UL Type 1 (Indoor metal)		UL Type 3R (Outdoor metal)	
	Maximum motor horsepower ratings [Ⓜ]					Catalog number	List price	Catalog number	List price
	200/208V	230/240V	460/480V	575/600V	Fuse clip rating amp/volts				
UL rated									
9	2	2	5	7.5	30/600	A9SRF1-84★6A	\$ 1140	A9SRF3-84★6A	\$ 1320
11	3	3	7.5	10	30/600	A12SRF1-84★6A	1230	A12SRF3-84★6A	1410
17	5	5	10	15	30/600	A16SRF1-84★6A	1290	A16SRF3-84★6A	1470
28	7.5	10	20	25	60/600	A26SRF1-84★6B	1425	A26SRF3-84★6B	1635
34	10	10	25	30	60/600	A30SRF1-84★6B	1643	A30SRF3-84★6B	1860
42	10	15	30	40	60/600	A40SRF1-84★6B	1860	A40SRF3-84★6B	2093
54	15	20	40	50	100/600	A50SRF1-84★6C	2438	A50SRF3-84★6C	2625
65	20	25	50	50	100/600	A63SRF1-84★6C	2850	A63SRF3-84★6C	3008
80	25	30	60	75	200/600	A75SRF1-84★6D	3600	A75SRF3-84★6D	4013
95	30	30	60	75	200/600	A95SRF1-84★6D	3890	A95SRF3-84★6D	4700
110	30	40	75	100	200/600	A110SRF1-84★6D	4290	A110SRF3-84★6D	5183
130	40	50	100	125	200/600	A145SRF1-84★6E	5970	A145SRF3-84★6E	7418
156	50	60	125	150	400/600	A185SRF1-84★6E	8010	A185SRF3-84★6E	8760
192	60	75	150	200	400/600	A210SRF1-84★6E	10,905	A210SRF3-84★6E	12,885
248	75	100	200	250	400/600	A260SRF1-84★6E	12,165	A260SRF3-84★6E	14,415
302	100	100	250	300	400/600	A300SRF1-84★6E	13,560	A300SRF3-84★6E	15,810
414	125	150	350	400	600/600	A400SRF1-70★6F	17,880	A400SRF3-70★6F	18,585
480	150	—	—	—	600/600	A460SRF1-70★6F	29,175	A460SRF3-70★6F	32,025
480	—	200	400	500	800/600	A460SRF1-70★6G	31,035	A460SRF3-70★6G	33,885
590	200	250	500	600	1200/600	A580SRF1-70★6H	39,435	A580SRF3-70★6H	42,435
810	250	300	600	700	1200/600	A750SRF1-70★6H	42,285	A750SRF3-70★6H	46,785

NEMA rated									
NEMA size	Continuous current	200V	230V	460/575V					
00	9	1.5	1.5	2	30/600	A9NSRF1-84★6A	\$ 1140	A9NSRF3-84★6A	\$ 1320
0	18	3	3	5	30/600	A16NSRF1-84★6A	1290	A16NSRF3-84★6A	1470
1	27	—	7.5	10	30/600	A26NSRF1-84★6A	1425	A26NSRF3-84★6A	1635
1	27	7.5	—	—	60/600	A26NSRF1-84★6B	1425	A26NSRF3-84★6B	1635
2	45	10	15	25	60/600	A50NSRF1-84★6B	2438	A50NSRF3-84★6B	2625
3	90	—	—	50	100/600	A75NSRF1-84★6C	3176	A75NSRF3-84★6C	3589
3	90	25	30	—	200/600	A75NSRF1-84★6D	3600	A75NSRF3-84★6D	4013
4	135	40	50	100	200/600	A145NSRF1-84★6E	5970	A145NSRF3-84★6E	7418
5	270	75	100	200	400/600	A260NSRF1-84★6E	12,165	A260NSRF3-84★6E	14,415
6	540	150	—	—	600/600	A460NSRF1-70★6F	29,175	A460NSRF3-70★6F	32,025
6	540	—	200	400	800/600	A460NSRF1-70★6G	31,035	A460NSRF3-70★6G	33,885
7	810	—	300	600	1200/600	A750NSRF1-70★6H	42,285	A750NSRF3-70★6H	46,785

★ Overload relay suffi x code. Select from the overload relay selection chart on page 3.6. Overload relays are required for all combination starters. If overload relay is provided by customer, substitute an "X" in place of the ★ and then subtract list price of overload relay from combination starter's list price.

Example: A9SRF1-84X6A \$ 1140 List
 - 63 - OLR
 \$ 1077 Net price

Coil voltage selection

All AC operated catalog numbers include a 120VAC coil. To select other coil voltages, substitute the code from the Coil Voltage Selection Chart for the two digits after the last dash in the catalog number.

Ex.: A 240V coil is required for an A75 starter: A75SRF1-80FC

To select starter with control transformer, substitute the code from the Control transformer voltage selector chart for the two digits after the last dash in the catalog number.

Ex.: A 480V primary voltage with a 120V secondary voltage is required for an A75 starter: A75SRF1-8F

Coil voltage selection – A9 - A300 [Ⓞ]

Hz	Cntr type	Volts															
		12	24	48	110	120	125	208	220	240	277	380	415	440	480	500	600
60	A	81	83	84	84		34	36	80	42			86	86	51	53	55
50	A		81	83	84				80				85	86			55

For other voltages, see page 1.26.

Coil voltage selection – A400 - A750 [Ⓞ]

Hz	Cntr type	Volts			
		24 - 60	48 - 130	100 - 250	250 - 500
60	AF	68	69	70	71 [Ⓞ]
50	AF	68	69	70	71 [Ⓞ]
DC	AF	68	69	70	71 [Ⓞ]

Volts					
Hz	Type	208/120	230 – 240/120	460 – 480/120	575 – 600/120
50/60	A/AF	0	7	8	9

For other voltages, consult factory.

Control transformer option

Contacting size	VA rating	List price adder
A9 – A40	45 [Ⓞ]	\$ 300
A9 – A40	50	360
A50 – A75	75	435
A95 – A110	100	560
A145 – A185	150	720
A210 – A300	250	795
A400 – A460	150	720 [Ⓞ]
A580 – A750	250	795 [Ⓞ]

[Ⓞ] Power fuses are not included as standard.

[Ⓜ] No primary fusing provided.

[Ⓞ] For AF50 – AF 300 starters, consult factory.

[Ⓞ] A400 - A750 utilizes the AF wide range coil with a lower coil consumption than A210 - A300.

[Ⓞ] AF400 - AF750 only.

Fusible disconnect switch type A9 - A750 Reversing, three phase



UL Type 12 (Metal dusttight)		UL Type 4 (Watertight)		UL Type 4X (Stainless steel)		UL Type 1, 3R, 4, 4X & 12 (Plastic)	
Catalog number	List price	Catalog number	List price	Catalog number	List price	Catalog number	List price
UL rated							
A9SRF2-84★6A	\$ 1320	A9SRF4-84★6A	\$ 1425	A9SRFX-84★6A	\$ 1955	A9SRFP-84★6A	\$ 1275
A12SRF2-84★6A	1410	A12SRF4-84★6A	1515	A12SRFX-84★6A	2045	A12SRFP-84★6A	1365
A16SRF2-84★6A	1470	A16SRF4-84★6A	1575	A16SRFX-84★6A	2105	A16SRFP-84★6A	1425
A26SRF2-84★6B	1635	A26SRF4-84★6B	1763	A26SRFX-84★6B	2270	A25SRFP-84★6B	1560
A30SRF2-84★6B	1860	A30SRF4-84★6B	1988	A30SRFX-84★6B	2745	A30SRFP-84★6B	1778
A40SRF2-84★6B	2093	A40SRF4-84★6B	2213	A40SRFX-84★6B	3260	A40SRFP-84★6B	1995
A50SRF2-84★6C	2625	A50SRF4-84★6C	2850	A50SRFX-84★6C	3855	A50SRFP-84★6C	2573
A63SRF2-84★6C	3008	A63SRF4-84★6C	3225	A63SRFX-84★6C	4370	A63SRFP-84★6C	2985
A75SRF2-84★6D	4013	A75SRF4-84★6D	4200	A75SRFX-84★6D	5075	A75SRFP-84★6D	3735
A95SRF2-84★6D	4700	A95SRF4-84★6D	5100	A95SRFX-84★6D	6250	A95SRFP-84★6D	4125
A110SRF2-84★6D	5183	A110SRF4-84★6D	5550	A110SRFX-84★6D	7115	A110SRFP-84★6D	4600
A145SRF2-84★6E	7418	A145SRF4-84★6E	7800	A145SRFX-84★6E	9690	A145SRFP-84★6E	7600
A185SRF2-84★6E	8760	A185SRF4-84★6E	9225	A185SRFX-84★6E	12,225	A185SRFP-84★6E	9000
A210SRF2-84★6E	12,885	A210SRF4-84★6E	13,238	A210SRFX-84★6E	16,410	A210SRFP-84★6E	13,000
A260SRF2-84★6E	14,415	A260SRF4-84★6E	15,150	A260SRFX-84★6E	21,285	A260SRFP-84★6E	14,885
A300SRF2-84★6E	15,810	A300SRF4-84★6E	16,530	A300SRFX-84★6E	27,810	A300SRFP-84★6E	16,200
A400SRF2-70★6F	18,585	A400SRF4-70★6F	20,625	A400SRFX-70★6F	32,385	A400SRFP-70★6F	20,000
A460SRF2-70★6F	32,025	A460SRF4-70★6F	33,540	A460SRFX-70★6F	39,420	-	-
A460SRF2-70★6G	33,885	A460SRF4-70★6G	35,400	A460SRFX-70★6G	41,280	-	-
A580SRF2-70★6H	42,435	A580SRF4-70★6H	45,150	A580SRFX-70★6H	54,735	-	-
A750SRF2-70★6H	46,785	A750SRF4-70★6H	48,450	A750SRFX-70★6H	57,735	-	-

NEMA rated							
A9NSRF2-84★6A	\$ 1320	A9NSRF4-84★6A	\$ 1425	A9NSRFX-84★6A	\$ 1955	A9NSRFP-84★6A	\$ 1275
A16NSRF2-84★6A	1470	A16NSRF4-84★6A	1575	A16NSRFX-84★6A	2105	A16NSRFP-84★6A	1425
A26NSRF2-84★6A	1635	A26NSRF4-84★6A	1763	A26NSRFX-84★6A	2270	A26NSRFP-84★6A	1560
A26NSRF2-84★6B	1635	A26NSRF4-84★6B	1763	A26NSRFX-84★6B	2270	A26NSRFP-84★6B	1560
A50NSRF2-84★6B	2625	A50NSRF4-84★6B	2850	A50NSRFX-84★6B	3855	A50NSRFP-84★6B	2573
A75NSRF2-84★6C	3589	A75NSRF4-84★6C	3776	A75NSRFX-84★6C	4651	A75NSRFP-84★6C	3311
A75NSRF2-84★6D	4013	A75NSRF4-84★6D	4200	A75NSRFX-84★6D	5075	A75NSRFP-84★6D	3735
A145NSRF2-84★6E	7418	A145NSRF4-84★6E	7800	A145NSRFX-84★6E	9690	A145NSRFP-84★6E	7600
A260NSRF2-84★6E	14,415	A260NSRF4-84★6E	15,150	A260NSRFX-84★6E	21,285	A260NSRFP-84★6E	14,885
A460NSRF2-70★6F	32,025	A460NSRF4-70★6F	33,540	A460NSRFX-70★6F	39,420	-	-
A460NSRF2-70★6G	33,885	A460NSRF4-70★6G	35,400	A460NSRFX-70★6G	41,280	-	-
A750NSRF2-70★6H	46,785	A750NSRF4-70★6H	48,450	A750NSRFX-70★6H	57,735	-	-

★ Overload relay suffi x code. Select from the overload relay selection chart on page 3.6. Overload relays are required for all combination starters. If overload relay is provided by customer, substitute an "X" in place of the ★ and then subtract list price of overload relay from combination starter's list price.

Maximum short circuit ratings for UL listed combination starters

Contactor size	Switch/fuse at 600VAC	KA at 600VAC
A9	CF30/30J	200
A12	CF30/30J	
A16	CF30/30J	
A26	F60/60J	
A30	F60/60J	
A40	F100/100J	
A50	F100/100J	
A63	OES200/200J	
A75	OES200/200J	
A95	OES200/200J	
A110	OES200/200J	
A145	OES400/400J	
A185	OES400/400J	
A210	OES400/400J	
A260	OES400/400J or OES600/600J	
A300	OES400/400J or OES600/600J	
A400	OES600/600J	
A460	OES800/800L	
A580	OETL1200W/1200L fuses	
A750	OETL1200W/1200L fuses	

Circuit breaker type ①

A9 - A750

Non-reversing, three phase

UL motor switching current	Maximum ratings – UL Listed				UL Listed 1 (Indoor metal)		UL Listed 3R (Outdoor metal)	
	Maximum motor horsepower ratings [Ⓜ]				Catalog number	List price	Catalog number	List price
	200/208V	230/240V	460/480V	575/600V				
	UL rated							
9	2	2	5	7.5	A9SM1-84★◆◆	\$ 930	A9SM3-84★◆◆	\$ 1110
11	3	3	7.5	10	A12SM1-84★◆◆	960	A12SM3-84★◆◆	1140
17	5	5	10	15	A16SM1-84★◆◆	990	A16SM3-84★◆◆	1170
28	7.5	10	20	25	A26SM1-84★◆◆	1073	A26SM3-84★◆◆	1253
34	10	10	25	30	A30SM1-84★◆◆	1155	A30SM3-84★◆◆	1335
42	10	15	30	40	A40SM1-84★◆◆	1260	A40SM3-84★◆◆	1440
54	15	20	40	50	A50SM1-84★◆◆	1755	A50SM3-84★◆◆	1935
65	20	25	50	50	A63SM1-84★◆◆	2070	A63SM3-84★◆◆	2160
80	25	30	60	75	A75SM1-84★◆◆	2550	A75SM3-84★◆◆	2880
95	30	30	60	75	A95SM1-84★◆◆	2750	A95SM3-84★◆◆	3125
110	30	40	75	100	A110SM1-84★◆◆	2970	A110SM3-84★◆◆	3870
130	40	50	100	125	A145SM1-84★◆◆	4020	A145SM3-84★◆◆	5235
156	50	60	125	150	A185SM1-84★◆◆	4950	A185SM3-84★◆◆	5610
192	60	75	150	200	A210SM1-84★◆◆	7080	A210SM3-84★◆◆	9045
248	75	100	200	250	A260SM1-84★◆◆	8160	A260SM3-84★◆◆	10,155
302	100	100	250	300	A300SM1-84★◆◆	8850	A300SM3-84★◆◆	10,650
414	125	150	350	400	A400SM1-70★◆◆	12,450	A400SM3-70★◆◆	12,990
480	150	200	400	500	A460SM1-70★◆◆	19,350	A460SM3-70★◆◆	21,150
590	200	250	500	600	A580SM1-70★◆◆	22,650	A580SM3-70★◆◆	24,450
810	250	300	600	700	A750SM1-70★◆◆	24,150	A750SM3-70★◆◆	27,330

★ Overload relay suffi x code. Select from the overload relay selection chart on page 3.6. Overload relays are required for all combination starters. If overload relay is provided by customer, substitute an "X" in place of the ★ and then subtract list price of overload relay from combination starter's list price. Example: A9SM1-84X★◆◆ \$ 930 List - 63 - OLR \$ 867 Net price

◆◆ MCP or breaker rating. See codes on page 3.48.

Coil voltage selection

All AC operated catalog numbers include a 120VAC coil. To select other coil voltages, substitute the code from the Coil Voltage Selection Chart for the two digits after the last dash in the catalog number.

Ex.: A 240V coil is required for an A75 combination starter: A75SM1-80★◆◆

To select starter with control transformer, substitute the code from the Control transformer voltage selector chart for the two digits after the last dash in the catalog number.

Ex.: A 480V primary voltage with a 120V secondary voltage is required for an A75 starter: A75SM1-8F

Coil voltage selection – A9 - A300 ③

Hz	Cntr type	Volts															
		12	24	48	110	120	125	208	220	240	277	380	415	440	480	500	600
60	A		81	83	84	84		34	36	80	42		86	86	51	53	55
50	A		81	83	84				80			85	86			55	

For other voltages, see page 1.26.

Coil voltage selection – A400 - A750 ③

Hz	Cntr type	Volts			
		24 - 60	48 - 130	100 - 250	250 - 500
60	AF	68	69	70	71 ⑤
50	AF	68	69	70	71 ⑤
DC	AF	68	69	70	71 ⑤

Control transformer voltage selection chart

Hz	Type	Volts			
		208/120	230 - 240/120	460 - 480/120	575 - 600/120
50/60	A/AF	0	7	8	9

For other voltages, consult factory.

Factory modifications

See page 3.3

Maximum short circuit rating for UL listed combination starters

Contactor	Maximum MCP 480VAC	KA at 480VAC	MCP 600VAC	KA at 600VAC
A9	S3L050MW	35	S3L010MW	35
A12	S3L050MW	35	S3L010MW	35
A16	S3L050MW	35	—	—
A26	S3L100MW	35	S3L100MW	35
A30	S3L150MW	65	—	—
A40	S3L150MW	65	—	—
A50	S3L150MW	85	S3L150MW	35
A63	S4L250MW	85	—	—
A75	S4L250MW	85	—	—
A95	S4L250MW	85	S4L250MW	35
A110	S4L250MW	85	S4L250MW	35
A145	S5L400MW	65	S4L250MW	10
A185	S5L400MW	85	S4L250MW	10
A210	S6L800MW	85	S4L250MW	18
A260	S6L800MW	85	S5L400MW	18
A300	S6L800MW	85	S5L400MW	18
A400	S7H1200MW	85	Consult factory	
A460	S7H1200MW	85		
A580	S7H1200MW	85		
A750	S7H1200MW	85		

For thermal magnetic molded case breakers, consult factory.

Control transformer option

Contactor size	VA rating	List price adder
A9 - A40	45 ①	\$ 300
A9 - A40	50	360
A50 - A75	75	435
A95 - A110	100	560
A145 - A185	150	720
A210 - A300	250	795
A400 - A460	150	720 ④
A580 - A750	250	795 ④

① MCPs are supplied as standard. Thermal magnetic/electronic trip type breakers can be supplied by substituting the letter "B" in place of the "M". List price is the same.

Example: A9SB3-84★◆◆, \$ 1110.00.

② No primary fusing provided.

③ For AF50 - AF300 starters, consult factory.

④ A400 - A750 utilizes the AF wide range coil with a lower coil consumption than A210 - A300.

⑤ AF400 - AF750 only.

Circuit breaker type 1
A9 - A750
Non-reversing, three phase



UL Listed 12 (Metal dustight)		UL Listed 4 (Watertight)		UL Listed 4X (Stainless steel)		UL Listed 1, 3R, 4, 4X & 12 (Plastic)		UL Listed 7 & 9 non reversing (Explosion proof)	
Catalog number	List price	Catalog number	List price	Catalog number	List price	Catalog number	List price	Catalog number	List price
UL rated									
A9SM2-84★◆◆	\$ 1110	A9SM4-84★◆◆	\$ 1260	A9SMX-84★◆◆	\$ 1835	A9SMP-84★◆◆	\$ 1050	A9SM7-84★◆◆	\$ 2660
A12SM2-84★◆◆	1140	A12SM4-84★◆◆	1290	A12SMX-84★◆◆	1865	A12SMP-84★◆◆	1080	A12SM7-84★◆◆	2850
A16SM2-84★◆◆	1170	A16SM4-84★◆◆	1320	A16SMX-84★◆◆	1895	A16SMP-84★◆◆	1110	A16SM7-84★◆◆	3030
A26SM2-84★◆◆	1253	A26SM4-84★◆◆	1410	A26SMX-84★◆◆	2000	A26SMP-84★◆◆	1193	A26SM7-84★◆◆	3105
A30SM2-84★◆◆	1335	A30SM4-84★◆◆	1500	A30SMX-84★◆◆	2330	A30SMP-84★◆◆	1275	A30SM7-84★◆◆	3480
A40SM2-84★◆◆	1440	A40SM4-84★◆◆	1635	A40SMX-84★◆◆	2720	A40SMP-84★◆◆	1380	A40SM7-84★◆◆	3860
A50SM2-84★◆◆	1935	A50SM4-84★◆◆	2115	A50SMX-84★◆◆	3275	A50SMP-84★◆◆	1875	A50SM7-84★◆◆	4150
A63SM2-84★◆◆	2160	A63SM4-84★◆◆	2438	A63SMX-84★◆◆	3635	A63SMP-84★◆◆	2100	A63SM7-84★◆◆	5540
A75SM2-84★◆◆	2880	A75SM4-84★◆◆	3225	A75SMX-84★◆◆	4055	A75SMP-84★◆◆	2520	A75SM7-84★◆◆	6850
A95SM2-84★◆◆	3125	A95SM4-84★◆◆	3800	A95SMX-84★◆◆	5200	A95SMP-84★◆◆	3250	A95SM7-84★◆◆	7940
A110SM2-84★◆◆	3870	A110SM4-84★◆◆	4200	A110SMX-84★◆◆	6050	A110SMP-84★◆◆	3700	A110SM7-84★◆◆	11,370
A145SM2-84★◆◆	5235	A145SM4-84★◆◆	5588	A145SMX-84★◆◆	7650	A145SMP-84★◆◆	5400	A145SM7-84★◆◆	13,595
A185SM2-84★◆◆	5610	A185SM4-84★◆◆	6300	A185SMX-84★◆◆	9150	A185SMP-84★◆◆	6150	A185SM7-84★◆◆	14,475
A210SM2-84★◆◆	9045	A210SM4-84★◆◆	9713	A210SMX-84★◆◆	12,510	A210SMP-84★◆◆	9500	A210SM7-84★◆◆	17,775
A260SM2-84★◆◆	10,155	A260SM4-84★◆◆	10,950	A260SMX-84★◆◆	17,250	A260SMP-84★◆◆	10,650	—	—
A300SM2-84★◆◆	10,650	A300SM4-84★◆◆	12,000	A300SMX-84★◆◆	22,800	A300SMP-84★◆◆	11,500	—	—
A400SM2-70★◆◆	12,990	A400SM4-70★◆◆	13,800	A400SMX-70★◆◆	26,850	—	—	—	—
A460SM2-70★◆◆	21,150	A460SM4-70★◆◆	22,500	A460SMX-70★◆◆	28,995	—	—	—	—
A580SM2-70★◆◆	24,450	A580SM4-70★◆◆	26,850	A580SMX-70★◆◆	36,000	—	—	—	—
A750SM2-70★◆◆	27,330	A750SM4-70★◆◆	30,000	A750SMX-70★◆◆	37,650	—	—	—	—

★ Overload relay suffi x code. Select from the overload relay selection chart on page 3.6. Overload relays are required for all combination starters. If overload relay is provided by customer, substitute an "X" in place of the ★ and then subtract list price of overload relay from combination starter's list price.

◆◆ MCP or breaker rating. See codes on page 3.48.

Motor circuit protector data

Motor full load amperes	MCP continous rating	Suffix code	Catalog number	Starter size	1.5X	2X	4X	5X	6X	7X	8X	9X	10X	11X	12X
.92 - 2.76	3	A	S3L003MW	0	—	—	12	15	18	21	24	27	30	33	36
1.53 - 4.61	5	B	S3L005MW	0	—	—	20	25	30	35	40	45	50	55	60
3.07 - 9.23	10	C	S3L010MW	0	—	—	40	50	60	70	80	90	100	110	120
7.69 - 23.08	25	D	S3L025MW	1	—	—	100	125	150	175	200	225	250	275	300
15.38 - 46.15	50	E	S3L050MW	2	—	—	200	250	300	350	400	450	500	550	600
30.77 - 92.31	100	F	S3L100MW	3	—	—	400	500	600	700	800	900	1000	1100	1200
46.15 - 138.46	150	G	S3L150MW	4	—	—	600	750	900	1050	1200	1350	1500	1650	1800
28.85 - 230.77	250	H	S4L250MW	4	375	500	1000	—	1500	—	2000	—	2500	—	3000
46.15 - 369.23	400	J	S5L400MW	5	600	800	1600	—	2400	—	3200	—	4000	—	4800
69.23 - 553.85	600	K	S6L600MW	6	900	1200	2400	—	3600	—	4800	—	6000	—	7200
92.31 - 738.46	800	L	S6L800MW	7	1200	1600	3200	—	4800	—	6400	—	8000	—	9600
115.38 - 923.07	1000	M	S7H1000MW	7	1500	2000	4000	—	6000	—	8000	—	10,000	—	12,000
138.46 - 1107.69	1200	N	S7H1200MW	7	1800	2400	4800	—	7200	—	9600	—	12,000	—	14,400

Circuit breaker type ①

A9 - A750, NEMA rated

Non-reversing, three phase

		Maximum ratings – UL Listed			UL Type 1 (Indoor metal)		UL Type 3R (Outdoor metal)	
		Maximum motor horsepower ratings ②			Catalog number	List price	Catalog number	List price
		200V	230V	460/575V				
		NEMA rated						
NEMA size	Continuous current							
00	9	1.5	1.5	2	A9NSM1-84★◆◆	\$ 930	A9NSM3-84★◆◆	\$ 1110
0	18	3	3	5	A16NSM1-84★◆◆	990	A16NSM3-84★◆◆	1170
1	27	7.5	7.5	10	A26NSM1-84★◆◆	1073	A26NSM3-84★◆◆	1253
2	45	10	15	25	A50NSM1-84★◆◆	1755	A50NSM3-84★◆◆	1935
3	90	25	30	50	A75NSM1-84★◆◆	2550	A75NSM3-84★◆◆	2880
4	135	40	50	100	A145NSM1-84★◆◆	4020	A145NSM3-84★◆◆	5235
5	270	75	100	200	A260NSM1-84★◆◆	8160	A260NSM3-84★◆◆	10,155
6	540	150	200	400	A460NSM1-70★◆◆	19,350	A460NSM3-70★◆◆	21,150
7	810	—	300	600	A750NSM1-70★◆◆	24,150	A750NSM3-70★◆◆	27,330

★ Overload relay suffix code. Select from the overload relay selection chart on page 3.6. Overload relays are required for all combination starters. If overload relay is provided by customer, substitute an "X" in place of the ★ and then subtract list price of overload relay from combination starter's list price.

◆◆ MCP or breaker rating. See codes on page 3.48.

Example: A9NSM1-84X \$ 930 List
 - 63 - OLR
 \$ 867 Net price

Coil voltage selection

All AC operated catalog numbers include a 120VAC coil. To select other coil voltages, substitute the code from the Coil Voltage Selection Chart for the two digits after the last dash in the catalog number.

Ex.: A 240V coil is required for an A75 starter: A75NSM1-80★◆◆

To select starter with control transformer, substitute the code from the Control transformer voltage selector chart for the two digits after the last dash in the catalog number.

Ex.: A 480V primary voltage with a 120V secondary voltage is required for an A75 starter: A75SRF1-8F

Coil voltage selection – A9 - A300 ③

Hz	Cntr type	Volts															
		12	24	48	110	120	125	208	220	240	277	380	415	440	480	500	600
60	A	81	83	84	84		34	36	80	42		86	86	51	53	55	
50	A	81	83	84			80					85	86			55	

For other voltages, see page 1.26.

Coil voltage selection – A400 - A750 ③

Hz	Cntr type	Volts			
		24 - 60	48 - 130	100 - 250	250 - 500
60	AF	68	69	70	71 ⑤
50	AF	68	69	70	71 ⑤
DC	AF	68	69	70	71 ⑤

Control transformer voltage selection chart

Hz	Type	Volts			
		208/120	230 – 240/120	460 – 480/120	575 – 600/120
50/60	A/AF	0	7	8	9

For other voltages, consult factory.

Control transformer option

Contactors size	VA rating	List price adder
A9 – A40	45 ①	\$ 300
A9 – A40	50	360
A50 – A75	75	435
A95 – A110	100	560
A145 – A185	150	720
A210 – A300	250	795
A400 – A460	150	720 ②
A580 – A750	250	795 ②

Maximum short circuit rating for UL listed combination starters

Contactors	Maximum MCP 480VAC	KA at 480VAC	MCP 600VAC	KA at 600VAC
A9	S3L050MW	35	S3L010MW	35
A12	S3L050MW	35	S3L010MW	35
A16	S3L050MW	35	—	—
A26	S3L100MW	35	S3L100MW	35
A30	S3L150MW	65	—	—
A40	S3L150MW	65	—	—
A50	S3L150MW	85	S3L150MW	35
A63	S4L250MW	85	—	—
A75	S4L250MW	85	—	—
A95	S4L250MW	85	S4L250MW	35
A110	S4L250MW	85	S4L250MW	35
A145	S5L400MW	65	S4L250MW	10
A185	S5L400MW	85	S4L250MW	10
A210	S6L800MW	85	S4L250MW	18
A260	S6L800MW	85	S5L400MW	18
A300	S6L800MW	85	S5L400MW	18
A400	S7H1200MW	85	Consult factory	
A460	S7H1200MW	85		
A580	S7H1200MW	85		
A750	S7H1200MW	85		

For thermal magnetic molded case breakers, consult factory.

Factory modifications

See page 3.3

1 MCPs are supplied as standard. Thermal magnetic breakers can be supplied by substituting the letter "B" in place of the "M". List price is the same. Example: A9SB3-84★◆◆, \$ 1110.00.

2 No primary fusing provided.

3 For AF50 - AF300 starters, consult factory.

4 A400 - A750 utilizes the AF wide range coil with a lower coil consumption than A210 - A300.

5 AF400 - AF750 only.

Circuit breaker type 1
A9 - A750, NEMA rated
Non-reversing, three phase



UL Type 12 (Metal dustight)		UL Type 4 (Watertight)		UL Type 4X (Stainless steel)		UL Type 1, 3R, 4, 4X & 12 (Plastic)		UL Type 7 & 9 non reversing (Explosion proof)	
Catalog number	List price	Catalog number	List price	Catalog number	List price	Catalog number	List price	Catalog number	List price

NEMA rated

A9NSM2-84★◆◆	\$ 1110	A9NSM4-84★◆◆	\$ 1260	A9NSMX-84★◆◆	\$ 1835	A9NSMP-84★◆◆	\$ 1050	A9NSM7-84★◆◆	\$ 2660
A16NSM2-84★◆◆	1170	A16NSM4-84★◆◆	1320	A16NSMX-84★◆◆	1895	A16NSMP-84★◆◆	1110	A16NSM7-84★◆◆	3030
A26NSM2-84★◆◆	1253	A26NSM4-84★◆◆	1410	A26NSMX-84★◆◆	2000	A26NSMP-84★◆◆	1193	A26NSM7-84★◆◆	3105
A50NSM2-84★◆◆	1935	A50NSM4-84★◆◆	2115	A50NSMX-84★◆◆	3275	A50NSMP-84★◆◆	1875	A50NSM7-84★◆◆	4150
A75NSM2-84★◆◆	2880	A75NSM4-84★◆◆	3225	A75NSMX-84★◆◆	4055	A75NSMP-84★◆◆	2520	A75NSM7-84★◆◆	6850
A145NSM2-84★◆◆	5235	A145NSM4-84★◆◆	5588	A145NSMX-84★◆◆	7650	A145NSMP-84★◆◆	5400	A145NSM7-84★◆◆	13,595
A260NSM2-84★◆◆	10,155	A260NSM4-84★◆◆	10,950	A260NSMX-84★◆◆	17,250	A260NSMP-84★◆◆	18,650	—	—
A460NSM2-70★◆◆	21,150	A460NSM4-70★◆◆	22,500	A460NSMX-70★◆◆	28,995	—	—	—	—
A750NSM2-70★◆◆	27,330	A750NSM4-70★◆◆	30,000	A750NSMX-70★◆◆	37,650	—	—	—	—

★ Overload relay suffi x code. Select from the overload relay selection chart on page 3.6. Overload relays are required for all combination starters. If overload relay is provided by customer, substitute an "X" in place of the ★ and then subtract list price of overload relay from combination starter's list price.

◆ MCP or breaker rating. See MCP codes on page 3.50.

Motor circuit protector data

Motor full load amperes	MCP continous rating	Suffix code ◆	Catalog number	Starter size	1.5X	2X	4X	5X	6X	7X	8X	9X	10X	11X	12X
.92 – 2.76	3	A	S3L003MW	0	—	—	12	15	18	21	24	27	30	33	36
1.53 – 4.61	5	B	S3L005MW	0	—	—	20	25	30	35	40	45	50	55	60
3.07 – 9.23	10	C	S3L010MW	0	—	—	40	50	60	70	80	90	100	110	120
7.69 – 23.08	25	D	S3L025MW	1	—	—	100	125	150	175	200	225	250	275	300
15.38 – 46.15	50	E	S3L050MW	2	—	—	200	250	300	350	400	450	500	550	600
30.77 – 92.31	100	F	S3L100MW	3	—	—	400	500	600	700	800	900	1000	1100	1200
46.15 – 138.46	150	G	S3L150MW	4	—	—	600	750	900	1050	1200	1350	1500	1650	1800
28.85 – 230.77	250	H	S4L250MW	4	375	500	1000	—	1500	—	2000	—	2500	—	3000
46.15 – 369.23	400	J	S5L400MW	5	600	800	1600	—	2400	—	3200	—	4000	—	4800
69.23 – 553.85	600	K	S6L600MW	6	900	1200	2400	—	3600	—	4800	—	6000	—	7200
92.31 – 738.46	800	L	S6L800MW	7	1200	1600	3200	—	4800	—	6400	—	8000	—	9600
115.38 – 923.07	1000	M	S7H1000MW	7	1500	2000	4000	—	6000	—	8000	—	10,000	—	12,000
138.46 – 1107.69	1200	N	S7H1200MW	7	1800	2400	4800	—	7200	—	9600	—	12,000	—	14,400

Circuit breaker type ①

A9 - A750

Reversing, three phase

3

UL motor switching current	Maximum ratings – UL Listed				UL Type 1 (Indoor metal)		UL Type 3R (Outdoor metal)	
	Maximum motor horsepower ratings ②				Catalog number	List price	Catalog number	List price
	200/208V	230/240V	460/480V	575/600V				
UL rated								
9	2	2	5	7.5	A9SRM1-84★◆◆	\$ 1185	A9SRM3-84★◆◆	\$ 1365
11	3	3	7.5	10	A12SRM1-84★◆◆	1275	A12SRM3-84★◆◆	1455
17	5	5	10	15	A16SRM1-84★◆◆	1335	A16SRM3-84★◆◆	1515
28	7.5	10	20	25	A26SRM1-84★◆◆	1478	A26SRM3-84★◆◆	1658
34	10	10	25	30	A30SRM1-84★◆◆	1703	A30SRM3-84★◆◆	1883
42	10	15	30	40	A40SRM1-84★◆◆	1935	A40SRM3-84★◆◆	2115
54	15	20	40	50	A50SRM1-84★◆◆	2468	A50SRM3-84★◆◆	2648
65	20	25	50	50	A63SRM1-84★◆◆	2899	A63SRM3-84★◆◆	3030
80	25	30	60	75	A75SRM1-84★◆◆	2940	A75SRM3-84★◆◆	4035
95	30	30	60	75	A95SRM1-84★◆◆	3705	A95SRM3-84★◆◆	5100
110	30	40	75	100	A110SRM1-84★◆◆	4200	A110SRM3-84★◆◆	5235
130	40	50	100	125	A145SRM1-84★◆◆	4335	A145SRM3-84★◆◆	7470
156	50	60	125	150	A185SRM1-84★◆◆	6285	A185SRM3-84★◆◆	8970
192	60	75	150	200	A210SRM1-84★◆◆	8310	A210SRM3-84★◆◆	13,080
248	75	100	200	250	A260SRM1-84★◆◆	8160	A260SRM3-84★◆◆	14,640
302	100	100	250	300	A300SRM1-84★◆◆	11,115	A300SRM3-84★◆◆	16,110
414	125	150	250	400	A400SRM1-70★◆◆	18,435	A400SRM3-70★◆◆	18,975
480	150	200	400	500	A460SRM1-70★◆◆	31,635	A460SRM3-70★◆◆	33,435
590	200	250	500	600	A580SRM1-70★◆◆	40,035	A580SRM3-70★◆◆	41,835
810	250	300	600	700	A750SRM1-70★◆◆	42,885	A750SRM3-70★◆◆	46,065

★ Overload relay suffix code. Select from the overload relay selection chart on page 3.6. Overload relays are required for all combination starters. If overload relay is provided by customer, substitute an "X" in place of the ★ and then subtract list price of overload relay from combination starter's list price. Example: A9SRM1-84X \$ 1185 List
 ◆◆ MCP or breaker rating. See codes on page 3.48. - 63 - OLR
 \$ 1122 Net price

Coil voltage selection

All AC operated catalog numbers include a 120VAC coil. To select other coil voltages, substitute the code from the Coil Voltage Selection Chart for the two digits after the last dash in the catalog number.

Ex.: A 240V coil is required for an A75 starter: A75SRM1-80★◆◆

To select starter with control transformer, substitute the code from the Control transformer voltage selector chart for the two digits after the last dash in the catalog number.

Ex.: A 480V primary voltage with a 120V secondary voltage is required for an A75 starter: A75SRF1-8F

Factory modifications

See page 3.3

Coil voltage selection – A9 - A300 ③

Hz	Cntr type	Volts															
		12	24	48	110	120	125	208	220	240	277	380	415	440	480	500	600
60	A		81	83	84	84		34	36	80	42		86	86	51	53	55
50	A		81	83	84				80				85	86			55

For other voltages, see page 1.26.

Coil voltage selection – A400 - A750 ③

Hz	Cntr type	Volts			
		24 - 60	48 - 130	100 - 250	250 - 500
60	AF	68	69	70	71 ⑤
50	AF	68	69	70	71 ⑤
DC	AF	68	69	70	71 ⑤

Control transformer voltage selection chart

Hz	Type	Volts			
		208/120	230 – 240/120	460 – 480/120	575 – 600/120
50/60	A/AF	0	7	8	9

For other voltages, consult factory.

Maximum short circuit rating for UL listed combination starters

Contactor	Maximum MCP 480VAC	KA at 480VAC	MCP 600VAC	KA at 600VAC
A9	S3L050MW	35	S3L010MW	35
A12	S3L050MW	35	S3L010MW	35
A16	S3L050MW	35	—	—
A26	S3L100MW	35	S3L100MW	35
A30	S3L150MW	65	—	—
A40	S3L150MW	65	—	—
A50	S3L150MW	85	S3L150MW	35
A63	S4L250MW	85	—	—
A75	S4L250MW	85	—	—
A95	S4L250MW	85	S4L250MW	35
A110	S4L250MW	85	S4L250MW	35
A145	S5L400MW	65	S4L250MW	10
A185	S5L400MW	85	S4L250MW	10
A210	S6L800MW	85	S4L250MW	18
A260	S6L800MW	85	S5L400MW	18
A300	S6L800MW	85	S5L400MW	18
A400	S7H1200MW	85	Consult factory	
A460	S7H1200MW	85		
A580	S7H1200MW	85		
A750	S7H1200MW	85		

For thermal magnetic molded case breakers, consult factory.

Control transformer option

Contactor size	VA rating	List price adder
A9 – A40	45 ①	\$ 300
A9 – A40	50	360
A50 – A75	75	435
A95 – A110	100	560
A145 – A185	150	720
A210 – A300	250	795
A400 – A460	150	720 ④
A580 – A750	250	795 ④

① MCPs are supplied as standard. Thermal magnetic/electronic trip type breakers can be supplied by substituting the letter "B" in place of the "M". List price is the same.

Example: A9SRB1-84★◆◆, \$ 740.00.

② No primary fusing provided.

③ For AF50 - AF300 starters, consult factory.

④ A400 - A750 utilizes the AF wide range coil with a lower coil consumption than A210 - A300.

⑤ AF400 - AF750 only.

Circuit breaker type ①

A9 - A750

Reversing, three phase

Combination
starters

3

UL Type 12 (Metal dustight)		UL Type 4 (Watertight)		UL Type 4X (Stainless steel)		UL Type 1, 3R, 4, 4X & 12 (Plastic)	
Catalog number	List price	Catalog number	List price	Catalog number	List price	Catalog number	List price
UL rated							
A9SRM2-84★◆◆	\$ 1365	A9SRM4-84★◆◆	\$ 1515	A9SRMX-84★◆◆	\$ 2090	A9SRMP-84★◆◆	\$ 1320
A12SRM2-84★◆◆	1455	A12SRM4-84★◆◆	1605	A12SRMX-84★◆◆	2180	A12SRMP-84★◆◆	1410
A16SRM2-84★◆◆	1515	A16SRM4-84★◆◆	1688	A16SRMX-84★◆◆	2240	A16SRMP-84★◆◆	1470
A26SRM2-84★◆◆	1658	A26SRM4-84★◆◆	1800	A26SRMX-84★◆◆	2405	A26SRMP-84★◆◆	1703
A30SRM2-84★◆◆	1883	A30SRM4-84★◆◆	2100	A30SRMX-84★◆◆	2878	A30SRMP-84★◆◆	1853
A40SRM2-84★◆◆	2115	A40SRM4-84★◆◆	2438	A40SRMX-84★◆◆	3395	A40SRMP-84★◆◆	2085
A50SRM2-84★◆◆	2648	A50SRM4-84★◆◆	2963	A50SRMX-84★◆◆	3988	A50SRMP-84★◆◆	2618
A63SRM2-84★◆◆	3030	A63SRM4-84★◆◆	3338	A63SRMX-84★◆◆	4505	A63SRMP-84★◆◆	3090
A75SRM2-84★◆◆	4035	A75SRM4-84★◆◆	4200	A75SRMX-84★◆◆	5210	A75SRMP-84★◆◆	3855
A95SRM2-84★◆◆	5100	A95SRM4-84★◆◆	5500	A95SRMX-84★◆◆	7200	A95SRMP-84★◆◆	4450
A110SRM2-84★◆◆	5235	A110SRM4-84★◆◆	5663	A110SRMX-84★◆◆	7415	A110SRMP-84★◆◆	4700
A145SRM2-84★◆◆	7470	A145SRM4-84★◆◆	7950	A145SRMX-84★◆◆	9885	A145SRMP-84★◆◆	7620
A185SRM2-84★◆◆	8970	A185SRM4-84★◆◆	9638	A185SRMX-84★◆◆	12,510	A185SRMP-84★◆◆	9250
A210SRM2-84★◆◆	13,080	A210SRM4-84★◆◆	13,650	A210SRMX-84★◆◆	16,545	A210SRMP-84★◆◆	13,300
A260SRM2-84★◆◆	14,640	A260SRM4-84★◆◆	15,450	A260SRMX-84★◆◆	21,735	A260SRMP-84★◆◆	15,000
A300SRM2-84★◆◆	16,110	A300SRM4-84★◆◆	18,150	A300SRMX-84★◆◆	28,260	A300SRMP-84★◆◆	17,600
A400SRM2-70★◆◆	18,975	A400SRM4-70★◆◆	21,000	A400SRMX-70★◆◆	32,835	-	-
A460SRM2-70★◆◆	33,435	A460SRM4-70★◆◆	35,850	A460SRMX-70★◆◆	41,280	-	-
A580SRM2-70★◆◆	41,835	A580SRM4-70★◆◆	45,000	A580SRMX-70★◆◆	53,385	-	-
A750SRM2-70★◆◆	46,065	A750SRM4-70★◆◆	48,338	A750SRMX-70★◆◆	56,385	-	-

★ Overload relay suffix code. Select from the overload relay selection chart on page 3.6. Overload relays are required for all combination starters. If overload relay is provided by customer, substitute an "X" in place of the ★ and then subtract list price of overload relay from combination starter's list price.
◆◆ MCP or breaker rating. See codes on page 3.48.

Motor circuit protector data

Motor full load amperes	MCP continuous rating	Suffix code ◆	Catalog number	Starter size	1.5X	2X	4X	5X	6X	7X	8X	9X	10X	11X	12X
.92 - 2.76	3	A	S3L003MW	0	—	—	12	15	18	21	24	27	30	33	36
1.53 - 4.61	5	B	S3L005MW	0	—	—	20	25	30	35	40	45	50	55	60
3.07 - 9.23	10	C	S3L010MW	0	—	—	40	50	60	70	80	90	100	110	120
7.69 - 23.08	25	D	S3L025MW	1	—	—	100	125	150	175	200	225	250	275	300
15.38 - 46.15	50	E	S3L050MW	2	—	—	200	250	300	350	400	450	500	550	600
30.77 - 92.31	100	F	S3L100MW	3	—	—	400	500	600	700	800	900	1000	1100	1200
46.15 - 138.46	150	G	S3L150MW	4	—	—	600	750	900	1050	1200	1350	1500	1650	1800
28.85 - 230.77	250	H	S4L250MW	4	375	500	1000	—	1500	—	2000	—	2500	—	3000
46.15 - 369.23	400	J	S5L400MW	5	600	800	1600	—	2400	—	3200	—	4000	—	4800
69.23 - 553.85	600	K	S6L600MW	6	900	1200	2400	—	3600	—	4800	—	6000	—	7200
92.31 - 738.46	800	L	S6L800MW	7	1200	1600	3200	—	4800	—	6400	—	8000	—	9600
115.38 - 923.07	1000	M	S7H1000MW	7	1500	2000	4000	—	6000	—	8000	—	10,000	—	12,000
138.46 - 1107.69	1200	N	S7H1200MW	7	1800	2400	4800	—	7200	—	9600	—	12,000	—	14,400

Circuit breaker type ①

A9 - A750, NEMA rated

Reversing, three phase

UL motor switching current		Maximum ratings – UL Listed			UL Type 1 (Indoor metal)		UL Type 3R (Outdoor metal)	
		Maximum motor horsepower ratings ②			Catalog number	List price	Catalog number	List price
		200V	230V	460/575V				
		NEMA rated						
NEMA size	Continuous current							
00	9	1.5	1.5	2	A9NSRM1-84★◆◆	\$ 1185	A9NSRM3-84★◆◆	\$ 1365
0	18	3	3	5	A16NSRM1-84★◆◆	1335	A16NSRM3-84★◆◆	1515
1	27	7.5	7.5	10	A26NSRM1-84★◆◆	1478	A26NSRM3-84★◆◆	1658
2	45	10	15	25	A50NSRM1-84★◆◆	2468	A50NSRM3-84★◆◆	2648
3	90	25	30	50	A75NSRM1-84★◆◆	3705	A75NSRM3-84★◆◆	4035
4	135	40	50	100	A145NSRM1-84★◆◆	6285	A145NSRM3-84★◆◆	7470
5	270	75	100	200	A260NSRM1-84★◆◆	12,645	A260NSRM3-84★◆◆	14,640
6	540	150	200	400	A460NSRM1-70★◆◆	31,635	A460NSRM3-70★◆◆	33,435
7	810	—	300	600	A750NSRM1-70★◆◆	42,885	A750NSRM3-70★◆◆	46,065

★ Overload relay suffix code. Select from the overload relay selection chart on page 3.6. Overload relays are required for all combination starters. If overload relay is provided by customer, substitute an "X" in place of the ★ and then subtract list price of overload relay from combination starter's list price.

◆◆ MCP or breaker rating. See codes on page 3.48.

Example: A9NSRM1-84X \$ 1185 List
 - 63 - OLR
 \$ 1122 Net price

Coil voltage selection

All AC operated catalog numbers include a 120VAC coil. To select other coil voltages, substitute the code from the Coil Voltage Selection Chart for the two digits after the last dash in the catalog number.

Ex.: A 240V coil is required for an A75 starter: A75NSRM1-80★◆◆

To select starter with control transformer, substitute the code from the Control transformer voltage selector chart for the two digits after the last dash in the catalog number.

Ex.: A 480V primary voltage with a 120V secondary voltage is required for an A75 starter: A75SRF1-8F

Coil voltage selection – A9 - A300 ③

Hz	Cntr type	Volts															
		12	24	48	110	120	125	208	220	240	277	380	415	440	480	500	600
60	A	81	83	84	84		34	36	80	42		86	86	51	53	55	
50	A	81	83	84				80				85	86			55	

For other voltages, see page 1.26.

Coil voltage selection – A400 - A750 ③

Hz	Cntr type	Volts			
		24 - 60	48 - 130	100 - 250	250 - 500
60	AF	68	69	70	71 ⑤
50	AF	68	69	70	71 ⑤
DC	AF	68	69	70	71 ⑤

Control transformer voltage selection chart

Hz	Type	Volts			
		208/120	230 - 240/120	460 - 480/120	575 - 600/120
50/60	A/AF	0	7	8	9

For other voltages, consult factory.

Maximum short circuit rating for UL listed combination starters

Contactor	Maximum MCP 480VAC	KA at 480VAC	MCP 600VAC	KA at 600VAC
A9	S3L050MW	35	S3L010MW	35
A12	S3L050MW	35	S3L010MW	35
A16	S3L050MW	35	—	—
A26	S3L100MW	35	S3L100MW	35
A30	S3L150MW	65	—	—
A40	S3L150MW	65	—	—
A50	S3L150MW	85	S3L150MW	35
A63	S4L250MW	85	—	—
A75	S4L250MW	85	—	—
A95	S4L250MW	85	S4L250MW	35
A110	S4L250MW	85	S4L250MW	35
A145	S5L400MW	65	S4L250MW	10
A185	S5L400MW	85	S4L250MW	10
A210	S6L800MW	85	S4L250MW	18
A260	S6L800MW	85	S5L400MW	18
A300	S6L800MW	85	S5L400MW	18
A400	S7H1200MW	85	Consult factory	
A460	S7H1200MW	85		
A580	S7H1200MW	85		
A750	S7H1200MW	85		

For thermal magnetic molded case breakers, consult factory.

Factory modifications

See page 3.3

Control transformer option

Contactor size	VA rating	List price adder
A9 - A40	45 ①	\$ 300
A9 - A40	50	360
A50 - A75	75	435
A95 - A110	100	560
A145 - A185	150	720
A210 - A300	250	795
A400 - A460	150	720 ④
A580 - A750	250	795 ④

① MCPs are supplied as standard. Thermal magnetic/electronic trip type breakers can be supplied by substituting the letter "B" in place of the "M". List price is the same.

Example: A9SRB1-84★◆◆, \$ 740.00.

② No primary fusing provided.

③ For AF50 - AF300 starters, consult factory.

④ A400 - A750 utilizes the AF wide range coil with a lower coil consumption than A210 - A300.

⑤ AF400 - AF750 only.

Circuit breaker type 1
A9 - A750, NEMA rated
Reversing, three phase



UL Listed 12 (Metal dustight)		UL Listed 4 (Watertight)		UL Listed 4X (Stainless steel)		UL Listed 1, 3R, 4, 4X & 12 (Plastic)	
Catalog number	List price	Catalog number	List price	Catalog number	List price	Catalog number	List price

NEMA rated

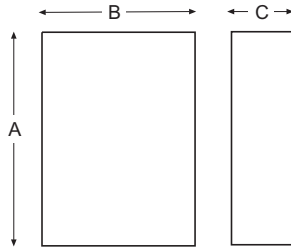
A9NSRM2-84★◆◆	\$ 1365	A9NSRM4-84★◆◆	\$ 1515	A9NSRMX-84★◆◆	\$ 2090	A9NSRMP-84★◆◆	\$ 1320
A16NSRM2-84★◆◆	1515	A16NSRM4-84★◆◆	1688	A16NSRMX-84★◆◆	2240	A16NSRMP-84★◆◆	1470
A26NSRM2-84★◆◆	1658	A26NSRM4-84★◆◆	1800	A26NSRMX-84★◆◆	2405	A26NSRMP-84★◆◆	1703
A50NSRM2-84★◆◆	2648	A50NSRM4-84★◆◆	2963	A50NSRMX-84★◆◆	3988	A50NSRMP-84★◆◆	2618
A75NSRM2-84★◆◆	4035	A75NSRM4-84★◆◆	4200	A75NSRMX-84★◆◆	5210	A75NSRMP-84★◆◆	3855
A145NSRM2-84★◆◆	7470	A145NSRM4-84★◆◆	7950	A145NSRMX-84★◆◆	9885	A145NSRMP-84★◆◆	7620
A260NSRM2-84★◆◆	14,640	A260NSRM4-84★◆◆	15,450	A260NSRMX-84★◆◆	21,735	A260NSRMP-84★◆◆	15,000
A460NSRM2-70★◆◆	33,435	A460NSRM4-70★◆◆	35,850	A460NSRMX-70★◆◆	41,280	-	-
A750NSRM2-70★◆◆	46,065	A750NSRM4-70★◆◆	48,338	A750NSRMX-70★◆◆	56,385	-	-

★ Overload relay suffix x code. Select from the overload relay selection chart on page 3.6. Overload relays are required for all combination starters. If overload relay is provided by customer, substitute an "X" in place of the ★ and then subtract list price of overload relay from combination starter's list price.
 ◆◆ MCP or breaker rating. See codes on page 3.48.

Motor circuit protector data

Motor full load amperes	MCP continuous rating	Suffix code ◆	Catalog number	Starter size	1.5X	2X	4X	5X	6X	7X	8X	9X	10X	11X	12X
.92 - 2.76	3	A	S3L003MW	0	—	—	12	15	18	21	24	27	30	33	36
1.53 - 4.61	5	B	S3L005MW	0	—	—	20	25	30	35	40	45	50	55	60
3.07 - 9.23	10	C	S3L010MW	0	—	—	40	50	60	70	80	90	100	110	120
7.69 - 23.08	25	D	S3L025MW	1	—	—	100	125	150	175	200	225	250	275	300
15.38 - 46.15	50	E	S3L050MW	2	—	—	200	250	300	350	400	450	500	550	600
30.77 - 92.31	100	F	S3L100MW	3	—	—	400	500	600	700	800	900	1000	1100	1200
46.15 - 138.46	150	G	S3L150MW	4	—	—	600	750	900	1050	1200	1350	1500	1650	1800
28.85 - 230.77	250	H	S4L250MW	4	375	500	1000	—	1500	—	2000	—	2500	—	3000
46.15 - 369.23	400	J	S5L400MW	5	600	800	1600	—	2400	—	3200	—	4000	—	4800
69.23 - 553.85	600	K	S6L600MW	6	900	1200	2400	—	3600	—	4800	—	6000	—	7200
92.31 - 738.46	800	L	S6L800MW	7	1200	1600	3200	—	4800	—	6400	—	8000	—	9600
115.38 - 923.07	1000	M	S7H1000MW	7	1500	2000	4000	—	6000	—	8000	—	10,000	—	12,000
138.46 - 1107.69	1200	N	S7H1200MW	7	1800	2400	4800	—	7200	—	9600	—	12,000	—	14,400

Approximate dimensions
 Non-fused, across the line
 Fused, across the line



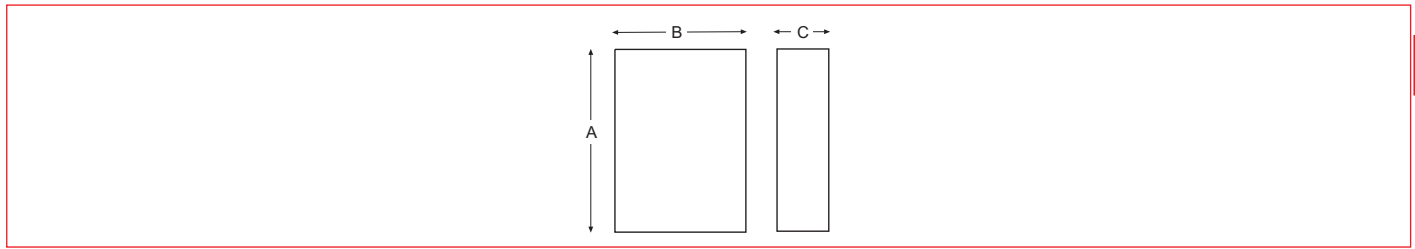
Non-fused, across the line w/CCT

Starter size	Enclosure type	A	B	C
A9 – A40	1	10	8	6
	3R	10	8	6
	4	10	8	6
	4X Stainless	10	8	6
	4X Plastic	10	8	7
12	10	8	6	
A50 – A75	1	14	12	8
	3R	14	12	8
	4	14	12	6
	4X Stainless	14	12	6
	4X Plastic	14	12	7
12	14	12	8	
A95 – A110	1	20	16	8
	3R	20	16	8
	4	20	16	8
	4X Stainless	20	16	8
	4X Plastic	20	16	8
12	20	16	8	
A145 – A185	1	30	24	12
	3R	30	20	8
	4	30	20	8
	4X Stainless	30	24	8
	4X Plastic	30	20	12
12	30	20	8	
A210 – A300	1	30	24	12
	3R	30	20	10
	4	30	20	10
	4X Stainless	30	24	12
	4X Plastic	30	20	12
12	30	20	10	
A400	1	36	30	12
	3R	36	30	10
	4	36	30	10
	4X Stainless	36	30	12
	4X Plastic	-	-	-
12	36	30	10	
A460	1	42	30	12
	3R	42	36	12
	4	42	36	12
	4X Stainless	42	36	12
	4X Plastic	-	-	-
12	42	36	12	
A580	1	36	30	12
	3R	36	30	10
	4	36	30	10
	4X Stainless	36	30	12
	4X Plastic	-	-	-
12	36	30	10	
A750	1	-	-	-
	3R	60	36	16
	4	60	36	16
	4X Stainless	60	36	16
	4X Plastic	-	-	-
12	60	36	16	

Fused, across the line w/CCT

Starter size	Enclosure type	A	B	C
A9 – A40	1	14	12	8
	3R	14	12	8
	4	14	12	6
	4X Stainless	14	12	6
	4X Plastic	14	12	7
12	14	12	8	
A50 – A75	1	20	16	8
	3R	20	16	8
	4	20	16	8
	4X Stainless	20	16	8
	4X Plastic	20	16	8
12	20	16	8	
A95 – A110	1	24	20	10
	3R	24	20	10
	4	24	20	10
	4X Stainless	24	20	10
	4X Plastic	24	20	12
12	24	20	10	
A145 – A185	1	30	24	12
	3R	30	20	10
	4	30	20	10
	4X Stainless	30	24	12
	4X Plastic	30	20	12
12	30	20	10	
A210 – A400	1	36	30	12
	3R	30	30	10
	4	30	30	10
	4X Stainless	36	30	12
	4X Plastic	40	30	14
12	30	30	10	
A460	1	42	30	12
	3R	42	36	12
	4	42	36	12
	4X Stainless	42	36	12
	4X Plastic	-	-	-
12	42	36	12	
A580 – A750	1	87	36	24
	3R	87	36	24
	4	87	36	24
	4X Stainless	-	-	-
	4X Plastic	-	-	-
12	87	36	24	

Approximate dimensions
Circuit breaker, across the line
Reversing, non-fused w/CCT



Circuit breaker, across the line

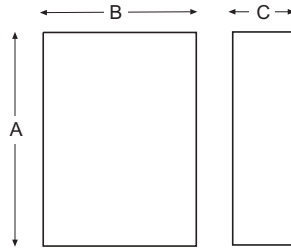
Starter size	Enclosure type	A	B	C
A9 – A40 (S3)	1	14	12	8
	3R	14	12	8
	4	16	12	8
	4X Stainless	16	12	8
	4X Plastic	14	12	7
	12	14	12	8
	7 ③	14	10	6
A50 – A75 (S3)	1	14	12	8
	3R	14	12	8
	4	16	12	8
	4X Stainless	16	12	8
	4X Plastic	14	12	7
	12	14	12	8
	7 ③	18	12	6
A95 – A110 (S3)	1	20	16	8
	3R	20	16	8
	4	20	16	8
	4X Stainless	20	16	8
	4X Plastic	20	16	8
	12	20	16	8
	7 ③	24	16	6
A145 – A185 (S3, S4) ①	1	24	20	8
	3R	24	16	8
	4	24	16	8
	4X Stainless	24	16	8
	4X Plastic	30	20	12
	12	24	16	8
	7 ③	24	16	6
A210 – A300 (S4, S5) ①	1	30	24	12
	3R	30	20	10
	4	30	20	10
	4X Stainless	30	24	12
	4X Plastic	30	20	12
	12	30	20	10
	7 ③	30	18	8
A300 (S6) ②	1	36	30	12
	3R	36	30	12
	4	36	30	12
	4X Stainless	36	30	12
	4X Plastic	33	25	12
	12	36	30	12
	7 ③	30	24	8
A400 (S6) ①	1	30	24	12
	3R	30	24	10
	4	30	24	10
	4X Stainless	30	24	12
	4X Plastic	33	25	12
	12	30	24	10
A460 – A580 (S6) ①	1	36	30	12
	3R	36	24	12
	4	36	24	12
	4X Stainless	36	24	12
	4X Plastic	–	–	–
	12	36	24	12
A580 (S7) ②	1	42	30	13
	3R	42	36	12
	4	42	36	12
	4X Stainless	42	36	12
	4X Plastic	–	–	–
	12	42	36	12
A750 (S7) ②	1	48	36	13
	3R	48	36	13
	4	48	36	13
	4X Stainless	48	36	13
	4X Plastic	–	–	–
	12	48	36	13

Reversing, non-fused w/CCT

Starter size	Enclosure type	A	B	C
A9 – A40	1	14	12	8
	3R	14	12	8
	4	14	12	6
	4X Stainless	14	12	6
	4X Plastic	14	12	7
	12	14	12	8
A50 – A75	1	20	16	8
	3R	20	16	8
	4	20	16	8
	4X Stainless	20	16	8
	4X Plastic	20	16	8
	12	20	16	8
A95 – A110	1	30	24	8
	3R	30	24	8
	4	30	24	8
	4X Stainless	30	24	8
	4X Plastic	30	30	12
	12	30	24	8
A145 – A185	1	30	24	12
	3R	30	24	8
	4	30	24	8
	4X Stainless	30	24	8
	4X Plastic	33	25	12
	12	30	24	8
A210	1	30	24	12
	3R	30	24	10
	4	30	24	10
	4X Stainless	30	24	10
	4X Plastic	33	25	12
	12	30	24	10
A260 – A300	1	36	30	12
	3R	30	30	10
	4	30	30	10
	4X Stainless	36	30	12
	4X Plastic	40	30	12
	12	30	30	10
A400 – A460	1	48	36	13
	3R	48	36	12
	4	48	36	12
	4X Stainless	48	36	12
	4X Plastic	–	–	–
	12	48	36	12
A580 – A750	1	87	36	24
	3R	87	36	24
	4	87	36	24
	4X Stainless	–	–	–
	4X Plastic	–	–	–
	12	87	36	24

① Busbars breaker-starter, bottom entry
② Cable, breaker-starter.
③ Type 7, explosion-proof inside dimensions.

Approximate dimensions
Reversing fused combination
Reversing breaker combination w/CCT



Reversing, fused combination w/CCT

Starter size	Enclosure type	A	B	C
A9 – A40	1	20	16	8
	3R	20	16	8
	4	20	16	8
	4X Stainless	20	16	8
	4X Plastic	20	16	8
A50 – A75	1	24	20	8
	3R	24	20	8
	4	24	20	8
	4X Stainless	24	20	8
	4X Plastic	24	16	8
A95 – A110	1	30	24	10
	3R	30	24	10
	4	30	24	10
	4X Stainless	30	24	10
	4X Plastic	30	30	12
A145 – A210	1	36	30	12
	3R	30	30	12
	4	30	30	12
	4X Stainless	30	30	12
	4X Plastic	40	30	12
A260 – A300	1	42	36	13
	3R	36	36	10
	4	36	36	10
	4X Stainless	36	36	12
	4X Plastic	40	30	12
A400 – A460	1	48	36	13
	3R	48	36	12
	4	48	36	12
	4X Stainless	48	36	12
	4X Plastic	–	–	–
A580 – A750	1	87	36	24
	3R	87	36	24
	4	87	36	24
	4X Stainless	87	36	24
	4X Plastic	–	–	–
	12	87	36	24

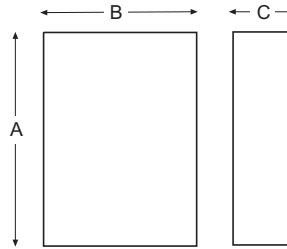
Reversing breaker combination w/CCT

Starter size	Enclosure type	A	B	C
A9 – A40 (S3)	1	14	12	8
	3R	14	12	8
	4	16	12	8
	4X Stainless	16	12	8
	4X Plastic	14	12	7
A50 – A75 (S3)	1	24	20	8
	3R	24	20	8
	4	24	20	8
	4X Stainless	24	20	8
	4X Plastic	24	16	8
A95 – A110 (S3)	1	30	24	8
	3R	30	24	8
	4	30	24	8
	4X Stainless	30	24	8
	4X Plastic	30	30	12
A145 (S3)	1	24	20	8
	3R	24	20	8
	4	24	20	8
	4X Stainless	24	20	8
	4X Plastic	30	20	12
A185 (S3, S4)	1	30	24	12
	3R	30	20	8
	4	30	20	8
	4X Stainless	30	24	8
	4X Plastic	30	20	12
A210 – A300 (S4, S5)	1	30	24	12
	3R	30	24	10
	4	30	24	10
	4X Stainless	30	24	12
	4X Plastic	33	25	12
A300 (S6)	1	36	30	12
	3R	30	30	10
	4	30	30	10
	4X Stainless	36	30	12
	4X Plastic	40	30	14
A400 – A580 (S6, S7)	1	42	30	13
	3R	42	36	12
	4	42	30	12
	4X Stainless	42	30	12
	4X Plastic	–	–	–
A750 (S7)	1	48	36	17
	3R	48	36	16
	4	48	36	16
	4X Stainless	48	36	16
	4X Plastic	–	–	–
	12	48	36	16

Approximate dimensions for combination starters

2 Speed, 1 winding, non-fused w/CCT

2 Speed, 1 winding, fused combination w/CCT



2 Speed - 1 Winding, non-fused w/CCT

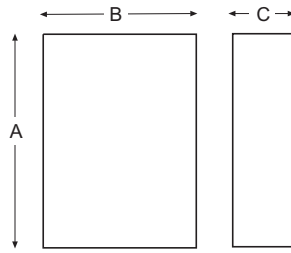
Starter size	Enclosure type	A	B	C
A9 – A40	1	14	12	8
	4	14	12	8
	4X Stainless	14	12	6
	4X Plastic	14	12	7
	12	14	12	8
A50 – A75	1	20	16	8
	3R	20	16	8
	4	20	16	8
	4X Stainless	20	16	8
	4X Plastic	20	16	8
12	20	16	8	
A95 – A110	1	30	30	8
	3R	30	30	10
	4	30	30	10
	4X Stainless	30	30	10
	4X Plastic	30	30	12
12	20	30	10	
A145 – A185 (NF200)	1	36	30	8
	3R	36	30	8
	4	36	30	8
	4X Stainless	36	30	8
	4X Plastic	–	–	–
12	36	30	8	
A210 (NF200)	1	42	36	13
	3R	36	36	12
	4	36	36	12
	4X Stainless	36	36	12
	4X Plastic	–	–	–
12	36	36	12	
A260 – A300 (NF400)	1	42	36	13
	3R	42	36	13
	4	42	36	13
	4X Stainless	42	36	13
	4X Plastic	–	–	–
12	42	36	13	
A400 (NF600)	1	–	–	–
	3R	60	36	12
	4	60	36	12
	4X Stainless	60	36	12
	4X Plastic	–	–	–
12	60	36	12	
A460 (NF600) A580 (NF800) A750 (NF1200)	1	87	36	24
	3R	87	36	24
	4	–	–	–
	4X Stainless	–	–	–
	4X Plastic	–	–	–
12	87	36	24	

2 Speed - 1 Winding, fused combination w/CCT

Starter size	Enclosure type	A	B	C
A9 – A40	1	20	16	8
	3R	20	16	8
	4	20	16	8
	4X Stainless	20	16	8
	4X Plastic	20	16	8
	12	20	16	8
A50 – A75	1	30	24	12
	3R	30	24	8
	4	30	24	8
	4X Stainless	30	24	8
	4X Plastic	30	20	12
	12	30	24	8
A95 – A110	1	42	30	12
	3R	42	30	12
	4	42	30	12
	4X Stainless	42	30	12
	4X Plastic	–	–	–
	12	42	30	12
A145 – A185 (F400)	1	42	36	13
	3R	36	36	12
	4	36	36	12
	4X Stainless	36	36	12
	4X Plastic	–	–	–
	12	36	36	12
A210 (F400)	1	42	36	13
	3R	36	36	12
	4	36	36	12
	4X Stainless	36	36	12
	4X Plastic	–	–	–
	12	36	36	12
A260 – A300 (F600)	1	42	36	13
	3R	42	36	12
	4	42	36	12
	4X Stainless	42	36	12
	4X Plastic	–	–	–
	12	42	36	12
A400 (F800)	1	–	–	–
	3R	60	36	12
	4	60	36	12
	4X Stainless	60	36	12
	4X Plastic	–	–	–
	12	60	36	12
A460 (F800) A580 (NF1200 + fuse block) A750 (NF 1600 + fuse block)	1	87	36	24
	3R	87	36	24
	4	–	–	–
	4X Stainless	–	–	–
	4X Plastic	–	–	–
	12	87	36	24

Approximate dimensions

2 Speed, 1 winding, breaker combination w/CCT



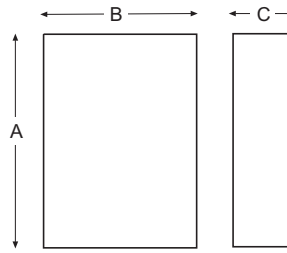
2 Speed - 1 Winding, breaker combination w/CCT

Starter size	Enclosure type	A	B	C
A9 – A40	1	14	12	8
	3R	14	12	8
	4	14	12	8
	4X Stainless	16	12	8
	4X Plastic	14	12	7
	12	14	12	8
A50 – A75	1	24	20	8
	3R	24	20	8
	4	24	20	8
	4X Stainless	24	20	8
	4X Plastic	30	20	12
	12	24	20	8
A95 – A110	1	36	30	12
	3R	36	30	12
	4	36	30	12
	4X Stainless	36	30	12
	4X Plastic	40	30	14
	12	36	30	12
A145 (S3) A185 (S3, S4)	1	36	24	8
	3R	36	24	8
	4	36	24	8
	4X Stainless	36	24	8
	4X Plastic	40	30	14
	12	36	24	8
A210 – A300 (S4, S5)	1	36	30	12
	3R	36	30	12
	4	36	30	12
	4X Stainless	36	30	12
	4X Plastic	40	30	14
	12	36	30	12
A300 (S6)	1	42	30	13
	3R	42	36	12
	4	42	36	12
	4X Stainless	42	36	12
	4X Plastic	–	–	–
	12	42	36	12
A400 (S6)	1	48	36	13
	3R	48	36	12
	4	48	36	12
	4X Stainless	48	36	12
	4X Plastic	–	–	–
	12	48	36	12
A460 (S6)	1	48	36	13
	3R	48	36	12
	4	48	36	12
	4X Stainless	48	36	12
	4X Plastic	–	–	–
	12	48	36	12
A580 (S6)	1	–	–	–
	3R	60	36	12
	4	60	36	12
	4X Stainless	60	36	12
	4X Plastic	–	–	–
	12	60	36	12
A580 – A750 (S7)	1	87	36	24
	3R	87	36	24
	4	–	–	–
	4X Stainless	–	–	–
	4X Plastic	–	–	–
	12	87	36	24

Approximate dimensions

2 Speed - 2 Winding, Non-fused w/CCT

2 Speed - 2 Winding, Fused combination w/CCT



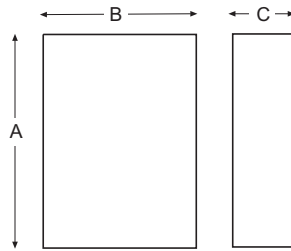
2 Speed - 2 Winding, non-fused w/CCT

Starter size	Enclosure type	A	B	C
A9 – A40	1	14	12	8
	3R	14	12	8
	4	14	12	6
	4X Stainless	14	12	6
	4X Plastic	14	12	7
A50 – A75	1	20	16	8
	3R	20	16	8
	4	20	16	8
	4X Stainless	20	16	8
	4X Plastic	20	16	8
A95 – A110	1	30	24	12
	3R	30	24	8
	4	30	24	8
	4X Stainless	30	24	8
	4X Plastic	30	30	12
A145 – A185	1	30	24	8
	3R	30	24	8
	4	30	24	8
	4X Stainless	30	24	8
	4X Plastic	33	25	12
A210	1	30	24	12
	3R	30	24	10
	4	30	24	10
	4X Stainless	30	24	10
	4X Plastic	33	25	12
A260 – A300	1	36	30	12
	3R	30	30	10
	4	30	30	10
	4X Stainless	36	30	12
	4X Plastic	40	30	12
A400 – A460	1	48	36	13
	3R	48	36	12
	4	48	36	12
	4X Stainless	48	36	12
	4X Plastic	–	–	–
A580 – A750	1	87	36	24
	3R	87	36	24
	4	87	36	24
	4X Stainless	–	–	–
	4X Plastic	–	–	–

2 Speed - 2 Winding, fused combination w/CCT

Starter size	Enclosure type	A	B	C
A9 – A40	1	20	16	8
	3R	20	16	8
	4	20	16	8
	4X Stainless	20	16	8
	4X Plastic	20	16	8
A50 – A75	1	24	20	8
	3R	24	20	8
	4	24	20	8
	4X Stainless	24	20	8
	4X Plastic	24	16	8
A95 – A110	1	30	24	10
	3R	30	24	10
	4	30	24	10
	4X Stainless	30	24	10
	4X Plastic	30	30	12
A145 – A210	1	36	30	12
	3R	30	30	12
	4	30	30	12
	4X Stainless	30	30	12
	4X Plastic	40	30	12
A260 – A300	1	42	36	13
	3R	36	36	10
	4	36	36	10
	4X Stainless	36	36	12
	4X Plastic	40	30	12
A400 – A460	1	48	36	13
	3R	48	36	12
	4	48	36	12
	4X Stainless	48	36	12
	4X Plastic	–	–	–
A580 – A750	1	87	36	24
	3R	87	36	24
	4	87	36	24
	4X Stainless	87	36	24
	4X Plastic	–	–	–

Approximate dimensions 2 Speed - 2 Winding, breaker combination w/CCT



2 Speed - 2 Winding, breaker combination w/CCT

Starter size	Enclosure type	A	B	C
A9 – A40 (S3)	1	14	12	8
	3R	14	12	8
	4	16	12	8
	4X Stainless	16	12	8
	4X Plastic	14	12	7
	12	14	12	8
A50 – A75 (S3)	1	24	20	8
	3R	24	20	8
	4	24	20	8
	4X Stainless	24	20	8
	4X Plastic	24	16	8
	12	24	20	8
A95 – A110 (S3)	1	30	24	12
	3R	30	24	8
	4	30	24	8
	4X Stainless	30	24	8
	4X Plastic	30	30	12
	12	30	24	8
A145 (S3) ①	1	24	20	8
	3R	24	20	8
	4	24	20	8
	4X Stainless	24	20	8
	4X Plastic	30	20	12
	12	24	20	8
A185 (S3, S4) ①	1	30	24	12
	3R	30	20	8
	4	30	20	8
	4X Stainless	30	24	8
	4X Plastic	30	20	12
	12	30	20	8
A210 – A300 (S4, S5) ①	1	30	24	12
	3R	30	24	10
	4	30	24	10
	4X Stainless	30	24	12
	4X Plastic	33	25	12
	12	30	24	10
A300 (S6) ②	1	36	30	12
	3R	30	30	10
	4	30	30	10
	4X Stainless	36	30	12
	4X Plastic	40	30	14
	12	30	30	10
A400 – A580 (S6) ① (S7) ②	1	42	30	13
	3R	42	36	12
	4	42	30	12
	4X Stainless	42	30	12
	4X Plastic	–	–	–
	12	42	36	12
A750 (S7) ②	1	48	36	17
	3R	48	36	16
	4	48	36	16
	4X Stainless	48	36	16
	4X Plastic	–	–	–
	12	48	36	16

① Busbars breaker-starter, bottom entry

② Cable, breaker-starter.