

Connection devices

New industrial modular fuse holders for 10x38 mm and Class CC fuse

ABB is pleased to announce the launch of its new line of modular fuse holders in addition to the existing line of fuse terminal blocks..

The new range of modular fuse holders provides:

- safe operation,
- fast and simple multiple pole assembly
- quick fuse installation and replacement
- blown fuse indicator for quick identification of fuse failures.

The Class CC fuse versions are rejection style with high breaking capacity (200 KA).

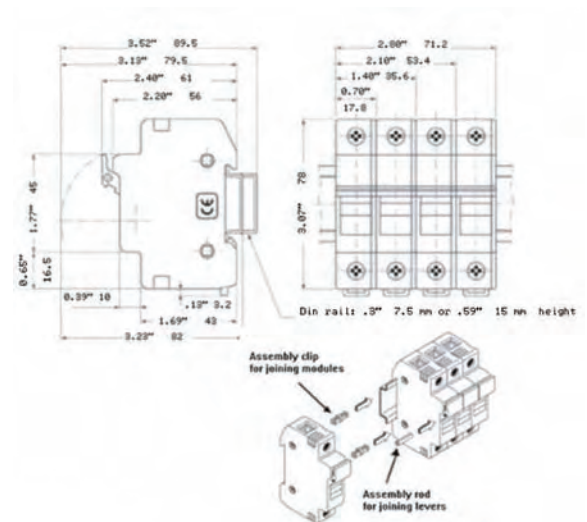
Modular fuse holders provide a wide fuse contact surface and have electrolytic silver plated copper contacts to ensure minimal contact resistance and reliable operation. The insulation material is UL94 V0.





Technical specifications

Wire size range	8-18 AWG
Class CC fuses	
Rated current	30 A
Rated voltage	600 V
10x38 fuses	
Rated current	32 A
Rated voltage	690 V
Blown fuse indicator	120-690 VAC

Dimensions and Assembly diagrams



Designation	Part numbers	Description
<u>For Class CC fuses</u>		
DL16/17,5.SF.CC1	1SNA400728R1700	1 pole 
DL16/17,5.SF.CC2	1SNA400729R1000	2 poles
DL16/17,5.SF.CC3	1SNA400730R1500	3 poles
DL16/17,5.SFL.CC1	1SNA400731R0200	1 pole with indicator
DL16/17,5.SFL.CC2	1SNA400747R1200	2 pole with indicator
DL16/17,5.SFL.CC3	1SNA400748R2300	3 pole with indicator
<u>For 10x38 fuses*</u>		
DL16/17,5.SF	1SNA400732R0300	1 pole 
DL16/17,5.SN	1SNA400734R0500	N pole
DL16/17,5.SFL	1SNA400733R0400	1 pole with indicator

* this item will replace our current DL10/17 (PN 1SNA116438R1300 and 1SNA116439R1400)

Accessories

VRDL	1SNA400735R0600	Assembly clip
TGDL	1SNA400736R0700	Assembly rod

Power and productivity
for a better world™

