

The new SN201 circuit-breaker

Ideal profile

2CSC402001B0201



ABB

New miniature circuit-breakers 1P+N in one module SN201



SN201 series
is compliant with
IEC EN 60898-1
standards



A universal model

Perfectly compatible with the whole range.

The System pro *M* compact® complete miniature system, designed by ABB to meet all the installation requirements, expands its offering with the new SN201 series 1P+N miniature circuit-breakers in a module. Totally renewed, these products replace the S9 series and perfectly integrate with the System pro *M* compact® MCB range, starting from the identical profile, that lends a coordinated and streamlined look to the installation.

The new 1P+N miniature circuit-breakers are a technologically advanced and comprehensive range, as concerns size, tripping characteristics, breaking capacity and accessories.

They are available with rated currents from 2 to 40A, in the version with “C” characteristic, and with rated currents from 6 to 40A, in the version with “B” and “D” characteristics. As for breaking capacity, the range includes 4.5kA, 6kA and 10kA versions.

The new SN201 series, with its innovative features, is the ideal choice for all the installation configurations required by the residential and commercial market sectors.

The miniature circuit-breakers protect installations from overload and short circuit, ensuring reliability and safety under all operating conditions. The new series, for the commercial and industrial market sector, also provides the version with “D” characteristic (6kA breaking capacity), for systems containing loads with high peak current.



An innovation example

Details that make the difference

Quick and safe assembly, compatibility with the range and the associated accessories, extremely clear reading of the product codes are just a few of the characteristics that make the SN201 circuit-breakers the ideal solution for an effective, safe and truly integrated technology.



A safe device.

Space for insulated screwdrivers.
Space for safety.

The larger neutral hole allows the use of an insulated screwdriver to tighten the screws of both wire terminals, ensuring maximum safety of the operation.

A single screwdriver.

Two bistable fixing devices for maximum ease of use.

Due to larger size of the DIN rail fixing system, made with 2 bistable fixing devices, the same screwdriver used for tightening the terminals can also be used for assembling and disassembling the device.



The new SN201 series has been designed with the same profile as the System pro M compact® range, thus ensuring a coordinated and streamlined look of the switchboard, for all the installations required by the residential and commercial market.



Safe identification.

Practical label carrier, great clarity.

Increasingly complex systems require easier identification of the sections corresponding to each single circuit-breaker installed in the switchboard. With the practical label carrier fitted in the new SN201 circuit-breakers you can give maximum visibility to the information relating to the protected loads.



Standardized accessories.

Standardized accessories for the whole range.

The SN201 fully integrates with the range of System pro *M* compact® miniature circuit-breakers, sharing the wide selection of accessories available through a dedicated interface (half module), which also can be used as auxiliary contact.



Technical data



Technical data			SN201 L	SN201	SN201 M
Reference standard			IEC EN 60898-1		
Rated current I_n		[A]	$2 \leq I_n \leq 40$		
Poles			1P+N		
Rated voltage U_e		[V]	230		
Insulation voltage U_i		[V]	500		
Max operating voltage U_b Max.	AC	[V]	254		
	DC 1P	[V]	60		
	DC 1P+N	[V]	125		
Min. operating voltage U_b Min.		[V]	12VAC - 12VDC		
Rated frequency		[Hz]	50...60		
Breaking capacity	rated I_{cn}	[A]	4500	6000	10000
Rated making and breaking capacity of an individual pole	I_{cn1}	[kA]	4,5	6	6
Rated breaking capacity	ultimate I_{cu}	[kA]	6	10	10
	Service I_{cs}	[kA]	4,5	6	7,5
Rated impulse withstand voltage (1.2/50) U_{imp}		[kV]	4		
Dielectric test voltage at ind. freq. for 1 min		[kV]	2,5		
Thermomagnetic release characteristic	B: $3 I_n \leq I_m \leq 5 I_n$		■	■	■
	C: $5 I_n \leq I_m \leq 10 I_n$		■	■	■
	D: $10 I_n \leq I_m \leq 20 I_n$			■	
Toggle			black sealable in ON-OFF position		
Electrical life			10000		
Mechanical life			20000		
Protection degree of the appliance	housing		IP4X		
	terminals		IP2X		
Tropicalization according to IEC 60068-2	humid heat	[°C/RH]	28 cycles with 55/95...100		
	constant climatic conditions	[°C/RH]	23/83 - 40/93 - 55/20		
	variable climatic conditions	[°C/RH]	25/95 - 40/95		
Calibration temperature of thermal release		[°C]	30		
Ambient temperature (daily average $\leq +35^\circ\text{C}$)		[°C]	-25...+55		
Storage temperature		[°C]	-40...+70		
Top/bottom terminal size per cable		[mm ²]	16/16		
Tightening torque		[N*m]	1,2		
Mounting			on DIN rail EN 60715 (35mm) with quick coupling device		
Dimension per pole		[mm]	H: 85 x D: 68,9 x L: 17,6		
Weight per pole		[g]	110		

Order codes

SN201 L - B Characteristic

Applications: residential.
Standard: IEC EN 60898-1
Icn: 4,5 kA



Number of poles	Rated Current In A	Order details		Bbn 8012542 EAN	Weight 1 piece Kg	Pack Unit pc.
		Type code	Order code			
1+N	2	SN201 L B2	2CSS245101R0025	087359	0,110	6
	4	SN201 L B4	2CSS245101R0045	087458	0,110	6
	6	SN201 L B6	2CSS245101R0065	087557	0,110	6
	10	SN201 L B10	2CSS245101R0105	087656	0,110	6
	16	SN201 L B16	2CSS245101R0165	087755	0,110	6
	20	SN201 L B20	2CSS245101R0205	087854	0,110	6
	25	SN201 L B25	2CSS245101R0255	087953	0,110	6
	32	SN201 L B32	2CSS245101R0325	088059	0,110	6
	40	SN201 L B40	2CSS245101R0405	088158	0,110	6

SN201 L - C Characteristic

Applications: residential.
Standard: IEC EN 60898-1
Icn: 4,5 kA



Number of poles	Rated Current In A	Order details		Bbn 8012542 EAN	Weight 1 piece Kg	Pack Unit pc.
		Type code	Order code			
1+N	2	SN201 L C2	2CSS245101R0024	088257	0,110	6
	4	SN201 L C4	2CSS245101R0044	088356	0,110	6
	6	SN201 L C6	2CSS245101R0064	088455	0,110	6
	10	SN201 L C10	2CSS245101R0104	088554	0,110	6
	16	SN201 L C16	2CSS245101R0164	088653	0,110	6
	20	SN201 L C20	2CSS245101R0204	088752	0,110	6
	25	SN201 L C25	2CSS245101R0254	088851	0,110	6
	32	SN201 L C32	2CSS245101R0324	088950	0,110	6
	40	SN201 L C40	2CSS245101R0404	089056	0,110	6

Order codes

SN201 - B Characteristic

Applications: residential and commercial.
Standard: IEC EN 60898-1
Icn: 6 kA



Number of poles	Rated Current In A	Order details		Bbn 8012542 EAN	Weight 1 piece Kg	Pack Unit pc.
		Type code	Order code			
1+N	6	SN201 B6	2CSS255101R0065	090755	0,110	6
	10	SN201 B10	2CSS255101R0105	090854	0,110	6
	16	SN201 B16	2CSS255101R0165	090953	0,110	6
	20	SN201 B20	2CSS255101R0205	091059	0,110	6
	25	SN201 B25	2CSS255101R0255	091158	0,110	6
	32	SN201 B32	2CSS255101R0325	091257	0,110	6
	40	SN201 B40	2CSS255101R0405	091356	0,110	6

SN201 - C Characteristic

Applications: residential and commercial.
Standard: IEC EN 60898-1
Icn: 6 kA



Number of poles	Rated Current In A	Order details		Bbn 8012542 EAN	Weight 1 piece Kg	Pack Unit pc.
		Type code	Order code			
1+N	2	SN201 C2	2CSS255101R0024	091455	0,110	6
	4	SN201 C4	2CSS255101R0044	091554	0,110	6
	6	SN201 C6	2CSS255101R0064	091653	0,110	6
	10	SN201 C10	2CSS255101R0104	091752	0,110	6
	13	SN201 C13	2CSS255101R0134	091851	0,110	6
	16	SN201 C16	2CSS255101R0164	091950	0,110	6
	20	SN201 C20	2CSS255101R0204	092056	0,110	6
	25	SN201 C25	2CSS255101R0254	092155	0,110	6
	32	SN201 C32	2CSS255101R0324	092254	0,110	6
	40	SN201 C40	2CSS255101R0404	092353	0,110	6

SN201 - D Characteristic

Applications: residential and commercial.
Standard: IEC EN 60898-1
Icn: 6 kA



Number of poles	Rated Current In A	Order details		Bbn 8012542 EAN	Weight 1 piece Kg	Pack Unit pc.
		Type code	Order code			
1+N	6	SN201 D6	2CSS255101R0061	092452	0,110	6
	10	SN201 D10	2CSS255101R0101	092551	0,110	6
	16	SN201 D16	2CSS255101R0161	092650	0,110	6
	20	SN201 D20	2CSS255101R0201	092759	0,110	6
	25	SN201 D25	2CSS255101R0251	092858	0,110	6
	32	SN201 D32	2CSS255101R0321	092957	0,110	6
	40	SN201 D40	2CSS255101R0401	093053	0,110	6

Order codes



SN201 M - B Characteristic

Applications: residential and industrial.

Standard: IEC EN 60898-1

Icn: 10 kA

Number of poles	Rated Current In A	Order details		Bbn 8012542 EAN	Weight 1 piece Kg	Pack Unit pc.
		Type code	Order code			
1+N	6	SN201 M B6	2CSS275101R0065	093152	0,110	6
	10	SN201 M B10	2CSS275101R0105	093251	0,110	6
	16	SN201 M B16	2CSS275101R0165	093350	0,110	6
	20	SN201 M B20	2CSS275101R0205	093459	0,110	6
	25	SN201 M B25	2CSS275101R0255	093558	0,110	6
	32	SN201 M B32	2CSS275101R0325	093657	0,110	6
	40	SN201 M B40	2CSS275101R0405	093756	0,110	6



SN201 M - C Characteristic

Applications: residential and industrial.

Standard: IEC EN 60898-1

Icn: 10 kA

Number of poles	Rated Current In A	Order details		Bbn 8012542 EAN	Weight 1 piece Kg	Pack Unit pc.
		Type code	Order code			
1+N	2	SN201 M C2	2CSS275101R0024	093855	0,110	6
	4	SN201 M C4	2CSS275101R0044	093954	0,110	6
	6	SN201 M C6	2CSS275101R0064	094050	0,110	6
	10	SN201 M C10	2CSS275101R0104	094159	0,110	6
	16	SN201 M C16	2CSS275101R0164	094258	0,110	6
	20	SN201 M C20	2CSS275101R0204	094357	0,110	6
	25	SN201 M C25	2CSS275101R0254	094456	0,110	6
	32	SN201 M C32	2CSS275101R0324	094555	0,110	6
	40	SN201 M C40	2CSS275101R0404	094654	0,110	6

Order codes



Signal contact

This signal contact is dedicated to SN201 range only.

Description	Order details		Bbn	Weight	Pack
	Type code	Order code	8012542	1 piece	Unit
			EAN	kg	pc.
Signal contact 1NO+1NC	SN201-S	2CSS200924R0001	104957	0,040	1



Auxiliary contact / interface module

This auxiliary contact is dedicated to SN201 range only. The auxiliary contact can be used as an interface module between SN201 and other S200 compact auxiliary elements

Description	Order details		Bbn	Weight	Pack
	Type code	Order code	8012542	1 piece	Unit
			EAN	kg	pc.
Interface module / Aux. contact 1NO+1NC	SN201-IH	2CSS200923R0001	104858	0,050	1



Signal / auxiliary contact

Description	Order details		Bbn	Weight	Pack
	Type code	Order code	4016779	1 piece	Unit
			EAN	kg	pc.
Signal contact / auxiliary switch	S 2C-S/H6R	2CDS200922R0001	563819	0,04	1



Auxiliary contact

Description	Order details		Bbn	Weight	Pack
	Type code	Order code	4016779	1 piece	Unit
			EAN	kg	pc.
Auxiliary contact	S2C-H6R	2CDS200912R0001	563826	0,04	1



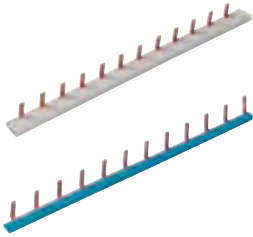
Shunt trips

Rated voltage	Order details		Bbn	Weight	Pack
	Type code	Order code	8012542	1 piece	Unit
			EAN	kg	pc.
AC / DC 12...60V	F2C-A1	2CSS200933R0011	974901	0,15	1
AC 110...415V / DC 110...250V	F2C-A2	2CSS200933R0012	975007	0,15	1



Undervoltage releases

Rated voltage	Order details		Bbn	Weight	Pack
	Type code	Order code	8012542	1 piece	Unit
			EAN	kg	pc.
12VDC	S2C-UA 12 DC	2CSS200911R0001	839705	0,09	1
24VAC	S2C-UA 24 AC	2CSS200911R0002	839804	0,09	1
24VDC	S2C-UA 24 DC	2CSS200911R0007	896401	0,09	1
48VAC	S2C-UA 48 AC	2CSS200911R0003	839903	0,09	1
48VDC	S2C-UA 48 DC	2CSS200911R0008	896500	0,09	1
110VAC	S2C-UA 110 AC	2CSS200911R0004	840008	0,09	1
110VDC	S2C-UA 110 DC	2CSS200911R0009	896609	0,09	1
230VAC	S2C-UA 230 AC	2CSS200911R0005	840107	0,09	1
230VDC	S2C-UA 230 DC	2CSS200911R0010	896708	0,09	1
400VAC	S2C-UA 400 AC	2CSS200911R0006	840206	0,09	1



Busbars for SN201

No. pins	Phases	Cross section mm ²	Order details Type code	Order code	Bbn 8012542 EAN	Weight 1 piece kg	Pack Unit pc.
12	1	10	BS9 1/12	2CSL910001R1012	047650	0,050	10
12	1	10	BS9 1/12 NA	2CSL910011R1012	047759	0,050	10
56	1	10	BS9 1/56	2CSL910001R1056	047353	0,140	10
56	1	10	BS9 1/56 NA	2CSL910011R1056	047452	0,140	10
12	3	10	BS9 3/12	2CSL930001R1012	047551	0,090	5
57	3	10	BS9 3/57	2CSL930001R1057	047858	0,470	5

Busbars for F200/S200 and SN201

No. pins	Phases	Cross section mm ²	Order details Type code	Order code	Bbn 8012542 EAN	Weight 1 piece kg	Pack Unit pc.
2 + 10 x 1+N	2	10	BF2-S9 UP 1N/12	2CSL920009R1012	046950	0,110	5
4 + 8 x 1+N	4	10	BF2-S9 UP 3N/12	2CSL940009R1012	047056	0,110	5
2 + 10 x 1+N	2	10	BF2-S9 DOWN 1N/12	2CSL920002R1012	047155	0,110	5
4 + 8 x 1+N	4	10	BF2-S9 DOWN 3N/12	2CSL940002R1012	047254	0,110	5

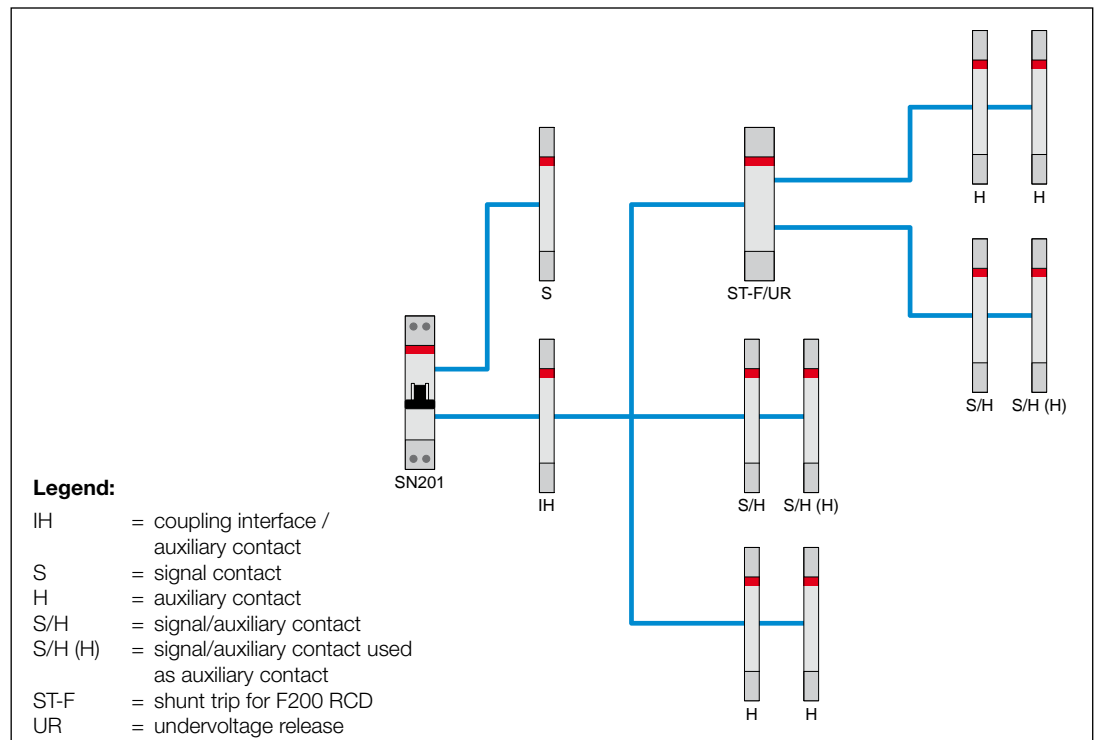
Terminals, insulated

Conn. capacity mm ²	Type of connect.	Terminal lug L mm	Order details Type code	Order code	Bbn 8012542 EAN	Weight 1 piece kg	Pack Unit pc.
25	pin	15	FEED-IN 25/15 1P	2CSL980001R2515	047957	0,010	5
25	pin	30	FEED-IN 25/30 3P	2CSL980001R2530	048053	0,010	5

End caps

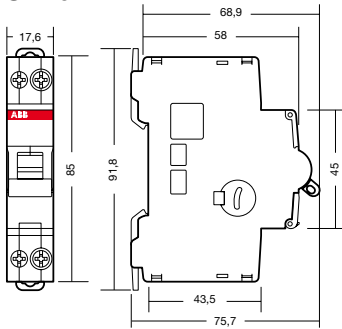
Order details Type code	Order code	Bbn 8012542 EAN	Weight 1 piece kg	Pack Unit pc.
BS9-END 3P	2CSL980001R0001	064251	0,001	20

Auxiliary elements and accessories



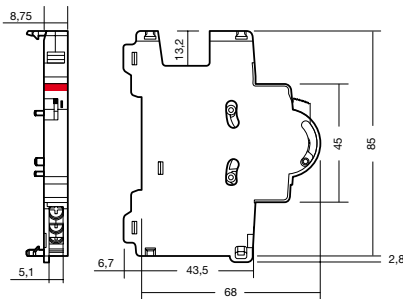
Overall dimensions

SN201

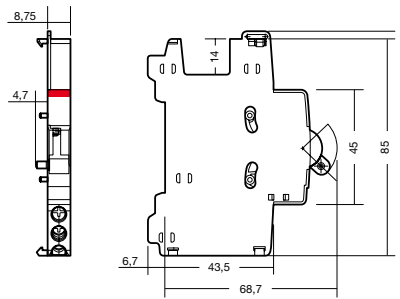


Auxiliary components for SN201

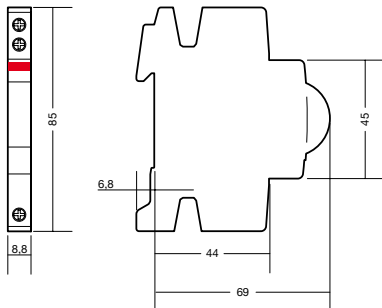
SN201-S



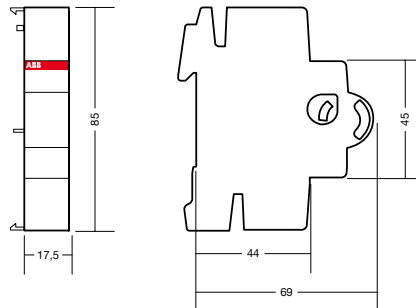
SN201-IH



S 2C-S/H6R, S2C-H6R



S2C-UA..., F2C-A...



Dimensions in mm

