



PSDINA-24-4 DIN-Mount Power Supply

24V dc, 4A Power Supply



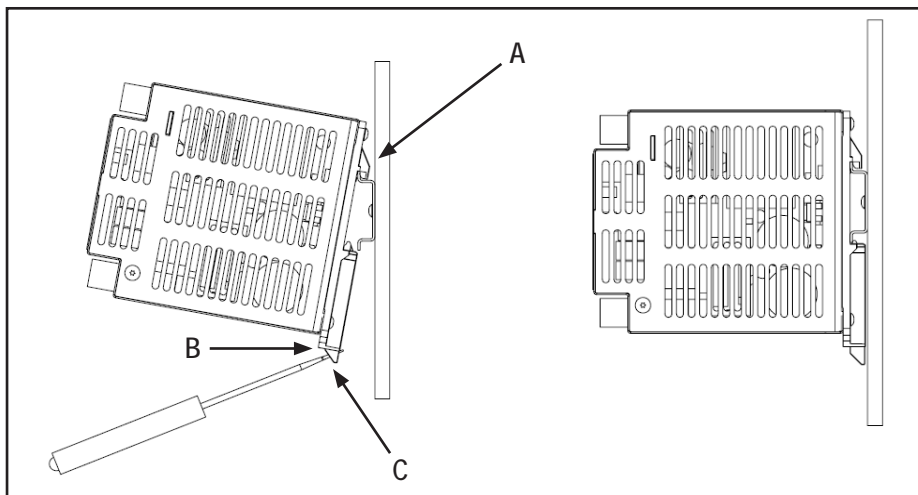
Features

- Accepts universal AC input voltage (85 to 264V ac, 50/60 Hz); provides 24V dc output, adjustable $\pm 10\%$
- Provides reliable power for DC-powered sensors, cameras, and lighting systems
- Mounts to standard 35 mm DIN rail
- Protected against output over-voltage and over-current; LED indication of over- and under-voltage, short circuit, and over-current conditions

DIN-Rail Mounting

To mount the Supply on a DIN rail, hook portion (A) of the Supply onto the rail; press in direction (B) while pulling down slightly on portion (C) with a flat-blade screwdriver.

To dismount the Supply, pull down portion (C) with a flat-blade screwdriver and pull the Supply away from the DIN rail.



CAUTION:

- For use in a protected (Pollution Degree 2) environment. Do not use in wet areas or in the presence of excessive airborne contamination.
- Use 75C copper conductors only. Tighten terminal screws to 9 in-lbs.
- Risk of electric shock. Do not open, disassemble, or modify this device.
- Terminal marked \oplus must be connected to a suitable ground. Failure to do so may result in a hazardous condition.


WARNING . . . Not To Be Used for Personnel Protection

Never use these products as sensing devices for personnel protection. Doing so could lead to serious injury or death.

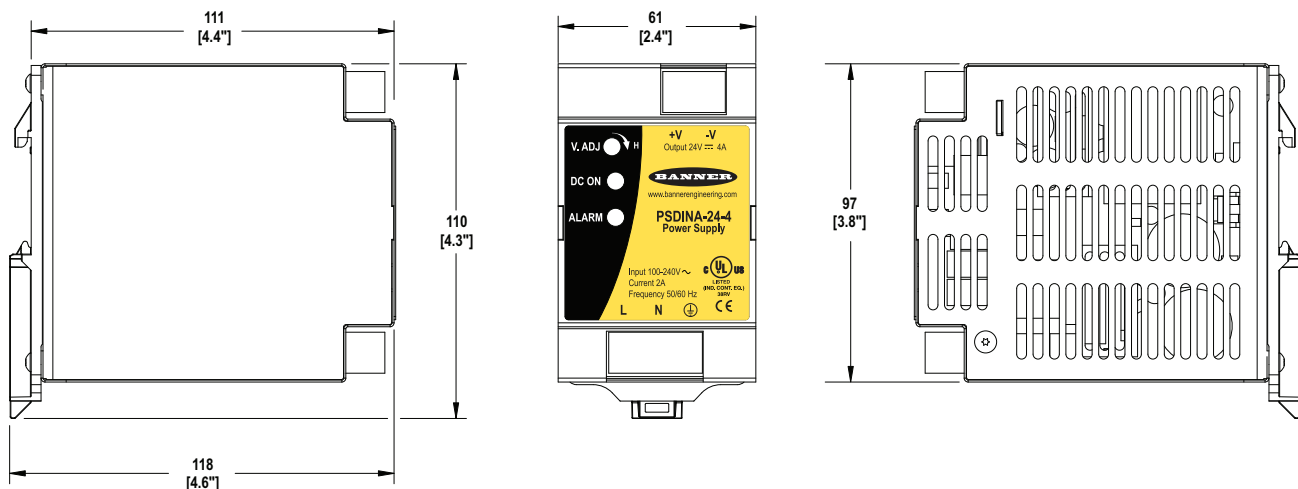
These sensors do NOT include the self-checking redundant circuitry necessary to allow their use in personnel safety applications. A sensor failure or malfunction can cause either an energized or de-energized sensor output condition. Consult your current Banner Safety Products catalog for safety products which meet OSHA, ANSI and IEC standards for personnel protection.

PSDINA-24-4 DIN-Mount Power Supply

Specifications

Input Voltage	100 / 240V ac Nominal (85 to 264V ac)	Dielectric Strength (10 mA, 1 minute)	3.0kV ac (input to output) 2.0kV ac (input to ground) 0.5kV ac (output to ground)
Input Frequency	50 / 60 Hz	Output Over-Voltage Protection and Indication	Trip point: 30 to 33V dc (latching; cycle ac power to reset) Red LED: ON Green LED: OFF
Input Current (120 / 240V ac, 4A load)	2A / 1A	Output Under-Voltage Indication	<19.5V dc Red LED: ON Green LED: ON
Inrush Current (120 / 240V ac, 4A load)	20A / 45A (< 10 ms)	Output Over-Current Protection and Indication	Trip point: 110% to 150% of rated current (output disable; auto-retry) Red LED: OFF Green LED: Flashing
Output Voltage	24V dc Nominal (21.6 to 26.4V dc Adj.)	Operating Conditions	Temperature: -10° C to +60° C Derate load linearly to 50% from +50° C to +60° C Relative Humidity: 25 to 85%
Output Current	4A	Mounting Clearance	Above, below, left, right: 25 mm (0.98") Front: 15 mm (0.59")
Output Power	96W	Environmental Rating	IP20
Holdup Time (120 / 240V ac, 4A load)	>25 ms / >100 ms	Weight	590 grams
Line Regulation (85-264V ac, 4A load)	<0.1%	Certifications	
Load Regulation (0-4A load)	<0.8%	Standards - Emissions	IEC61204-3 (CISPR 11 and CISPR 22 class B, IEC61000-3-2, IEC61000-3-3)
Temperature Regulation (4A load)	<0.02% / °C	Standards - Immunity	IEC61204-3 High severity levels (IEC61000-4-2, IEC61000-4-3, IEC61000-4-4, IEC61000-4-5, IEC61000-4-6, IEC61000-4-11)
Total Output Regulation (All conditions)	<±5%	Standards - Safety	UL508
Efficiency (120 / 240V ac, 4A load)	81% / 87%		
Output Ripple / Noise (4A load)	Common Mode: <3.0% p-p Normal Mode: <1.0% p-p		
Leakage Current (120 / 240V ac, 1A load)	<0.25 mA / <0.50 mA		
Power Factor (120 / 240V ac, 4A load)	0.55 / 0.50		

Dimensions



WARRANTY: Banner Engineering Corp. warrants its products to be free from defects for one year. Banner Engineering Corp. will repair or replace, free of charge, any product of its manufacture found to be defective at the time it is returned to the factory during the warranty period. This warranty does not cover damage or liability for the improper application of Banner products. This warranty is in lieu of any other warranty either expressed or implied.