

S40-PH-x-C03



INSTRUCTION MANUAL

CONTROLS

OUTPUT LED

In the normal operating mode indicates the output status (the yellow LED ON indicates the output activation). In the setting phase indicates the setting steps. Please refer to the "SETTING" paragraph for procedure indications during detection or setting phases.

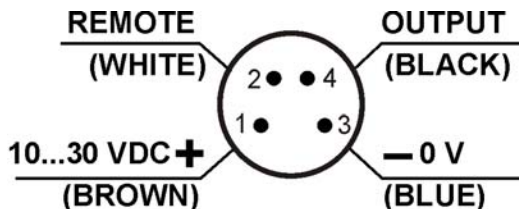
POWER ON LED

The green LED signal indicates the sensor functioning. The LED blinks with the yellow LED if the detection is lacking.

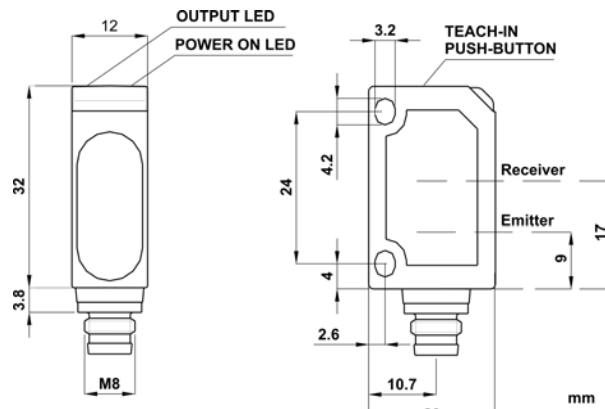
TEACH-IN PUSH-BUTTON

A long pressure on the push-button activates the self-setting procedure. The REMOTE input allows the external TEACH-IN control.

CONNECTIONS



DIMENSIONS



TECHNICAL DATA

Power supply:	10 ... 30 Vdc (reverse polarity protection)
Ripple:	10% max
Consumption (output current excluded):	35 mA max.
Outputs:	NPN or PNP (short-circuit protection)
Output current:	100 mA max.
Output saturation voltage:	2.4 V max.
Response time:	125µs max.
Switching frequency:	4 kHz
Data retention:	EEPROM non volatile memory
Indicators:	OUTPUT LED (YELLOW) / POWER ON LED (GREEN)
Setting:	TEACH-IN via push-button and wire
Operating temperature:	-20 ... +60 °C
Storage temperature:	-20 ... +80 °C
Electrical protection:	Class 2
Spot dimension:	0.7 mm at a distance of 70 mm
Operating distance (min.values)*:	40...150 mm
Emission type:	RED LASER: Class 2 EN 60825-1 (2008) Class II CDRH 21 CFR PART 1040.10 average power ≤ 1mW; Pulse = 3 µs; λ = 630...680nm; Frequency =5kHz
Ambient light rejection:	According to EN 60947-5-2
Vibrations:	0.5 mm amplitude, 10 ... 55 Hz frequency, for every axis (EN60068-2-6)
Shock resistance:	11 ms (30 G) 6 shock for every axis (EN60068-2-27)
DARK/LIGHT selection:	automatic with fine detection setting mode
Housing material:	ABS UL 94V-O
Lens material:	Methacrylic PMMA
Mechanical protection:	IP67
Connections:	M8 4-pole connector
Weight:	10 g. max. connector vers.

*Minimum operating distance referred on the suggested reflector, select the reflector with higher surface area to improve the application tolerance.

Technical data for laser protection class 2 according to EN 60825-1 (2008):

Radiation divergence:	θ < 1.5°
Average optic power:	< 1mW
Wavelength:	λ = 650 nm
Pulse width:	t = 2.2 µs
Pulse repetition frequency:	f = 20 kHz

SETTING

EASYTOUCH™

The sensor uses the patent-covered EASY TOUCH™ technology that allows a rapid and safe self-setting of the product.

Two different setting possibilities are available:

- **EASYTOUCH™ (default programming):**
a long pressure of the SET push-button allows self-setting.
- **FINE DETECTION:**
recommended for difficult applications, as for example the detection of shiny objects.

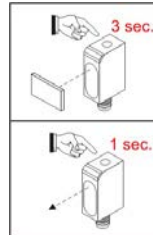
Place the target opposite the sensor at the maximum distance required;

EASYTOUCH™ (standard detection)

- Press the TEACH-IN push-button until the OUTPUT LED turns OFF and then release the push-button.

FINE DETECTION

- Press the TEACH-IN push-button and await the blinking of the OUTPUT LED, without moving the object. Release the push-button.
- Remove the object.
- Press the TEACH-IN push-button and wait until the blinking OUTPUT LED switch OFF, without moving the object. Release the push-button.



The sensor selects the best operating conditions according to the acquired points and adjusts itself in the LIGHT mode condition. The acquisition sequence has to be inverted to select the opposite operating modes.

If the OUTPUT LED and the POWER ON LED blink contemporarily the detection has failed due to insufficient contrast or setting procedure error. The procedure has to be repeated from the beginning.

REMOTE FUNCTION

The connection of the REMOTE wire to + Vdc is equivalent to pressing the TEACH-IN push-button. Leave the REMOTE wire unconnected and insulated if not used. If it is connected permanently to 0V, the TEACH-IN push-button functioning is blocked.

WARRANTY

DATALOGIC AUTOMATION warrants its products to be free from defects. DATALOGIC AUTOMATION will repair or replace, free of charge, any product found to be defective during the warranty period of 36 months from the manufacturing date. This warranty does not cover damage or liability deriving from the improper application of DATALOGIC AUTOMATION products.

DATALOGIC AUTOMATION

DATALOGIC AUTOMATION cares for the environment: 100% recycled paper. DATALOGIC AUTOMATION reserves the right to make modifications and improvements without prior notification. Datalogic and the Datalogic logo are registered trademarks of Datalogic S.p.A. in many countries, including the U.S.A. and the E.U.

8260002842 Rev.C

© Copyright Datalogic 2008-2009