
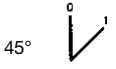
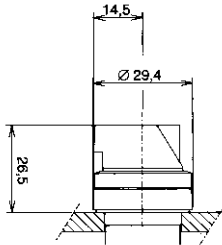
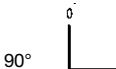
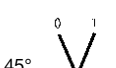
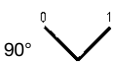
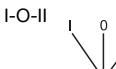

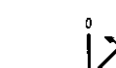
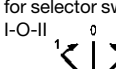
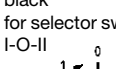
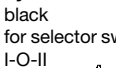


**Selector switch operators, nonilluminated, round
for 22.5 mm dia.**

Characteristics



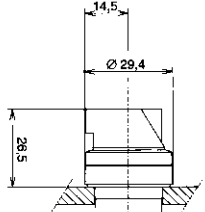






Figure	Type	Color code	Order ref.: Bezel black plated	Order ref.: Bezel chromium plated	Weight gr approx.	Dimensions
	Sym. handle black for selector switch O-I  45°		3 723 500 03	3 723 100 03	17	
	 90°		3 723 505 03	3 723 105 03		
	 45°		3 723 506 03	3 723 106 03		
	 90°		3 723 508 03	3 723 108 03		
	Sym. handle black for selector switch I-O-II  2 x 45°		3 723 501 03	3 723 101 03	17	
	 2 x 90°		3 723 507 03	3 723 107 03		
	Sym. handle black for selector switch O-I  45° spring return		3 723 510 03	3 723 110 03	17	
	Sym. handle black for selector switch I-O-II  2 x 45° spring return		3 723 511 03	3 723 111 03	17	
	Sym. handle black for selector switch I-O-II  2 x 45° spring return		3 723 502 03	3 723 102 03	17	
	Sym. handle black for selector switch I-O-II  2 x 45° spring return		3 723 512 03	3 723 112 03	17	

Notes

Conversion frame to square pattern page 1877

Selector switch operators, illuminated
for 22.5 mm dia.

Characteristics



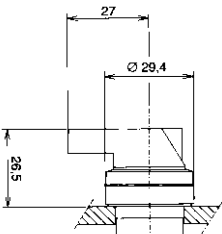





Figure	Type	Color Code	Order ref.: Bezel black plated	Order ref.: Bezel chromium plated	Weight gr approx.	Dimensions
	Sym. handle illuminated, round, for selector switch O-I  45°	red green black	3 723 540 01 3 723 540 02 3 723 540 03	3 723 140 01 3 723 140 02 3 723 140 03	15	
	 45°	red green black	3 723 544 01 3 723 544 02 3 723 544 03	3 723 144 01 3 723 144 02 3 723 144 03		
	 90°	red green black	3 723 545 01 3 723 545 02 3 723 545 03	3 723 145 01 3 723 145 02 3 723 145 03		
	Sym. handle illuminated, round for selector switch I-O-II  2 x 45°	red green black	3 723 541 01 3 723 541 02 3 723 541 03	3 723 141 01 3 723 141 02 3 723 141 03		
	Sym. handle illuminated, round for selector switch O-I  1 x 45° spring return	red green black	3 723 550 01 3 723 550 02 3 723 550 03	3 723 150 01 3 723 150 02 3 723 150 03		
	Sym. handle illuminated, round for selector switch I-O-II  2 x 45° spring return	red green black	3 723 551 01 3 723 551 02 3 723 551 03	3 723 151 01 3 723 151 02 3 723 151 03		
Sym. handle illuminated, round for selector switch I-O-II  2 x 45° spring return	red green black	3 723 561 01 3 723 561 02 3 723 561 03	3 723 161 01 3 723 161 02 3 723 161 03			

Notes



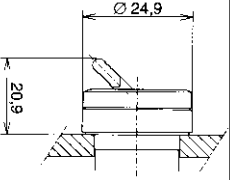


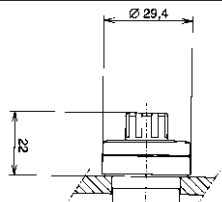
Conversion frame to square pattern page 1877

Lever handles for selector switch for 22.5 mm dia.

Characteristics

Figure	Type	Color code	Order ref.: Bezel black plated	Order ref.: Bezel chromium plated	Weight gr approx.	Dimensions
	Lever handle					
	 45°	black	3 723 600 03	3 723 200 03	17	
	 45°	black	3 723 606 03	3 723 206 03	17	
	 90°	black	3 723 607 03	3 723 207 03	17	
	 2x45°	black	3 723 601 03	3 723 201 03	17	
	 45° spring return	black	3 723 610 03	3 723 210 03	17	
 2x45° spring return	black	3 723 611 03	3 723 211 03	17		

Toggle switch operators and potentiometer knob for 22.5 mm dia.

Figure	Type	Color code	Order ref.: Bezel black plated	Order ref.: Bezel chromium plated	Weight gr approx.	Dimensions
		black	3 723 570 03	3 723 170 03	17	
	 spring return	black	3 723 571 03	3 723 171 03	17	
	Potentiometer knob to suit Ø 6 mm to 6.5 mm shafts. Scale 0-10.	black	3 723 572 03	3 723 172 03		

Notes

Conversion frame to square pattern page 1877

Key switch operators, round

for 22.5 mm dia.



Characteristics

Figure Function	Type	Color code	Order ref.: Bezel black plated	Order ref.: Bezel chromium plated	Weight gr. approx.	Dimensions
Key switch 0-I round, stay-put key removable in both positions	90°		3 723 520 00	3 723 120 00	32	
Key switch 0-I round, stay-put key removable in the 0 position	90°		3 723 522 00	3 723 122 00		
Key switch 0-I round, stay-put key removable in both positions	90°		3 723 528 00	3 723 128 00		
Key switch 0-I round, stay-put key removable in the 0 position	45°		3 723 525 00	3 723 125 00		
Key switch I-0-II round, stay-put key removable in all positions			3 723 521 00	3 723 121 00		
Key switch I-0-II round, stay-put key removable in the 0 position			3 723 524 00	3 723 124 00		
Key switch 0-I round, spring return key removable in the 0 position	45° spring return		3 723 530 00	3 723 130 00		
Key switch I-0-II round, spring return key removable in the 0 position	2x45° spring return		3 723 531 00	3 723 131 00		
Key button (key ref. 1424 A) Function : push - turn	Key removable at: ON + OFF OFF ON		3 725 500 51 3 725 500 52 3 725 500 53	3 725 100 51 3 725 100 52 3 725 100 53	32	

Notes

Conversion frame to square pattern page 1877