


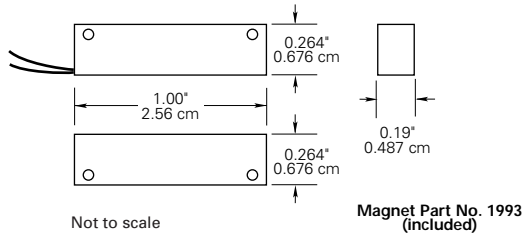
Surface Mount

1145 Series

Ultra-Miniature With Wire Leads



- Attractive, low-profile installation fits in tight quarters
- Mounts with brads and/or urethane/acrylic tape
- Convenient surface mounting
- Low power



ORDERING INFORMATION	Gap Size	Closed Loop	Lead Type
Regular Gap Series	3/8"	1145	1 foot #22 wire
	↔		
Wide Gap Series	3/4"	1145W	1 foot #22 wire
	↔		

NOTE: Specify white or mahogany brown

General Specifications

Operating Specifications

Gap Distances

Ratings nominal and may vary $\pm 20\%$.
Ratings are distance for switch to "make."
Break distance approximately 1.1 to 1.5 times "make."

Wire Colors

S.P.D.T. Common = Black
Open loop = Red
Closed loop = White

Switch Configurations

Closed Loop	Open Loop	S.P.D.T.	D.P.D.T.
Switch closed when magnet is in close proximity	Switch open when magnet is in close proximity	Switch has common, open and closed side	Two switches each having common, open and closed sides

Environmental Specifications*

Temperature Range .. -40°F to 150°F
on regular gap models
..... -20°F to 150°F
on biased contacts


Shock 50 G's @ 11 ms

Impact withstands drop of 2" dia.
steel ball from 30"

Vibration 35 G's @ 50-2000Hz

***See specific product bulletins for specific model specifications.**

Electrical Specifications

UL Rating	Closed Loop	Open Loop	S.P.D.T.	D.P.D.T.
Switching Voltage (Max.) Switching Current (Max.) Watts (Max.) (Volts x Amps)	100 Volts .5 Amp 7.5 Watts	30 Volts .25 Amp 3 Watts	30 Volts .25 Amp 3 Watts	30 Volts .25 Amp 3 Watts
 ULC Specifications	All contacts: 30 VDC, 50 mA max.			

European Union Specification 48V AC/DC 0.5 Amps

W A R N I N G !

Each electrical rating is an individual maximum and cannot be exceeded!

MAGNETIC CONTACTS