

1422 Series 304 Stainless Steel Two Door Floor Mount - NEMA 4X Continuous Hinge



**Inner
Panel
Included**



**New Sizes
Available!**

Corrosion Resistant Enclosures
Floormount Enclosures

Application

- Designed to house electrical, electronic, hydraulic or pneumatic controls and instruments.
- Provides protection where equipment may be hosed down or otherwise be very wet, or in specific applications where corrosion is a serious problem.

Standards

- UL 508 Type 3R, 4, 4X, and 12
- CSA Type 3R, 4, 4X, and 12
- **Complies with**
 - NEMA Type 3R, 4, 4X, 12 and 13
 - JIC EGP-1-1967
 - IEC 529, IP66

Construction

- Formed 12 gauge 304 stainless steel.
- Smooth, continuously welded seams without knockouts, cutouts or holes.
- Body stiffeners are provided in the larger enclosures for extra rigidity.
- Heavy duty nickel plate/chrome coated lifting eyebolts are provided with reinforcing support angles.
- Center post is removable for easy installation of the inner panel.
- Formed lip on door and top of enclosure opening exclude flowing liquids and contaminants.
- Continuously hinged doors may be removed by pulling the stainless steel hinge pin.
- Doors are secured with heavy duty stainless steel clamps.
- Provision for padlocking.
- 12" floor stands are welded to the enclosure.
- Oil resistant gaskets are permanently secured.
- Panel supports are provided for easy panel installation.
- Collar studs are provided for mounting inner panels.

- A bonding stud is provided on the door and a grounding stud is provided in the enclosure for each door.
- A literature pocket is provided.

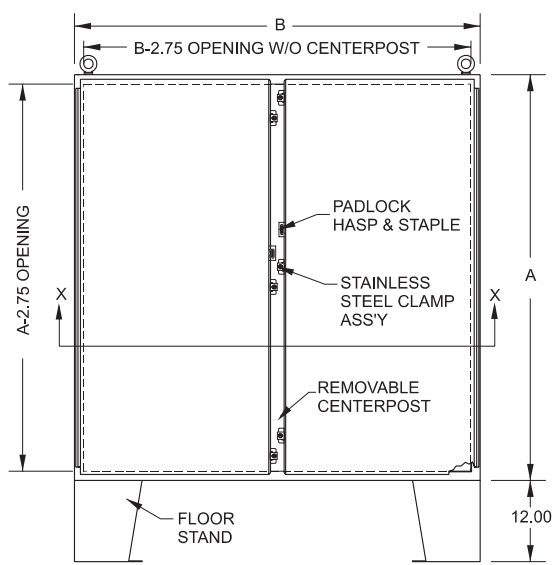
Finish

- Cover and enclosure are natural stainless steel with a smooth brushed finish.
- Removable inner panel is finished in white powder coating.

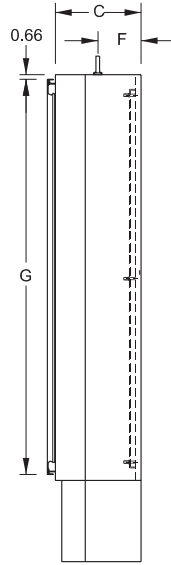
Accessories

- Additional inner panels...see page **385**
- Breather kits...see page **374**
- Door clamping hardware...see page **378**
- Door stop kits...see page **393**
- Drip shield kits...see page **393**
- Enclosure stabilizers...see page **397**
- Heaters...see page **369-371**
- Louvered ventilating plates...see page **396**
- Quick release clamp...see page **378**
- Thermostats...see page **374**
- Window kits...see page **391**

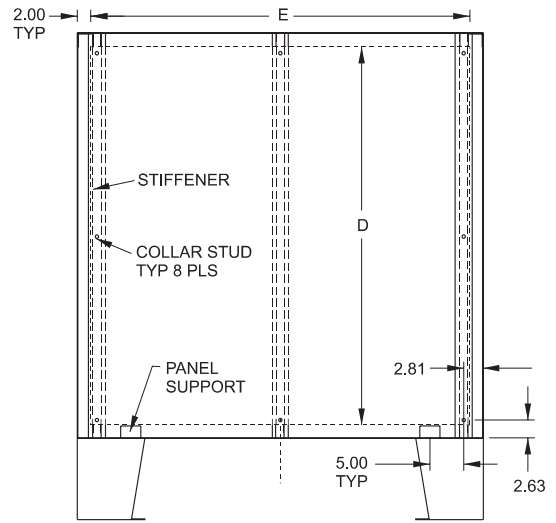
1422 Series 304 Stainless Steel Two Door Floor Mount - NEMA 4X Continuous Hinge



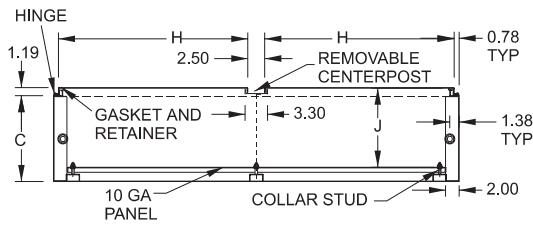
Front View



Side View



View with Doors open



Top View

Part No.	A	B	C	Body Gauge	Panel Gauge	Panel Size D	E	F	G	H	J	Ship Wt. lbs.
1422N4SSB12F	60.13	48.06	12.69	12	10	56	44	6.3	58.59	22	11.87	491
1422N4SSD12F	60.13	60.06	12.69	12	10	56	56	6.3	58.59	28	11.87	567
* 1422N4SSE12F	72.13	60.06	12.69	12	10	68	56	6.3	70.59	28	11.87	645
1422N4SSF12F	72.13	72.06	12.69	12	10	68	68	6.3	70.59	34	11.87	750
* 1422N4SSF24F	72.13	72.06	24.69	12	10	68	68	12.3	70.59	34	23.87	945

Corrosion Resistant Enclosures
Floormount Enclosures