

C-Box Screw Cover with Knockouts

NEMA 1



Commercial Enclosures

Application

- Designed for general purpose indoor commercial use as a junction, pull or switch box.

Standards

- UL-50 Type 1
- cUL Type 1
- **Complies with:**
 - NEMA Type 1
 - IEC 60529, IP20

Construction

- Formed and spot welded from 16 or 14 gauge steel depending on size.
- Flat steel covers fastened with plated steel screws.
- Keyhole slots permit cover to be lifted off without removing screws entirely.
- Easily removed knockouts on all 4 sides (see drawings for sizes and locations).
- Through holes in back for wall mounting.
- Grounding location embossed in body.

Finish

- Enclosure and cover are finished in ANSI 61 gray powder coating.

Junction Boxes

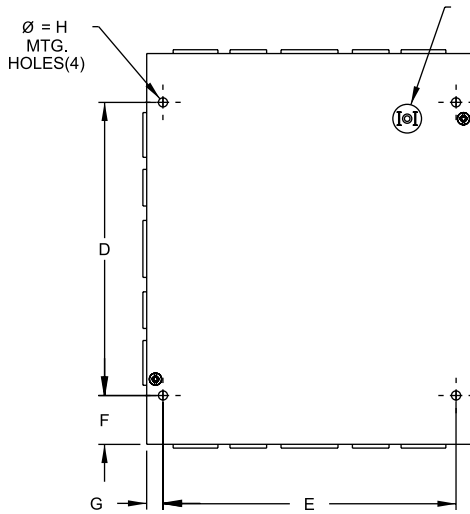
Part No.	Overall Dimensions			Mtg. Centers				Knockout Pattern Sides	H	Knockout Pattern Top & Bottom	Ship Wt. lbs.
	A	B	C	D	E	F	G				
CSKO443	4	4	3	2.25	3.00	0.88	0.50	B - C	0.28	A - B	2
CSKO663	6	6	3	3.00	5.00	1.50	0.50	B - C - D	0.28	B - C - D	3
CSKO863	8	6	3	5.00	5.00	1.50	0.50	F - G - H - I	0.28	B - C - D	3
CSKO16143	16	14	3	13.00	13.00	1.50	0.50	B - C - D - E - F - G - H	0.28	B - C - D - E - F - G - H	12
CSKO18143	18	14	3	15.00	13.00	1.50	0.50	A - B - C - D - E - F - G - H - I	0.28	B - C - D - E - F - G - H	13
CSKO20143	20	14	3	17.00	13.00	1.50	0.50	A - B - C - D - E - F - G - H - I	0.28	B - C - D - E - F - G - H	13
CSKO444	4	4	4	2.25	3.00	0.88	0.50	B - C	0.28	A - B	2
CSKO644	6	4	4	3.00	3.00	1.50	0.50	B - C - D	0.28	A - B	3
CSKO664	6	6	4	3.00	5.00	1.50	0.50	B - C - D	0.28	B - C - D	3
CSKO864	8	6	4	5.00	5.00	1.50	0.50	F - G - H - I	0.28	B - C - D	5
CSKO884	8	8	4	5.00	7.00	1.50	0.50	F - G - H - I	0.28	F - G - H - I	5
CSKO1084	10	8	4	7.00	7.00	1.50	0.50	F - G - H - I	0.28	F - G - H - I	6
CSKO10104	10	10	4	7.00	9.00	1.50	0.50	F - G - H - I	0.28	C - D - E - F - G	6
CSKO1284	12	8	4	9.00	7.00	1.50	0.50	C - D - E - F - G	0.28	F - G - H - I	7
CSKO12104	12	10	4	9.00	9.00	1.50	0.50	C - D - E - F - G	0.28	C - D - E - F - G	8
CSKO12124	12	12	4	9.00	11.00	1.50	0.50	C - D - E - F - G	0.28	C - D - E - F - G	9
CSKO16124	16	12	4	13.00	11.00	1.50	0.50	B - C - D - E - F - G - H	0.28	C - D - E - F - G	12
CSKO18124	18	12	4	15.00	11.00	1.50	0.50	A - B - C - D - E - F - G - H - I	0.28	C - D - E - F - G	12
CSKO18184	18	18	4	15.00	17.00	1.50	0.50	A - B - C - D - E - F - G - H - I	0.28	A - B - C - D - E - F - G - H - I	16
CSKO24244	24	24	4	21.00	23.00	1.50	0.50	C - D - E - F - G	0.28	C - D - E - F - G	33

C-Box Screw Cover with Knockouts

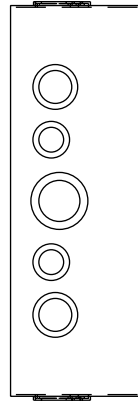
NEMA 1

Commercial Enclosures

Junction Boxes

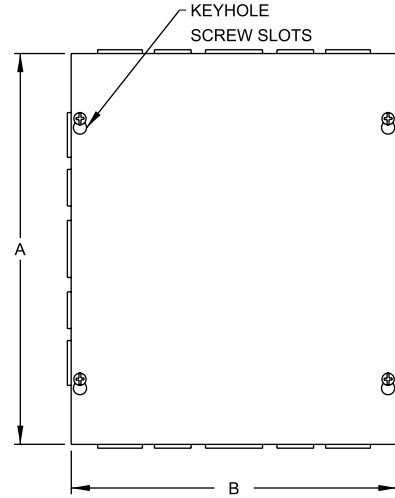


GROUNDING
EMBOSS

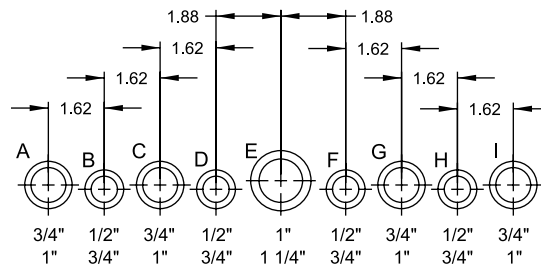


Side View

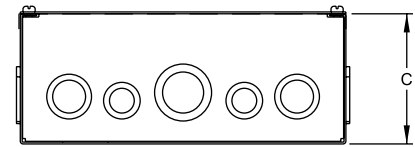
See knockout pattern in table below



Front View



Conduit Sizes



Bottom View

See knockout pattern in table below

Part No.	Overall Dimensions			Mtg. Centers				Knockout Pattern Sides		Knockout Pattern Top & Bottom	Ship Wt. lbs.
	A	B	C	D	E	F	G	H			
CSKO666	6	6	6	3.00	5.00	1.50	0.50	B - C - D	0.28	B - C - D	4
CSKO886	8	8	6	5.00	7.00	1.50	0.50	F - G - H - I	0.28	F - G - H - I	6
CSKO1086	10	8	6	7.00	7.00	1.50	0.50	F - G - H - I	0.28	F - G - H - I	7
CSKO10106	10	10	6	7.00	9.00	1.50	0.50	F - G - H - I	0.28	C - D - E - F - G	8
CSKO12106	12	10	6	9.00	9.00	1.50	0.50	C - D - E - F - G	0.28	C - D - E - F - G	9
CSKO12126	12	12	6	9.00	11.00	1.50	0.50	C - D - E - F - G	0.28	C - D - E - F - G	10
CSKO16126	16	12	6	13.00	11.00	1.50	0.50	B - C - D - E - F - G - H	0.28	C - D - E - F - G	13
CSKO16166	16	16	6	13.00	15.00	1.50	0.50	B - C - D - E - F - G - H	0.28	B - C - D - E - F - G - H	16
CSKO18126	18	12	6	15.00	11.00	1.50	0.50	A - B - C - D - E - F - G - H - I	0.28	C - D - E - F - G	14
CSKO18186	18	18	6	15.00	17.00	1.50	0.50	A - B - C - D - E - F - G - H - I	0.28	A - B - C - D - E - F - G - H - I	19
CSKO24186	24	18	6	21.00	17.00	1.50	0.50	A - B - C - D - E - F - G - H - I	0.28	A - B - C - D - E - F - G - H - I	26
CSKO24246	24	24	6	21.00	22.50	1.50	0.75	A - B - C - D - E - F - G - H - I	0.44	A - B - C - D - E - F - G - H - I	37
CSKO30246	30	24	6	27.00	22.50	1.50	0.75	A - B - C - D - E - F - G - H - I	0.44	A - B - C - D - E - F - G - H - I	45
CSKO36246	36	24	6	33.00	22.50	1.50	0.75	A - B - C - D - E - F - G - H - I	0.44	A - B - C - D - E - F - G - H - I	57
CSKO12128	12	12	8	9.00	11.00	1.50	0.50	C - D - E - F - G	0.28	C - D - E - F - G	12
CSKO16168	16	16	8	13.00	15.00	1.50	0.50	B - C - D - E - F - G - H	0.28	B - C - D - E - F - G - H	20
CSKO24248	24	24	8	21.00	22.50	1.50	0.75	A - B - C - D - E - F - G - H - I	0.44	A - B - C - D - E - F - G - H - I	44
CSKO202010	20	20	10	17.00	19.00	1.50	0.75	A - B - C - D - E - F - G - H - I	0.28	A - B - C - D - E - F - G - H - I	37
CSKO242410	24	24	10	21.00	22.50	1.50	0.50	A - B - C - D - E - F - G - H - I	0.44	A - B - C - D - E - F - G - H - I	52
CSKO302010	30	20	10	27.00	18.50	1.50	0.75	A - B - C - D - E - F - G - H - I	0.44	A - B - C - D - E - F - G - H - I	59
CSKO362410	36	24	10	33.00	22.50	1.50	0.75	A - B - C - D - E - F - G - H - I	0.44	A - B - C - D - E - F - G - H - I	75

C-Box Screw Cover without Knockouts

NEMA 1



Commercial Enclosures

Application

- Designed for general purpose indoor commercial use as a junction, pull or switch box.

Standards

- UL-50 Type 1
- UL Type 1
- **Complies with**
 - NEMA Type 1
 - IEC 60529, IP20

Construction

- Formed and spot welded from 16, 14 or 12 gauge steel depending on size.
- Flat steel covers fastened with plated steel screws.
- Keyhole slots permit cover to be lifted off without removing screws entirely.
- Through holes in back for wall mounting.
- Grounding location embossed in body.

Finish

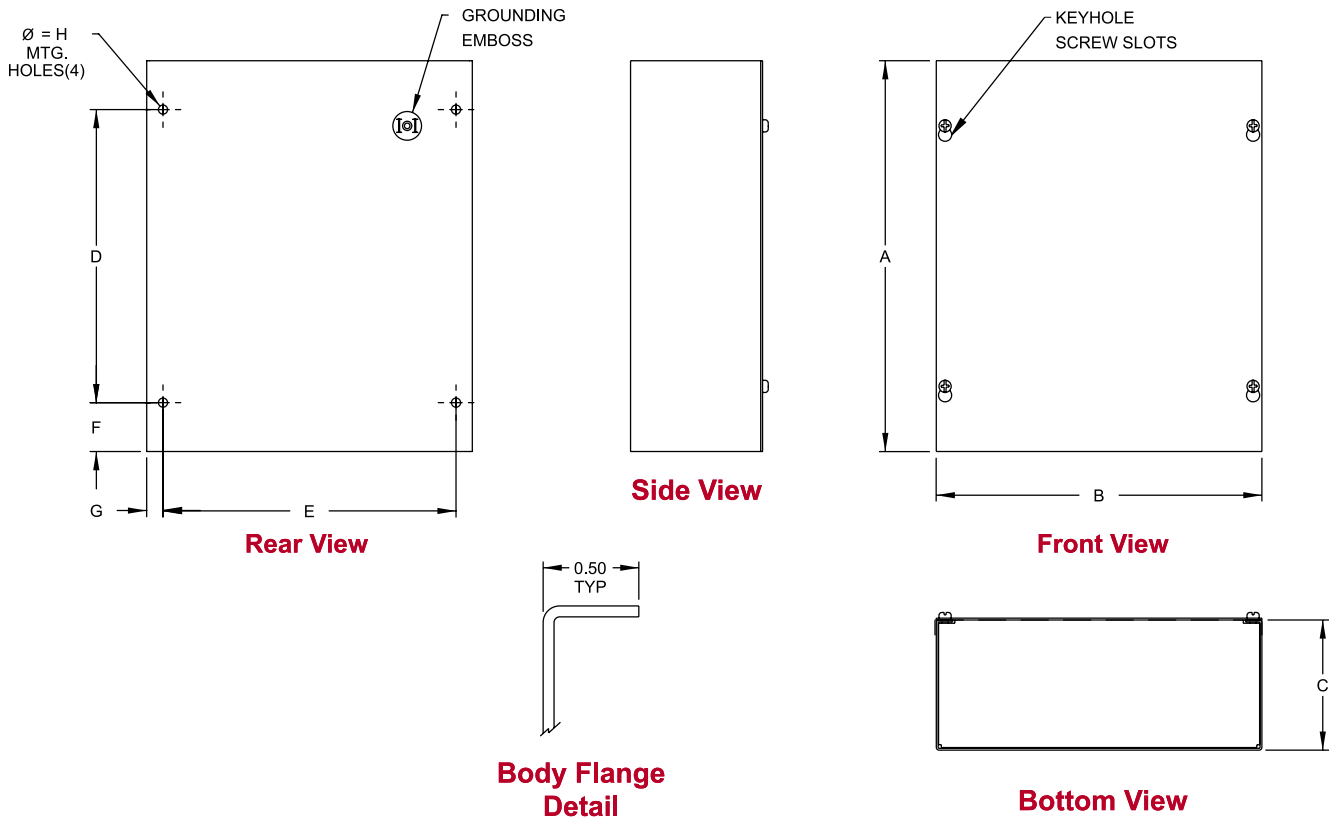
- Enclosure and cover are finished in ANSI 61 gray powder coating.

Part No.	Overall Dimensions			Mtg. Centers					Ship Wt. lbs.
	A	B	C	D	E	F	G	H	
CS443	4	4	3	2.25	3.00	0.88	0.50	0.28	2
CS663	6	6	3	3.00	5.00	1.50	0.50	0.28	3
CS863	8	6	3	5.00	5.00	1.50	0.50	0.28	3
CS16143	16	14	3	13.00	13.00	1.50	0.50	0.28	12
CS18143	18	14	3	15.00	13.00	1.50	0.50	0.28	13
CS20143	20	14	3	17.00	13.00	1.50	0.50	0.28	13
CS444	4	4	4	2.25	3.00	0.88	0.50	0.28	2
CS644	6	4	4	3.00	3.00	1.50	0.50	0.28	3
CS664	6	6	4	3.00	5.00	1.50	0.50	0.28	3
CS864	8	6	4	5.00	5.00	1.50	0.50	0.28	5
CS884	8	8	4	5.00	7.00	1.50	0.50	0.28	5
CS1084	10	8	4	7.00	7.00	1.50	0.50	0.28	6
CS10104	10	10	4	7.00	9.00	1.50	0.50	0.28	6
CS1284	12	8	4	9.00	7.00	1.50	0.50	0.28	7
CS12104	12	10	4	9.00	9.00	1.50	0.50	0.28	8
CS12124	12	12	4	9.00	11.00	1.50	0.50	0.28	9
CS16124	16	12	4	13.00	11.00	1.50	0.50	0.28	12
CS18124	18	12	4	15.00	11.00	1.50	0.50	0.28	12
CS18184	18	18	4	15.00	17.00	1.50	0.50	0.28	16
CS24244	24	24	4	21.00	23.00	1.50	0.50	0.28	33
CS666	6	6	6	3.00	5.00	1.50	0.50	0.28	4
CS886	8	8	6	5.00	7.00	1.50	0.50	0.28	6

Junction Boxes

C-Box Screw Cover without Knockouts

NEMA 1



Commercial Enclosures

Junction Boxes

Part No.	Overall Dimensions			Mtg. Centers				Ship Wt. lbs.	
	A	B	C	D	E	F	G		H
CS1086	10	8	6	7.00	7.00	1.50	0.50	0.28	7
CS10106	10	10	6	7.00	9.00	1.50	0.50	0.28	8
CS12106	12	10	6	9.00	9.00	1.50	0.50	0.28	8
CS12126	12	12	6	9.00	11.00	1.50	0.50	0.28	9
CS16126	16	12	6	13.00	11.00	1.50	0.50	0.28	13
CS16166	16	16	6	13.00	15.00	1.50	0.50	0.28	16
CS18126	18	12	6	15.00	11.00	1.50	0.50	0.28	14
CS18186	18	18	6	15.00	17.00	1.50	0.50	0.28	19
CS24186	24	18	6	21.00	17.00	1.50	0.50	0.28	26
CS24246	24	24	6	21.00	22.50	1.50	0.75	0.44	37
CS30246	30	24	6	27.00	22.50	1.50	0.75	0.44	45
CS36246	36	24	6	33.00	22.50	1.50	0.75	0.44	57
CS36366	36	36	6	33.00	34.50	1.50	0.75	0.44	70
CS12128	12	12	8	9.00	11.00	1.50	0.50	0.28	12
CS16168	16	16	8	13.00	15.00	1.50	0.50	0.28	18
CS18188	18	18	8	15.00	17.00	1.50	0.50	0.28	21
CS24248	24	24	8	21.00	22.50	1.50	0.75	0.44	42
CS36248	36	24	8	33.00	22.50	1.50	0.75	0.44	65
CS202010	20	20	10	17.00	19.00	1.50	0.75	0.44	35
CS242410	24	24	10	21.00	22.50	1.50	0.50	0.28	49
CS302010	30	20	10	27.00	18.50	1.50	0.75	0.44	55
CS362410	36	24	10	33.00	22.50	1.50	0.75	0.44	70
CS363612	36	36	12	33.00	34.50	1.50	0.75	0.44	88

C-Box Hinged Cover with Knockouts

NEMA 1



Commercial Enclosures

Application

- Designed for general purpose indoor commercial use as a junction, pull or switch box.
- Hinged cover with latch provides easy access during installation and maintenance.

Standards

- UL-50 Type 1
- cUL Type 1
- **Complies with**
 - NEMA Type 1
 - IEC 60529, IP30

Construction

- Formed and spot welded from 16 or 14 gauge steel depending on size.
- Formed steel covers close by use of slotted quarter turn latch.
- Full swing door using butt hinges.
- Easily removed knockouts on all 4 sides (see drawings for sizes and locations).
- Through holes in back for wall mounting.
- Grounding location embossed in body.

Finish

- Enclosure and cover are finished in ANSI 61 gray powder coating.

Accessories

- N1JLK Lock Kit...see page 428

Junction Boxes

Part No.	Overall Dimensions			Meeting Centers		Knockout Pattern Sides				Knockout Pattern Top & Bottom	Ship Wt. lbs.
	A	B	C	D	E	F	G				
CHKO663	6	6	3.5	3.00	5.00	0.50	0.28	B - C - D	B - C - D	3	
CHKO644	6	4	4	3.00	3.00	0.50	0.28	B - C - D	A - B	3	
CHKO664	6	6	4	3.00	5.00	0.50	0.28	B - C - D	B - C - D	3	
CHKO864	8	6	4	5.00	5.00	0.50	0.28	F - G - H - I	B - C - D	4	
CHKO884	8	8	4	5.00	7.00	0.50	0.28	F - G - H - I	F - G - H - I	5	
CHKO1084	10	8	4	7.00	7.00	0.50	0.28	F - G - H - I	F - G - H - I	6	
CHKO10104	10	10	4	7.00	9.00	0.50	0.28	F - G - H - I	C - D - E - F - G	7	
CHKO1284	12	8	4	9.00	7.00	0.50	0.28	C - D - E - F - G	F - G - H - I	8	
CHKO12104	12	10	4	9.00	9.00	0.50	0.28	C - D - E - F - G	C - D - E - F - G	8	
CHKO12124	12	12	4	9.00	11.00	0.50	0.28	C - D - E - F - G	C - D - E - F - G	9	
CHKO16124	16	12	4	13.00	11.00	0.50	0.28	B - C - D - E - F - G - H	C - D - E - F - G	12	
CHKO18124	18	12	4	15.00	11.00	0.50	0.28	A - B - C - D - E - F - G - H - I	C - D - E - F - G	12	
CHKO666	6	6	6	3.00	5.00	0.50	0.28	B - C - D	B - C - D	4	
CHKO886	8	8	6	5.00	7.00	0.50	0.28	F - G - H - I	F - G - H - I	6	
CHKO1086	10	8	6	7.00	7.00	0.50	0.28	F - G - H - I	F - G - H - I	7	

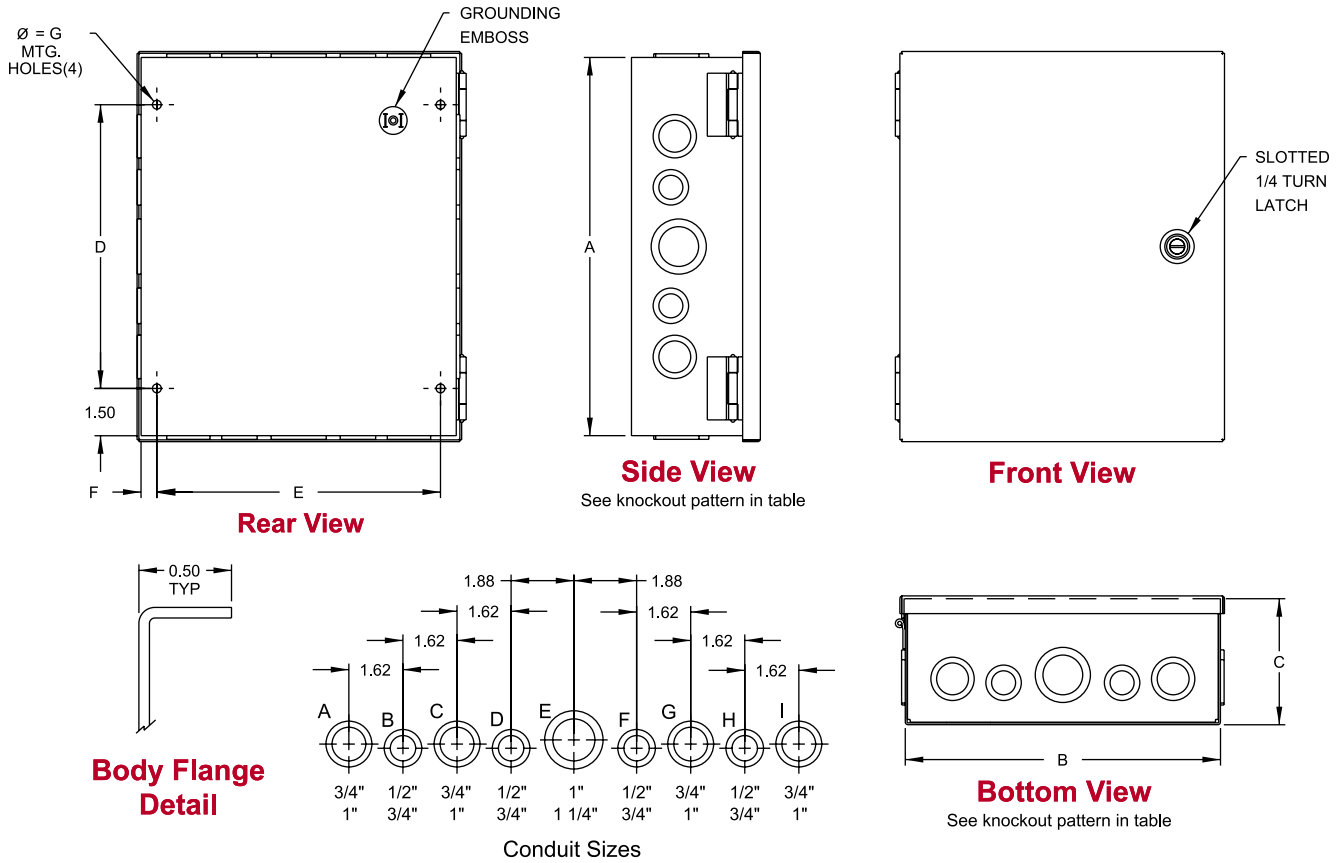
C-Box Hinged Cover with Knockouts

NEMA 1

Commercial Enclosures



Junction Boxes



Part No.	Overall Dimensions			Meeting Centers		Knockout Pattern Sides		Knockout Pattern Top & Bottom		Ship Wt. lbs.
	A	B	C	D	E	F	G			
CHKO10106	10	10	6	7.00	9.00	0.50	0.28	F - G - H - I	C - D - E - F - G	8
CHKO12106	12	10	6	9.00	9.00	0.50	0.28	C - D - E - F - G	C - D - E - F - G	8
CHKO12126	12	12	6	9.00	11.00	0.50	0.28	C - D - E - F - G	C - D - E - F - G	10
CHKO16126	16	12	6	13.00	11.00	0.50	0.28	B - C - D - E - F - G - H	C - D - E - F - G	13
CHKO16166	16	16	6	13.00	15.00	0.50	0.28	B - C - D - E - F - G - H	B - C - D - E - F - G - H	14
CHKO18126	18	12	6	15.00	11.00	0.50	0.28	A - B - C - D - E - F - G - H - I	C - D - E - F - G	14
CHKO18186	18	18	6	15.00	17.00	0.50	0.28	A - B - C - D - E - F - G - H - I	A - B - C - D - E - F - G - H - I	20
CHKO24186	24	18	6	21.00	17.00	0.50	0.28	A - B - C - D - E - F - G - H - I	A - B - C - D - E - F - G - H - I	24
CHKO24246	24	24	6	21.00	22.50	0.75	0.44	A - B - C - D - E - F - G - H - I	A - B - C - D - E - F - G - H - I	40
CHKO30246	30	24	6	27.00	22.50	0.75	0.44	A - B - C - D - E - F - G - H - I	A - B - C - D - E - F - G - H - I	49
CHKO36246	36	24	6	33.00	22.50	0.75	0.44	A - B - C - D - E - F - G - H - I	A - B - C - D - E - F - G - H - I	57
CHKO36248	36	24	8	33.00	22.50	0.75	0.44	A - B - C - D - E - F - G - H - I	A - B - C - D - E - F - G - H - I	60