



HAMMOND  
MANUFACTURING™

## Datacom/Telecom Racks & Cabinets Guide

## Relay Racks - DNRR Series - 2-Post Steel (Welded)



The Hammond DNRR series 2-Post Relay Rack is a popular choice for a variety of networking, instrument and telecom applications.

- Suitable for many 19" and 23" rack mount applications, providing complete access to equipment
- No assembly required (fully welded)
- Recommended maximum weight - 1,500 lbs
- Pre-tapped holes (10-32)
- Choice of front flange or both flanges tapped
- 10 gauge steel construction
- Premium black powder paint finish



### Tapped (Front Flange Only)

Part No.	Description	Panel Height
DNRR42HDW	19" wide - 2-Post Relay Rack	24U (42")
DNRR77HDW	19" wide - 2-Post Relay Rack	44U (77")

### Tapped (Front and Rear Flange)

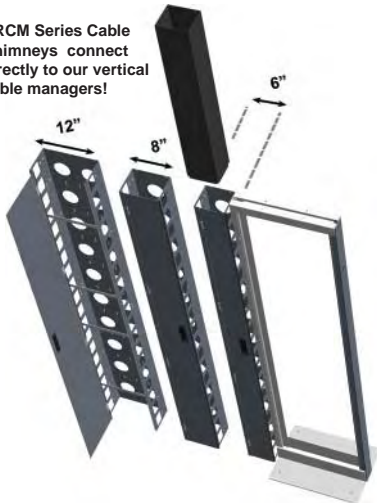
Part No.	Description	Panel Height
DNRR77HDWB	19" wide - 2-Post Relay Rack	44U (77")
DNRR2377HDWB	23" wide - 2-Post Relay Rack	44U (77")

These are our most popular sizes! Hammond offers many more Relay Racks varying in size, material and design!

Please visit our web site for more information:

## Relay Rack Options

RRCM Series Cable Chimneys connect directly to our vertical cable managers!



### Vertical Cable Managers

- Available in three widths (6", 8", 12")
- Hinged doors secured with magnets
- Can mount on left or right of rack
- Managers can also bay racks
- 16 gauge steel
- Includes req. mounting hardware

### Cable Chimneys

Cable Chimneys are assembled from two halves, making it easy to attach around existing cables.

- Attaches directly to Vertical Managers
- 18 gauge steel
- Easy installation
- Mounting hardware included



Part No.	Description	Profile
RRCM44UD	44U Manager w/Door	6" x 5"
RRCM844UD	44U Manager w/Door	8" x 6"
RRCM1244UD	44U Manager w/Door	12" x 6"

These are our most popular sizes! Hammond offers more Vertical Cable Managers varying in size, material and design! Please visit our web site for additional models.

Part No.	Description	Profile
RRCMCH65	Cable chimney	6" x 5" x 36"
RRCMCH86	Cable chimney	8" x 6" x 36"
RRCMCH126	Cable chimney	12" x 6" x 36"

\* Note: The above cable chimneys are designed to connect directly to our vertical cable managers, and are not compatible with our Top Horizontal Cable Manager (HCM) System below.

### Top Horizontal Cable Manager (HCM) System (Compatible with 6" wide vertical cable managers only)

Fig.	Part#	Compatible With...
A	RR19TMS	(1) rack with (1) vertical cable manager
B	RR19TMD	(1) rack with (2) vertical cable managers
C	RR19TMDD	(2) racks with (2) vertical cable managers
D	RR19TMDT	(2) racks with (3) vertical cable managers

### HCM System Components

Fig.	Part#	Description
J	RRTMEP	End-Plates to close Top Cable Manager ends
K	RRTMJK	Joining kit - Joins Top horiz. managers together

### HCM Compatible Chimneys\*

Fig.	Part#	Description	Diameter	Height
E	RRCH20	HCM Cable chimney	6" x 5"	20"
	RRCH24	HCM Cable chimney	6" x 5"	24"
	RRCH30	HCM Cable chimney	6" x 5"	30"

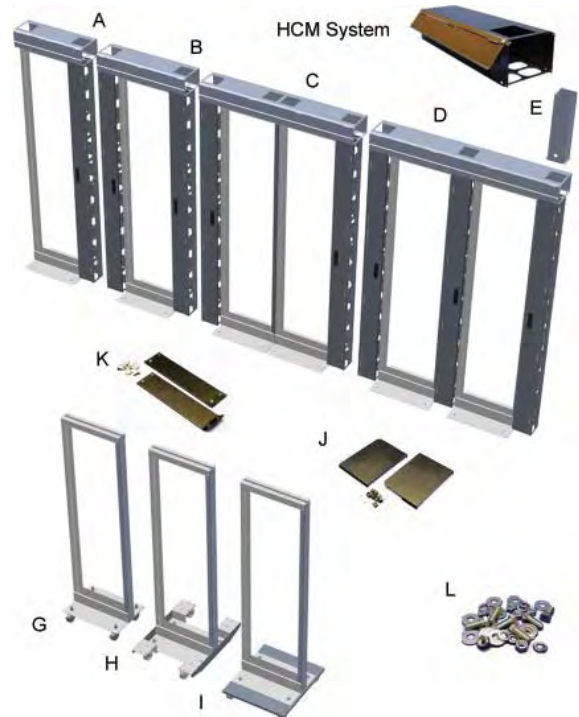
\* HCM chimneys are compatible only with above HCM system

### Compatible Casters and Dollies

Fig.	Part#	Description	Rated	Height Added to Rack
G	RRLDCASTER	Light Duty Casters(4)	800 lbs	3.76"
H	RRLPDOL	Low Profile Dolly	1080 lbs	1.25"
I	RRHDDOL	Heavy Duty Dolly	1500 lbs	3.50"

### Baying Hardware

Fig.	Part#	Description
L	RRALJK	Baying kit - Joins two DNRR racks together





## Relay Racks - DC4R Series - 4-Post Open Server Rack

### DC4R 4-POST "Adjustable-Depth" Rack

The Hammond DC4R Open Rack series is one of the most economic solutions to house servers and other devices in wiring closets or data centers. In situations where the wiring closet itself is under lock and key and accessed by a limited number of people, full cabinets having locking doors and side panels may not be required therefore resulting in a significant cost savings.

Having a "knock-down" design, the rack can also be delivered to places where welded frames and cabinets may not.

Part#	Description
DC4R44	44U 4-Post Rack Kit
DC4R24	24U 4-Post Rack Kit
RRALJK	Standard Baying Hardware Kit
DC4RSHCM	Additional Horizontal Cable Bars(2)
RRLDCASTER	Light duty Casters (4) Weight load 800 lbs total

- Ships unassembled (flat-pack)
- Available in 44U and 24U spaces
- 83" or 46" over-all height
- 24" to 36" adjustable over-all depth
- 20.5" over-all width
- 19"-mounting front and back
- 12 gauge steel
- Universal square-hole mounting
- Unit space markers
- Premium black textured (powder) paint
- Load capacity 2000 lbs
- Includes 1 x (set of 2) horizontal cable manager bars (DC4RSHCM)
- Additional cable manager bars available



DC4RSHCM  
Horizontal Cable Manager Bars  
with Adjustable Depth



RRLDCASTER  
Light-Duty Casters



RRALJK  
Baying Kit

### Cable Management

The DC4R44 is compatible with ALL vertical & horizontal cable managers available for our DNRR77HDW 2-post Relay Racks. See PAGE 4.

## RCSC Series "STACKING" Cabinets - Servers, Storage & Networking



### RCSC User-Assembled "STACKING" Cabinet System

The Hammond RCSC Rack Cabinet features a similar, easy-to-assemble design as our popular RCHV series (below), but with extensive enhancements designed to support SERVER and general computer applications.

The most unique feature of the RCSC series is its ability to stack vertically! This cabinet grows with you, thanks to its generous rear cable channel space and its top/bottom cable pass-through feature.

### Key Features:

- Unique Stackable design.
- 24" over-all width provides ample space for most cabling requirements.
- 36" deep version has extended cable space in the back and provides adequate mounting support for most deep-server applications.
- 16 gauge steel
- 12U version is 25" high (fits under most desks).
- Univ. EIA-compliant square-hole mounting rails.
- User-assembled (ships flat).
- Weight-load rating of 1500lbs.
- Generous cable-entry 'punch-outs'.
- Optional doors, fans, and casters available.
- Optional anti-tip brackets available.
- Includes (50) 10-32 cage nuts and screws.
- Includes gasket strip material for punch-outs.

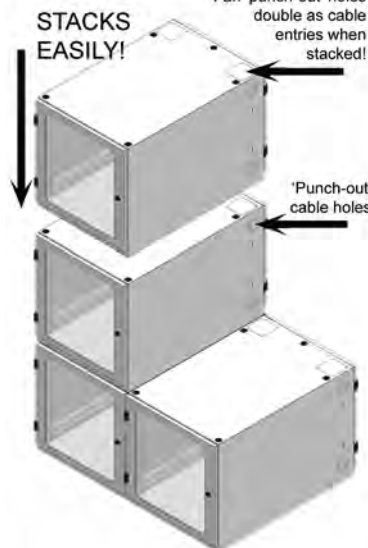
### RCSC Doors and Accessories

If security is not important today, but becomes a requirement in the future, locking doors are offered as an accessory. The RCSC Rack Cabinet is designed to use snap-in secure hinges allowing the installation of optional surface-mount doors at any time even when the cabinet is already loaded to capacity.

### Key features:

- Perforated doors meet server manufacturer Free-Air-Ratio (FAR) requirements at 65%.
- Snap-in hinges can be mounted without having to bolt-on from inside the cabinet.
- Hinges can be mounted on the left or right.
- Doors can be mounted on the front or back.

RCSC 12U.  
36" deep cabinet  
shown here with optional  
perforated doors installed.

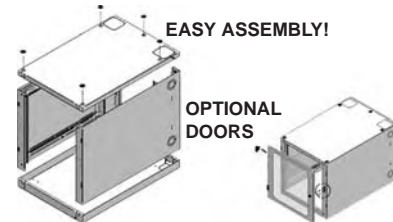


Overall Height  
(without casters)  
Overall Depth  
Maximum  
Mounting Depth

### RCSC Cabinets

Part#	Units	Height	Depth	Mounting Depth
RCSC1902124BK1	12U	25"	24"	23.5"
RCSC1904224BK1	24U	46"	24"	23.5"
RCSC1902131BK1	12U	25"	31"	29.0"
RCSC1904231BK1	24U	46"	31"	29.0"
RCSC1902136BK1	12U	25"	36"	29.0"
RCSC1904236BK1	24U	46"	36"	29.0"

### EASY ASSEMBLY!



OPTIONAL  
DOORS

### RCSC Locking Doors

Part#	Description
RCSC19021PDBK1	12U Perforated Door w/lock
RCSC19042PDBK1	24U Perforated Door w/lock

### RCSC Casters

Part#	Description	Rated
1425P	Light-Duty Casters(4)	400lbs
1425BH	Heavy Duty Casters(4)	1000lbs

### RCSC Baying Kit

Part#	Description
RCSCBAY	Baying Kit - bays (2) RCSC's together (vertically or horizontally)

### RCSC Compatible Fan Kit

Part#	Description
RCSCFAN	Fan Kit - includes 2X fans and power cord


### RCSC Anti-Tip Brackets

Part#	Description
RCSCATIP	Anti-tip brackets

Note: The suggested maximum number of units stacked safely is: 3 x 12U cabinets, or 2 x 24U cabinets or one of each size. Maximum weight-load rating per stack of cabinets or per single cabinet is 1500lbs total.

CAUTION: Baying kit (RCSCBAY) is required to lock cabinets together securely when stacking.

## APB Series - Adjustable-Depth Panel Mount Rack



Optional dust cover/shelf

Enhanced rack bracket with adjustable depth to mount 19" rack mount devices to a wall. **Features:**

Part#	Description	
APB19007BK1	Wall Bracket	4U (7")
APB19010BK1	Wall Bracket	6U (10.5")
APB19014BK1	Wall Bracket	8U (14")
APB19021BK1	Wall Bracket	12U (21")
PBCOVER	Dust cover/shelf	6" Deep



- Knock-down design
- Ships unassembled (flat-pack)
- 16 gauge formed steel
- Double-hinged for easy rear access to devices
- Adjustable depth from 12" to 18" using slots for easy set-up and adjusting
- Multiple tie points for cable management
- Pre-tapped (10-32) holes are EIA compliant
- Weight load tested to 70lbs
- Generous cable access
- Durable textured black powder paint finish
- Includes 10-32 black rack screws w/washers and mounting template for easy installation

## HPB Series - Fixed-Depth Panel Mount Rack



Optional dust cover/shelf

Cost-effective, fixed-depth rack bracket for mounting 19" rack mount devices to a wall. **Features:**

Part#	Description	
HPB19003BK1	Wall Bracket	2U (3.5")
HPB19005BK1	Wall Bracket	3U (5.25")
HPB19007BK1	Wall Bracket	4U (7")
PBCOVER	Dust cover/shelf	6" Deep



- Knock-down design
- Ships unassembled (flat-pack)
- 16 gauge formed steel
- Hinged for easy rear access to devices
- Fixed-depth of 6"
- Multiple tie points for cable management
- Pre-tapped (10-32) centers are EIA compliant
- Weight load tested to 100lbs
- Generous cable access
- Durable textured black powder paint finish
- Includes 10-32 black rack screws w/washers and mounting template for easy installation

## WMC Series - Wall Mount Cabinet



Cost-effective, wall mount cabinet for mounting 19" rack mount devices to a wall. Provides cutout for optional cooling fans. **Features:**

Part Number	Panel Height	Overall Dim's (mm)		
		H	W	D
WMC1901023BK2	6U	369 (14.5")	600 (23.6")	600 (23.6")
WMC1901523BK2	9U	503 (19.8")	600 (23.6")	600 (23.6")
WMC1902123BK2	12U	636 (25.0")	600 (23.6")	600 (23.6")
WMC1902623BK2	15U	769 (30.3")	600 (23.6")	600 (23.6")

Note: Usable depth = 540mm (21.25")



- Sturdy 16 gauge steel frame with static load capacity of 60kg (130lbs.)
- Ventilation slots front and side
- Optional fans can be added into top cutouts
- Cable access panels top and bottom
- 2 pair of L-shape painted mounting rails - square hole design, includes 20 screws and push-in nuts, and rail depth can adjust in 25mm increments
- Glass door provides full view of equipment with full 180 degree opening and comes complete with lock and key
- Quick and easy bolt-together field assembly and flat pack makes storage/shipping cost effective.
- Provides standard 19" rack mounting
- High quality, light textured powder coat finish (black)

## SWCC Series - Swing-out Wall Mount Cabinet



Cost-effective, swing-out wall mount cabinet for mounting 19" rack mount devices to a wall. Provides cutout for optional cooling fans. **Features:**

Part Number	Panel Height	Overall Dim's (mm)		
		H	W	D
SWCC1901021BK2	6U	384 (15.1")	600 (23.6")	550 (21.7")
SWCC1901521BK2	9U	518 (20.4")	600 (23.6")	550 (21.7")
SWCC1902121BK2	12U	651 (25.6")	600 (23.6")	550 (21.7")
SWCC1902621BK2	15U	784 (30.9")	600 (23.6")	550 (21.7")
SWCC1903121BK2	18U	918 (36.1")	600 (23.6")	550 (21.7")

Note: Usable depth = 414mm (16.2")

For side panel lock mechanism, use Part No. SWCCLOC

- Sturdy 16 gauge steel frame with static load capacity of 60kg (130lbs.)
- Ventilation slots front and side
- Optional fans can be added into top cutouts
- Hinged cabinet body can open 120 degrees
- Wall mount section has cable access panels top and bottom
- 2 pair of L-shape painted mounting rails - square hole design, includes 20 screws and push-in nuts, and rail depth can adjust in 25mm increments
- Glass door provides full view of equipment with full 180 degree opening, can be easily removed and hinged in either direction, and complete with lock and key
- Pair of solid side panels are removable
- Provides standard 19" rack mounting
- Overall depth of 550mm (21.6") includes 100mm (3.9") deep wall mount section and 450mm (17.7") deep hinged cabinet body
- High quality, light textured powder coat finish (black)

## SWC Series - Swing-out Wall-mount Cabinet



### Features:

- 19" rack mount
- 3 hinged sections with quick release latches
- Includes one pair of infinitely adjustable - combination rack mount rails, on EIA universal spacing (5/8" - 5/8" - 1/2") - drilled & tapped for 10-32 screws
- Choice of two depths, 11" or 20" deep
- Ventilated center section
- Lockable, smoked plexi front door
- Doors can be reversed hinged (by removing both doors and rotating mid section)
- Lockable, rear wall mount section with keyhole wall mounting
- Cable access knockouts top and bottom
- Heavy duty 14 gauge steel construction
- 100 lb. weight load capacity
- Powder paint textured black finish

Part #	Depth of Center Section (Inches)	Panel Height		Overall Dimensions (Inches)		
		Inches	Units	Height	Width	Depth
SWC192211BK1	11	22.75	13	26	21.38	17.63
SWC193511BK1	11	35	20	38.25	21.38	17.63
SWC194911BK1	11	49	28	52.25	21.38	17.63
SWC192220BK1	20	22.75	13	26	21.38	26.63
SWC193520BK1	20	35	20	38.25	21.38	26.63
SWC194920BK1	20	49	28	52.25	21.38	26.63



## DC100 Series - Server Cabinet Assembly



### Features:

- EIA-310-D Compliant
- 4 x 19" Mounting Rails (12 gauge, universal square-hole, zinc plated)
- Enhanced Locking Door Handles
- Front perforated door with 65% airflow
- Split rear perforated doors with 65% airflow
- 2-point locking system (front and back doors)
- Grounding studs on frame, side panels, top and doors
- Top has 2 round/1 rectangle cable egress (cw/solid filler panels)
- Open bottom to allow raised tile floor cable and air access
- Removable rear gland plate for floor-level cable entry
- Premium black textured (powder) paint
- 1 x Vertical cable management tray included
- 4 x Leveling feet and recessed heavy-duty casters included
- Load capacity 2000 lbs
- Ships on standard pallet

Part #	Panel Height		Overall Dimensions			
	Inches	Units	Width	Depth	Height w/ casters	Weight lbs.
DC1004242	73.5	42	24	42	80.6	205
DC1004224	42	24	24	42	49.1	210

### DC1004242 (42U) Specific Features:

- 42U spaces
- Side Panels sold separately (Part #: DC100SP4242)
- Top includes removable 14 gauge vented panel insert
- Overall height of under 81" (rolls through 7' doorways)

### DC1004224 (24U) Specific Features:

- 24U spaces
- Side Panels included
- Top includes removable 14 gauge solid panel insert
- Overall height of 49.1"



## DC200 Series - Server Cabinet Assembly



### Features:

- Sturdy cold-rolled steel frame
- Provides standard 19" rack mounting
- High quality, light textured powder coat finish (black)
- 14 gauge steel
- Fits through standard door openings
- Available in sizes shown only
- Cable access - top (2 x 4" dia) and bottom (8"x12" opening)
- 2 pair of L-shape, painted mounting rails with "U" space markings - square hole design, includes 40 screws and push-in nuts, and rail depth can adjust in 25mm increments
- Perforated front/rear doors provide excellent ventilation featuring swing handles complete with locks and keys
  - Front door has attractive 4 point latch, curved and ribbed surface for added stability, and can be easily removed and hinged in either direction
  - Rear features split doors making access easier in tight spaces
- Pair of solid side panels are removable and include stiffeners to support the full depth
- 4 casters and 4 leveling feet (casters add approx 2.5" to overall height)

Part Number	Panel Height		Overall Dim's (mm)		
	Inches	Units	H	W	D
DC2004242	73.5"	42	1997 (78.6")	600 (23.6")	1100 (43.3")
DC2004224	42"	24	1197 (47.1")	600 (23.6")	1100 (43.3")

Note: For mounting Hammond vertical outlet strips use Part No. DC2PBCLP

## Contempra-3 (C3) - Rapid Rack - NEMA 12 (oil and dust tight) - Rack Cabinets



### C3RR197031BK1 (40U) Specific Features:

Includes the following items pre-installed...

- 40U, 23" wide, 31.5" deep frame
- Solid side panels, pre installed
- Front and back surface mount solid doors, pre installed
- Solid bottom plate, pre installed
- Four corner eye bolt support, pre installed

### C3RR197831BK1 (45U) Specific Features:

Includes the following items pre-installed...

- 45U, 23" wide, 31.5" deep frame
- Solid side panels, pre installed
- Front and back surface mount solid doors, pre installed
- Solid bottom plate, pre installed
- Four corner eye bolt support, pre installed

### Features:

- NEMA 12 rated - ideal for use in harsh factory floor situations
- Oil resistant gaskets are permanently secured on all openings
- Heavy duty - 14 gauge welded rack (1,500 lb even load rating)
- Frame ships with reinforced lifting eyes
- Finished in a rugged, black textured powder paint
- CSA, UL Approvals



Part #	Panel Height		Overall Dimensions			
	Inches	Units	A	B	C	H
C3RR197031BK1	70	40	77.31	23	23.63	70.06
C3RR197831BK1	78.75	45	86.06	23	31.5	78.81

Note: Product not stocked. Standard lead times apply.

## Contempra-4 (C4) Series Rack Cabinet System



The C4 Rack Cabinet Series provides users with maximum flexibility:

- Standard C4 assemblies provide easy-ordering for common applications
- Mix and match standard C4 components
- Contact Hammond for special colours, sizes or other modifications

The C4 features a fully-welded 14-gauge steel frame with heavy-duty struts contributing to a weight-load rating of 2000lbs. With an available depth of up to 42", the C4 series can support deep server dimensions while providing ample space for cable management.

**C4 Base Frame** - 4 leveling feet are included with support for optional recessed casters. Grounding studs provided on frame as well as side panels, top and doors.

**Cable Management** - The 30" wide C4 has generous cabling space, four (3.5" wide) cable entry holes on the top, support for up to four optional 4"-deep vertical cable managers, and an open base for easy cable access from raised-tile sub-floors.

**Door Flexibility** - Available options include solid, Plexiglas and perforated versions. Perforated doors are offered in both single and split door designs. Split doors can save valuable working space when accessing the back of the cabinet.

**Thermal Performance** - Perforated doors for both front and back of the cabinet are suggested for most server applications. The C4 cabinet frame features an open-top design supporting optional solid and vented top panels, as well as a selection of fan tops capable of up to 550cfm. Cabinets come standard with an open base design to allow for cable entry and cold-air supply in raised-tile-floor installations. See page 11 for a selection of C4 fan tops, trays and blowers.

**Seismic Ready** - The structural integrity of the standard C4 frame design meets Seismic UBC Zone-4 certification.

**Server-Friendly Universal Square-Hole Panel Rails** - EIA-compliant square-hole design feature U-markings. Infinite-depth setting using C-channel struts. Zinc-plated for superior grounding. The 30" wide C4 rails have cable-tie support and pass-through holes

**Vertical Cable Managers** - Trays are available for both 24" and 30"-Wide cabinets. The 30" wide compatible versions feature magnetic-latching doors, and 3.5" wide x 4" deep cable space.

### Build Your Own C4 Rack Cabinet Assembly (see page 9)

Hammond Manufacturing gives you the choice to either order a C4 cabinet in a convenient Preassembled package (below) or to order each component separately to build the cabinet solution you need. All C4 cabinet components (and many accessories) are finished in black, textured powder paint. If you require a cabinet with dimensions or colours different from what is shown here, Hammond can easily modify to suit your needs. Please contact your local Hammond sales representative for more information on this service.



### C4 30" Wide Preassembled (Rapid-Rack) Datacom/LAN Packages

Includes the following items pre-installed...

- 44U, 30" wide, 31.5", 36" or 42" Deep Frame (C4F307731BK1, C4F307736BK1 or C4F307742BK1)
- Zinc-plated Universal Square Hole Mounting Rails (2 pair - C4PR77SZPL) pre-installed
- Solid Side Panels (C4SP7731BK1, C4SP7736BK1, C4SP7742BK1) pre-installed
- Perf door (standard type - C4DF3077VBK1) pre-installed
- Plexi door (standard type - C4DF3077PBK1) pre-installed
- 25 x 10-32 cage nuts (1421CNA25)



Part #	Panel Height		Overall Dimensions				Shipping Weight
	Inches	Units	A	B	C	D	
C4RR307731DBK1	77	44	30	31.5	24.06	14	390
C4RR307736DBK1	77	44	30	36	24.06	22.75	400
C4RR307742DBK1	77	44	30	42	24.06	27.25	410

### C4 30" Wide Preassembled (Rapid-Rack) Server Packages

Includes the following items pre-installed...

- 44U, 30" wide, 36" or 42" Deep Frame (C4F307742BK1 or C4F307736BK1)
- Zinc-plated Universal Square Hole Mounting Rails (2 pair - C4PR77SZPL) pre-installed
- Solid Side Panels (C4SP7742BK1 or C4SP7736BK1) pre-installed
- Fan top with (1) fan (DNMF100AC115) and fan cord pre-installed
- Vertical Cable Managers (C4VCM77BK1 x 2) pre-installed in cabinet
- Front perf door (standard type - C4DF3077VBK1) pre-installed
- Rear Split perf doors (standard type - C4BD3077VBK1) pre-installed
- 12 Outlet Vertical Power Strip - (1588T12A1BK) pre-installed
- 25 x 10-32 cage nuts (1421CNA25)



Part #	Description	Overall Width	Overall Height	Overall Depth	Shipping Weight
C4RR307736SBK1	C4 Pre-Assembled System	30"	83.5"	36"	390
C4RR307742SBK1	C4 Pre-Assembled System	30"	83.5"	42"	415

**Hammond offers other pre-assembled rack cabinet packages including the C4 24" Wide Server Cabinet, not listed in this brochure. Please contact us for more information.**

Design and Specifications are subject to change without notice.

## Contempra-4 (C4) Series Rack Cabinet System

Step	Image	Choose Frame Dimension	24" Width Cabinets			30" Wide Cabinet		
			24U 48.5" Overall Ht.	42U 79.3" Overall Ht.	44U 83.5" Overall Ht.			
Step 1		C4 Frame	31" deep <input type="checkbox"/> C4F244231BK1	36" deep <input type="checkbox"/> C4F244236BK1	42" deep <input type="checkbox"/> C4F244242BK1	<input type="checkbox"/> C4F247331BK1 <input type="checkbox"/> C4F247336BK1 <input type="checkbox"/> C4F247342BK1	<input type="checkbox"/> C4F307731BK1 <input type="checkbox"/> C4F307736BK1 <input type="checkbox"/> C4F307742BK1	
Step 2		Add Side Panels	Solid Side Panels (Pair)	31" deep <input type="checkbox"/> C4SP4231SBK1	36" deep <input type="checkbox"/> C4SP4236SBK1	42" deep <input type="checkbox"/> C4SP4242SBK1	<input type="checkbox"/> C4SP7331SBK1 <input type="checkbox"/> C4SP7336SBK1 <input type="checkbox"/> C4SP7342SBK1	<input type="checkbox"/> C4SP7731SBK1 <input type="checkbox"/> C4SP7736SBK1 <input type="checkbox"/> C4SP7742SBK1
			Vented Side Panels (Pair)	31" deep <input type="checkbox"/> C4SP4231VBK1	36" deep <input type="checkbox"/> C4SP4236VBK1	42" deep <input type="checkbox"/> C4SP4242VBK1	<input type="checkbox"/> C4SP7331VBK1 <input type="checkbox"/> C4SP7336VBK1 <input type="checkbox"/> C4SP7342VBK1	<input type="checkbox"/> C4SP7731VBK1 <input type="checkbox"/> C4SP7736VBK1 <input type="checkbox"/> C4SP7742VBK1
Step 3		Add Doors	Solid Door <input type="checkbox"/> C4DF2442SBK1	Plexiglass Door <input type="checkbox"/> C4DF2442PBK1	Perforated Door 51% F. A. R. <input type="checkbox"/> C4DF2442VBK1	Perforated Split Doors 51% F. A. R. (Pair) <input type="checkbox"/> C4BD2442VBK1	<input type="checkbox"/> C4DF2473SBK1 <input type="checkbox"/> C4DF2473PBK1 <input type="checkbox"/> C4DF2473VBK1	<input type="checkbox"/> C4DF3077SBK1 <input type="checkbox"/> C4DF3077PBK1 <input type="checkbox"/> C4DF3077VBK1
Step 4		Add Mounting Rails (includes 25 Cage Nuts)	Standard Rails (Pair)	<input type="checkbox"/> C4PR2442SZPL	<input type="checkbox"/> C4PR2473SZPL	n/a	<input type="checkbox"/> C4PR3077SZPL	n/a
			Extra Wide Rails (Pair)	n/a	n/a	<input type="checkbox"/> C4PR77SZPL	n/a	
Step 5		Add Top Panel	Solid Top Panel	31" deep <input type="checkbox"/> C2T1923SBK1	36" deep <input type="checkbox"/> C2T1931SBK1	42" deep <input type="checkbox"/> C2T1936SBK1	<input type="checkbox"/> C2T1923SBK1 <input type="checkbox"/> C2T1931SBK1 <input type="checkbox"/> C2T1936SBK1	<input type="checkbox"/> C2T2423SBK1 <input type="checkbox"/> C2T2431SBK1 <input type="checkbox"/> C2T2436SBK1
			Vented Top Panel	31" deep <input type="checkbox"/> C2T1923VBK1	36" deep <input type="checkbox"/> C2T1931VBK1	42" deep <input type="checkbox"/> C2T1936VBK1	<input type="checkbox"/> C2T1923VBK1 <input type="checkbox"/> C2T1931VBK1 <input type="checkbox"/> C2T1936VBK1	<input type="checkbox"/> C2T2423VBK1 <input type="checkbox"/> C2T2431VBK1 <input type="checkbox"/> C2T2436VBK1
Step 6		Add Bottom Panel	Fan Top Panel (4 or 6 holes) - Pre-wired version also available	31" deep <input type="checkbox"/> C2T1923FBK1	36" deep <input type="checkbox"/> C2T1931FBK1	42" deep <input type="checkbox"/> C2T1936FBK1	<input type="checkbox"/> C2T1923FBK1 <input type="checkbox"/> C2T1931FBK1 <input type="checkbox"/> C2T1936FBK1	<input type="checkbox"/> C2T2423FBK1 <input type="checkbox"/> C2T2431FBK1 <input type="checkbox"/> C2T2436FBK1
			Solid Bottom Panel	31" deep <input type="checkbox"/> C4B2431SBK1	36" deep <input type="checkbox"/> C4B2436SBK1	42" deep <input type="checkbox"/> C4B2442SBK1	<input type="checkbox"/> C4B2431SBK1 <input type="checkbox"/> C4B2436SBK1 <input type="checkbox"/> C4B2442SBK1	<input type="checkbox"/> C4B3031SBK1 <input type="checkbox"/> C4B3036SBK1 <input type="checkbox"/> C4B3042SBK1
Step 7		Add Vertical Cable Management	Vertical Open Tray (each)	<input type="checkbox"/> VCT42	<input type="checkbox"/> VCT73	<input type="checkbox"/> VCT78	<input type="checkbox"/> VCT42	<input type="checkbox"/> VCT73
			Vertical Cable Manager w/Door (each)	<input type="checkbox"/> C4VCM42BK1	<input type="checkbox"/> C4VCM73BK1	<input type="checkbox"/> C4VCM77BK1	<input type="checkbox"/> C4VCM42BK1	<input type="checkbox"/> C4VCM73BK1
Step 8		Add Miscellaneous Hardware	Casters (Set of 4) 1000lb capacity <input type="checkbox"/> 1425BH	Baying Kit <input type="checkbox"/> CGH01	10-32 Black Screws w/washers (25 pack) <input type="checkbox"/> 1421ABK25	10-32 Cage Nuts (25 pack) <input type="checkbox"/> 1421CNA25	Seismic Bolt-Down Kit <input type="checkbox"/> C4K-Z4	<input type="checkbox"/> 1425BH <input type="checkbox"/> CGH01 <input type="checkbox"/> 1421ABK25 <input type="checkbox"/> 1421CNA25 <input type="checkbox"/> C4K-Z4
Step 9	ADD ACCESSORIES		ADD ACCESSORIES			ADD ACCESSORIES		
								
	SEE PAGE 10		SEE PAGE 11			SEE PAGE 12		

## Rack Shelves and Drawers

### Shelves (2-Post Mounting):

Part Number	Description	Units	Depth	Rated
RASU190115BK1	Cantilever Solid Shelf	1U	15"	40lbs
RASU190120BK1	Cantilever Solid Shelf	1U	20"	40lbs
RASU190315BK1	Cantilever Solid Shelf	2U	15"	100lbs
RASU190320BK1	Cantilever Solid Shelf	2U	20"	100lbs
RASU190515BK1	Cantilever Solid Shelf	3U	15"	200lbs*
RASU190520BK1	Cantilever Solid Shelf	3U	20"	200lbs*
RASU190715BK1	Cantilever Solid Shelf	4U	15"	200lbs*
RASU190720BK1	Cantilever Solid Shelf	4U	20"	200lbs*
RASV190115BK1	Cantilever Vented Shelf	1U	15"	40lbs
RASV190120BK1	Cantilever Vented Shelf	1U	20"	40lbs
RASV190315BK1	Cantilever Vented Shelf	2U	15"	100lbs
RASV190320BK1	Cantilever Vented Shelf	2U	20"	100lbs
RASV190515BK1	Cantilever Vented Shelf	3U	15"	200lbs*
RASV190520BK1	Cantilever Vented Shelf	3U	20"	200lbs*
RASV190715BK1	Cantilever Vented Shelf	4U	15"	200lbs*
RASV190720BK1	Cantilever Vented Shelf	4U	20"	200lbs*
DNDMS19BK1	Relay Rack Modem Shelf - Solid	2U	19.5"	200lbs*
DNDMV19BK1	Relay Rack Modem Shelf - Vented	2U	19.5"	200lbs*
DNRMA1916BK1	Cantilever Adjustable Shelf	3U	16"	275lbs*
DNRMA1920BK1	Cantilever Adjustable Shelf	3U	20"	275lbs*
DNRMU19BK1	Dual-Channel Solid Shelf	3U	19"	300lbs*
DNRMU1924BK1	Dual-Channel Solid Shelf	3U	24"	300lbs*
DNRMV19BK1	Dual-Channel Vented Shelf	3U	19"	300lbs*
DNRMV1924BK1	Dual-Channel Vented Shelf	3U	24"	300lbs*
DNRMM19BK1	Dual-Channel Monitor Shelf w/ storage	3U	19"	300lbs*
RKBM19BK1	Cantilever Keyboard/Monitor Shelf	3U	15"	160lbs

### Shelves (4-Post Mounting):

Part Number	Description	Units	Surface Depth	Mounting Depth	Rated
RSVS1918BK1	Sliding Shelf - Vented	1U	18"	20"	120lbs
RSVS1921BK1	Sliding Shelf - Vented	1U	21"	22"	120lbs
RSVS1926BK1	Sliding Shelf - Vented	1U	26"	28"	120lbs
RSVS1931BK1	Sliding Shelf - Vented	1U	31"	30"	120lbs
RSUS1918BK1	Sliding Shelf - Solid	1U	18"	20"	120lbs
RSUS1921BK1	Sliding Shelf - Solid	1U	21"	22"	120lbs
RSUS1926BK1	Sliding Shelf - Solid	1U	26"	28"	120lbs
RSUS1931BK1	Sliding Shelf - Solid	1U	31"	30"	120lbs
RSLIDEEX	Bracket Upgrade - Increase RSVS/US Mounting-Depth by 14"				
RMASU1925BK1	Adj. Depth Shelf - Solid	1U	25"	25" - 35"	75lbs
RMASU1930BK1	Adj. Depth Shelf - Solid	1U	30"	30" - 40"	75lbs
RMASV1925BK1	Adj. Depth Shelf - Vented	1U	25"	25" - 35"	75lbs
RMASV1930BK1	Adj. Depth Shelf - Vented	1U	30"	30" - 40"	75lbs
RMASHD1925BK1	Adj. Depth Shelf - Vented	2U	25"	25" - 35"	200lbs*

### Storage Drawers (4-Post Mounting Only):

Part Number	Description	Units	Surface Depth	Mounting Depth	Rated
RDRW1900322BK1	Locking Drawer	2U	22"	24"	120lbs
RDRW1900522BK1	Locking Drawer	3U	22"	24"	120lbs
RDRW1900722BK1	Locking Drawer	4U	22"	24"	120lbs
RDRW1900822BK1	Locking Drawer	5U	22"	24"	120lbs
RDRW1901222BK1	Locking Drawer	7U	22"	24"	120lbs

These are our most popular drawer sizes. 12" and 16" deep models are also available. Please visit our website for more information.

### 3 in 1 Shelf (2 or 4 Post Mounting):

Part Number	Description	Units	Surface Depth	Mounting Depth	Rated
RMS193BK1	Keyboard Shelf Drawer	3U	18.75"	18.3"	not rated



**Remember to request your mounting hardware!**

Size options include: 10-32, 12-24 and metric.



\* Heavy Duty



Some accessories can be modified

## Cable Managers

### Vertical Cable Managers with Door

- Magnetic Latching Door
- Integrated Cable Ties
- 3.5" Wide x 4" Deep
- Exclusively compatible with the C4



For Sizing Table see Page 9, Step 7

### Vertical Cable Trays

- Available to support all matching C4 heights
- Integrated Cable Ties



Part Number	Description	Units	Overall Height	Overall Depth
PCMDD19001BK1	Hinged Horizontal Cable Manager	1U	1.75"	2.5"
PCMDD19003BK1	Hinged Horizontal Cable Manager	2U	3.5"	2.5"
PCMDD19005BK1	Hinged Horizontal Cable Manager	3U	5.25"	2.5"
PCMDS19001BK1	Hinged Finger Panel	1U	1.75"	3"
PCMDS19003BK1	Hinged Finger Panel	2U	3.5"	3"
PCMDS19005BK1	Hinged Finger Panel	3U	5.25"	3"
PCMBS19001BK1	Steel Ring Panel	1U	1.75"	-
PCMBS19003BK1	Steel Ring Panel	2U	3.5"	-
PCMBS23001BK1	Steel Ring Panel	1U	1.75"	-
PCMBS23003BK1	Steel Ring Panel	2U	3.5"	-
DNCE19BK1	Cable Access Panel	2U	3.5"	-
PCMBV19001BK1	Velcro Strap Panel	1U	1.75"	-
CMRBK1	Single Cable Ring - 1.25" Wide	1U	1.75"	3.5"
CMR3BK1	Single Cable Ring - 1.25" Wide	2U	3.5"	3.5"
PCMT19003BK1	Rack Panel Mount Trough	2U	3.5"	-
CGUIDE	Hinged Cable Guide w/tie straps	2U	3.5"	-
CMSTRAP5	5 Velcro Straps - Supports Max. 3.5" diameter bundles			

## Cooling Accessories


### Rack Fan Trays




- 1U 19" Rack Mount Fan Trays
- Ideal solution for hot spots
- Integral finger guards
- Circuit breaker protection
- Black powder paint finish

Part Number	Description	Max Mounting Depth
FT300TA1BK	3-Fan,300CFM, Pilot Light	Unlimited
FT600TA1BK	6-Fan,600CFM, Pilot Light	19.2"
FT900TA1BK	9-Fan,900CFM, Pilot Light	24.7"
FT300HA1BK	3-Fan,300CFM, ON/OFF Switch	Unlimited
FT600HA1BK	6-Fan,600CFM, ON/OFF Switch	19.2"
FT900HA1BK	9-Fan,900CFM, ON/OFF Switch	24.7"

### C4 Pre-Wired Fan Tops

Fan Top w/4 x 4.7" fans (420 CFM)	24"-Wide C4	30"-Wide C4
	24" Deep C4 C2T1923F4BK1	C2T2423F4BK1
	31" Deep C4 C2T1923F4BK1	C2T2423F4BK1
	36" Deep C4 C2T1931F4BK1	C2T2431F4BK1
	42" Deep C4 C2T1936F4BK1	C2T2436F4BK1

Fan Top w/1 x 10" fan (550 CFM)	24"-Wide C4	30"-Wide C4
	24" Deep C4 C2T1923F10BK1	C2T2423F10BK1
	31" Deep C4 C2T1923F10BK1	C2T2423F10BK1
	36" Deep C4 C2T1931F10BK1	C2T2431F10BK1
	42" Deep C4 C2T1936F10BK1	C2T2436F10BK1



### Fan Top Components

- For use with cabinet fan tops

Part#	Description
DNMF100AC115	4.7" Fan - 105CFM
DNFG	Fan Guard
DNFDC2P	Daisy Chain 2-Fan Cord - Lead Length 24"
DNFC48P	Single Fan Cord - Lead Length 48"

### Fan Panel Assembly



- 3U 19" Rack Mount Fan Panel
- Can mount on rear rack rails
- Target hot-spots
- Integral finger guards
- 210 CFM total
- Includes 24" power cable
- Black powder coated

Part #	Description
PPGFPPA	Fan Grill Panel, 3U spaces, 2 x 4.7" fans, power cable

### Rack Cabinet Intake Blowers



- Each unit contains a quadruplex centrifugal blower, powered by a single precision ball-bearing motor
- Air delivery from more than 50% of their 17" width
- Air intake only, to pressurize the rack with filtered air
- 115 VAC, 60 Hz. motor is UL listed, CSA certified, ball bearing type, cooled by incoming air
- Includes permanent filter
- Comes with 6' cord

Part #	Free Flow Air Delivery (CFM)	Panel Height	
		Inches	Units
HB2160A	160	3.50	2
HB3250A	300	5.25	3
HB4500A	470	7.00	4



### Thermostat

- Controls fan trays panels & tops
- Adjustable range 30-140 °F (0-60 °C)
- Normally-Open Switch (cooling applications)
- Switching capacity of 15A (120VAC)
- Available in Fahrenheit or Celsius

Part#	Description
SKT011419NO	Thermostat (Fahrenheit Scale)
SKT011419NO-C	Thermostat (Celsius Scale)



### Steel Baffle Panel

Rear sloping baffle can help direct air out of a cabinet in a natural-convection application.

Part#	Description
PVBB19001BK2	Baffle Panel (1U)



### Perforated Steel Blanking Panels

Can be used in natural-convection applications, where a device must be secure while providing ventilation.

Part Number	Description
PPFS19001BK2	Steel Perf Blanking Panel (1U)
PPFS19003BK2	Steel Perf Blanking Panel (2U)
PPFS19005BK2	Steel Perf Blanking Panel (3U)



### Standard Steel Blanking Panels

Blanking panels can be installed in unused rack unit spaces within a cabinet to improve both cooling efficiency and system esthetics.

Part Number	Description
PBPS19001BK2	Steel Blanking Panel (1U)
PBPS19003BK2	Steel Blanking Panel (2U)
PBPS19005BK2	Steel Blanking Panel (3U)



### Formed Steel Blanking Panels

Angled edging for greater rigidity

Part Number	Description
PBFS19001BK2	Formed Steel Blanking Panel (1U)
PBFS19003BK2	Formed Steel Blanking Panel (2U)
PBFS19005BK2	Formed Steel Blanking Panel (3U)



Some accessories can be modified

### NEMA-12 C3 Cabinets (see page 7) with Cooling Solutions




Hammond specializes in cabinet solutions designed for factory environments under NEMA-12 (oil and dust tight) specification, and where cabinet air-conditioning systems may also be required.

If your project demands superior protection against oil, dirt, dust, lint, and liquids, contact your Hammond sales representative today!

Please visit our web site for more information:

## Horizontal Rack Mount Outlet Strips




**For additional power distribution products and accessories, see our PB-09 Outlet Strips and Line Transformers Catalog.**

### 15 Amp Outlet Strips

with FRONT-Mounted Receptacles

CSA certified, Standards C22.2 (No. 21-95, No. 42-99 and No. 8-M1986)  
UL recognized, Standards UL1363, UL1449 and UL1283 - file # E166039



Part Number	# of Outlets on Front	Power Indication		Surge Protection	Cord Length	Plug Type	Amp Rating	Colour
		Lighted On/Off Switch	Pilot Light Only					
1582H6A1BK	6	Yes	-	No	6'	Straight	15 Amp	Black
1582H6B1BK	6	Yes	-	No	15'	Straight	15 Amp	Black
1582H6C1BK	6	Yes	-	No	6'	Twist-Lock	15 Amp	Black
1582H6D1BK	6	Yes	-	No	15'	Twist-Lock	15 Amp	Black
1582H8A1BK	8	Yes	-	No	6'	Straight	15 Amp	Black
1582H8B1BK	8	Yes	-	No	15'	Straight	15 Amp	Black
1582H8C1BK	8	Yes	-	No	6'	Twist-Lock	15 Amp	Black
1582H8D1BK	8	Yes	-	No	15'	Twist-Lock	15 Amp	Black
1582T6A1BK	6	-	Yes	No	6'	Straight	15 Amp	Black
1582T6B1BK	6	-	Yes	No	15'	Straight	15 Amp	Black
1582T6C1BK	6	-	Yes	No	6'	Twist-Lock	15 Amp	Black
1582T6D1BK	6	-	Yes	No	15'	Twist-Lock	15 Amp	Black
1582T8A1BK	8	-	Yes	No	6'	Straight	15 Amp	Black
1582T8B1BK	8	-	Yes	No	15'	Straight	15 Amp	Black
1582T8C1BK	8	-	Yes	No	6'	Twist-Lock	15 Amp	Black
1582T8D1BK	8	-	Yes	No	15'	Twist-Lock	15 Amp	Black
1582H6A1SBK	6	Yes	-	YES	6'	Straight	15 Amp	Black
1582H6B1SBK	6	Yes	-	YES	15'	Straight	15 Amp	Black
1582H6C1SBK	6	Yes	-	YES	6'	Twist-Lock	15 Amp	Black
1582H6D1SBK	6	Yes	-	YES	15'	Twist-Lock	15 Amp	Black


### Plug Types



### 15 Amp Outlet Strips

with REAR-Mounted Receptacles

CSA certified, Standards C22.2 (No. 21-95, No. 42-99 and No. 8-M1986)  
UL recognized, Standards UL1363, UL1449 and UL1283 - file # E166039




Part Number	# of Outlets on Rear	Power Indication		Surge Protection	Cord Length	Plug Type	Amp Rating	Colour
		Lighted On/Off Switch	Pilot Light Only					
1583H6A1BK	6	Yes	-	No	6'	Straight	15 Amp	Black
1583H6B1BK	6	Yes	-	No	15'	Straight	15 Amp	Black
1583H6C1BK	6	Yes	-	No	6'	Twist-Lock	15 Amp	Black
1583H6D1BK	6	Yes	-	No	15'	Twist-Lock	15 Amp	Black
1583H8A1BK	8	Yes	-	No	6'	Straight	15 Amp	Black
1583H8B1BK	8	Yes	-	No	15'	Straight	15 Amp	Black
1583H8C1BK	8	Yes	-	No	6'	Twist-Lock	15 Amp	Black
1583H8D1BK	8	Yes	-	No	15'	Twist-Lock	15 Amp	Black
1583T6A1BK	6	-	Yes	No	6'	Straight	15 Amp	Black
1583T6B1BK	6	-	Yes	No	15'	Straight	15 Amp	Black
1583T6C1BK	6	-	Yes	No	6'	Twist-Lock	15 Amp	Black
1583T6D1BK	6	-	Yes	No	15'	Twist-Lock	15 Amp	Black
1583T8A1BK	8	-	Yes	No	6'	Straight	15 Amp	Black
1583T8B1BK	8	-	Yes	No	15'	Straight	15 Amp	Black
1583T8C1BK	8	-	Yes	No	6'	Twist-Lock	15 Amp	Black
1583T8D1BK	8	-	Yes	No	15'	Twist-Lock	15 Amp	Black
1583H6A1SBK	6	Yes	-	YES	6'	Straight	15 Amp	Black
1583H6B1SBK	6	Yes	-	YES	15'	Straight	15 Amp	Black
1583H6C1SBK	6	Yes	-	YES	6'	Twist-Lock	15 Amp	Black
1583H6D1SBK	6	Yes	-	YES	15'	Twist-Lock	15 Amp	Black

### 15 Amp Outlet Strips

with FRONT AND REAR-Mounted Receptacles

CSA certified, Standards C22.2 (No. 21-95, No. 42-99 and No. 8-M1986)  
UL recognized, Standards UL1363, UL1449 and UL1283 - file # E166039




Part Number	# of Outlets Front + Rear	Power Indication		Surge Protection	Cord Length	Plug Type	Amp Rating	Colour
		Lighted On/Off Switch	Pilot Light Only					
1583H6A1BKX	2+4	Yes	-	No	6'	Straight	15 Amp	Black
1583H6B1BKX	2+4	Yes	-	No	15'	Straight	15 Amp	Black
1583H6C1BKX	2+4	Yes	-	No	6'	Twist-Lock	15 Amp	Black
1583H6D1BKX	2+4	Yes	-	No	15'	Twist-Lock	15 Amp	Black
1583T6A1BKX	2+4	-	Yes	No	6'	Straight	15 Amp	Black
1583T6B1BKX	2+4	-	Yes	No	15'	Straight	15 Amp	Black
1583T6C1BKX	2+4	-	Yes	No	6'	Twist-Lock	15 Amp	Black
1583T6D1BKX	2+4	-	Yes	No	15'	Twist-Lock	15 Amp	Black
1583H12A1BKX	6+6	Yes	-	No	6'	Straight	15 Amp	Black
1583H12B1BKX	6+6	Yes	-	No	15'	Straight	15 Amp	Black
1583H12C1BKX	6+6	Yes	-	No	6'	Twist-Lock	15 Amp	Black
1583H12D1BKX	6+6	Yes	-	No	15'	Twist-Lock	15 Amp	Black
1583T12A1BKX	6+6	-	Yes	Yes	6'	Straight	15 Amp	Black
1583T12B1BKX	6+6	-	Yes	Yes	15'	Straight	15 Amp	Black
1583T12C1BKX	6+6	-	Yes	Yes	6'	Twist-Lock	15 Amp	Black
1583T12D1BKX	6+6	-	Yes	Yes	15'	Twist-Lock	15 Amp	Black

### 15 Amp Outlet Strips

with 90 Degree Offset Receptacles


CSA certified, Standards C22.2 (No. 21-95, No. 42-99 and No. 8-M1986)  
UL recognized, Standards UL1363, UL1449 and UL1283 - file # E166039



Part Number	# of Outlets Front + Rear	Power Indication		Surge Protection	Cord Length	Plug Type	Amp Rating	Colour
		Lighted On/Off Switch	Pilot Light Only					
1582H6A1BKRA	6+0	Yes	-	No	6'	Straight	15 Amp	Black
1582H6B1BKRA	6+0	Yes	-	No	15'	Straight	15 Amp	Black
1582H6C1BKRA	6+0	Yes	-	No	6'	Twist-Lock	15 Amp	Black
1582H6D1BKRA	6+0	Yes	-	No	15'	Twist-Lock	15 Amp	Black
1582T6A1BKRA	6+0	-	Yes	No	6'	Straight	15 Amp	Black
1582T6B1BKRA	6+0	-	Yes	No	15'	Straight	15 Amp	Black
1582T6C1BKRA	6+0	-	Yes	No	6'	Twist-Lock	15 Amp	Black
1582T6D1BKRA	6+0	-	Yes	No	15'	Twist-Lock	15 Amp	Black
1583H6A1BKRA	0+6	Yes	-	No	6'	Straight	15 Amp	Black
1583H6B1BKRA	0+6	Yes	-	No	15'	Straight	15 Amp	Black
1583H6C1BKRA	0+6	Yes	-	No	6'	Twist-Lock	15 Amp	Black
1583H6D1BKRA	0+6	Yes	-	No	15'	Twist-Lock	15 Amp	Black
1583T6A1BKRA	0+6	-	Yes	No	6'	Straight	15 Amp	Black
1583T6B1BKRA	0+6	-	Yes	No	15'	Straight	15 Amp	Black
1583T6C1BKRA	0+6	-	Yes	No	6'	Twist-Lock	15 Amp	Black
1583T6D1BKRA	0+6	-	Yes	No	15'	Twist-Lock	15 Amp	Black

### 20-Amp Outlet Strips with

FRONT OR REAR-Mounted Receptacles



Part Number	# of Outlets Front + Rear	Power Indication		Surge Protection	Cord Length	Plug Type	Amp Rating	Colour
		Lighted On/Off Switch	Pilot Light Only					
1589H6C1BKRF	6+0	Yes	-	No	6'	Straight	20 Amp	Black
1589H6D1BKRF	6+0	Yes	-	No	15'	Straight	20 Amp	Black
1589H6F1BKRF	6+0	Yes	-	No	6'	Twist-Lock	20 Amp	Black
1589H6G1BKRF	6+0	Yes	-	No	15'	Twist-Lock	20 Amp	Black
1589T6C1BKRF	6+0	-	Yes	No	6'	Straight	20 Amp	Black
1589T6D1BKRF	6+0	-	Yes	No	15'	Straight	20 Amp	Black
1589T6F1BKRF	6+0	-	Yes	No	6'	Twist-Lock	20 Amp	Black
1589T6G1BKRF	6+0	-	Yes	No	15'	Twist-Lock	20 Amp	Black
1589H6C1BKRR	0+6	Yes	-	No	6'	Straight	20 Amp	Black
1589H6B1BKRR	0+6	Yes	-	No	15'	Straight	20 Amp	Black
1589H6F1BKRR	0+6	Yes	-	No	6'	Twist-Lock	20 Amp	Black
1589H6G1BKRR	0+6	Yes	-	No	15'	Twist-Lock	20 Amp	Black
1589T6C1BKRR	0+6	-	Yes	No	6'	Straight	20 Amp	Black
1589T6D1BKRR	0+6	-	Yes	No	15'	Straight	20 Amp	Black
1589T6F1BKRR	0+6	-	Yes	No	6'	Twist-Lock	20 Amp	Black
1589T6G1BKRR	0+6	-	Yes	No	15'	Twist-Lock	20 Amp	Black

### 15 Amp and 20-Amp Outlet Strips

with built-in AMMETER



- Unit includes easy to read 0.37" high red LED ammeter (1.38" x 0.88" display).
- Ammeter accuracy +/- 0.1 Amps

The 1583 series (15 Amp. version) are cURus recognized to Standard UL1363 - file # E166039.  
The 1589 series (20 Amp. version) are cULus listed to Standard UL1363 - file # E166039.

Part Number	# of Outlets on Rear	On/Off Switch	Pilot Light Only	Surge Protection	Cord Length	Plug Type	Amp Rating	Colour
1583H6B1BKAM	6	Lighted	-	No	15'	Straight	15 Amp	Black
1583T6A1BKAM	6	-	YES	No	6'	Straight	15 Amp	Black
1583T6B1BKAM	6	-	YES	No	15'	Straight	15 Amp	Black
1589H6C1BKRRAM	6	No Light	-	No	6'	Twist-Lock	20 Amp	Black
1589H6D1BKRRAM	6	No Light	-	No	15'	Straight	20 Amp	Black
1589T6C1BKRRAM	6	-	Yes	No	6'	Twist-Lock	20 Amp	Black
1589T6F1BKRRAM	6	-	Yes	No	15'	Straight	20 Amp	Black

All Hammond Power Strips on this page include a 125 VAC circuit breaker, use 1U (1.75") panel space, and are finished in black.



## Vertical Rack Mount Outlet Strips

### 15 Amp Vertical Outlet Strips

Part Number Version w/ Pilot Light	Part Number Version w/ Lighted On/Off Switch	# of Outlets	Strip Length	Surge Protection	Cord Length	Plug Type	Amp Rating	Colour
1585H8A1	1585T8A1	8	48"	No	6'	Straight	15 Amp	Silver
1585H8A1BK	1585T8A1BK	8	48"	No	6'	Straight	15 Amp	Black
1585H8B1	1585T8B1	8	48"	No	15'	Straight	15 Amp	Silver
1585H8B1BK	1585T8B1BK	8	48"	No	15'	Straight	15 Amp	Black
1585H8C1	1585T8C1	8	48"	No	6'	Twist-Lock	15 Amp	Silver
1585H8D1	1585T8D1	8	48"	No	15'	Twist-Lock	15 Amp	Silver
1585H10A1	1585T10A1	10	48"	No	6'	Straight	15 Amp	Silver
1585H10B1	1585T10B1	10	48"	No	15'	Straight	15 Amp	Silver
1585H10C1	1585T10C1	10	48"	No	6'	Twist-Lock	15 Amp	Silver
1585H10D1	1585T10D1	10	48"	No	15'	Twist-Lock	15 Amp	Silver
1585H11A1	1585T11A1	11	48"	No	6'	Straight	15 Amp	Silver
1585H11B1	1585T11B1	11	48"	No	15'	Straight	15 Amp	Silver
1585H11C1	1585T11C1	11	48"	No	6'	Twist-Lock	15 Amp	Silver
1585H11D1	1585T11D1	11	48"	No	15'	Twist-Lock	15 Amp	Silver
1585H15A1	1585T15A1	15	48"	No	6'	Straight	15 Amp	Silver
1585H15B1	1585T15B1	15	48"	No	15'	Straight	15 Amp	Silver
1585H15C1	1585T15C1	15	48"	No	6'	Twist-Lock	15 Amp	Silver
1585H15D1	1585T15D1	15	48"	No	15'	Twist-Lock	15 Amp	Silver
1585H16A1	1585T16A1	16	48"	No	6'	Straight	15 Amp	Silver
1585H16B1	1585T16B1	16	48"	No	15'	Straight	15 Amp	Silver
1585H16C1	1585T16C1	16	48"	No	6'	Twist-Lock	15 Amp	Silver
1585H16D1	1585T16D1	16	48"	No	15'	Twist-Lock	15 Amp	Silver
1586H10A1	1586H10A1	10	60"	No	6'	Straight	15 Amp	Silver
1586H10B1	1586H10B1	10	60"	No	15'	Straight	15 Amp	Silver
1586H10C1	1586H10C1	10	60"	No	6'	Twist-Lock	15 Amp	Silver
1586H10D1	1586H10D1	10	60"	No	15'	Twist-Lock	15 Amp	Silver
1586H12A1	1586H12A1	12	60"	No	6'	Straight	15 Amp	Silver
1586H12A1BK	1586H12A1BK	12	60"	No	6'	Straight	15 Amp	Black
1586H12B1	1586H12B1	12	60"	No	15'	Twist-Lock	15 Amp	Silver
1586H12B1BK	1586H12B1BK	12	60"	No	15'	Twist-Lock	15 Amp	Black
1586H12C1	1586H12C1	12	60"	No	6'	Twist-Lock	15 Amp	Silver
1586H12D1	1586H12D1	12	60"	No	15'	Twist-Lock	15 Amp	Silver
1587H10A1	1587H10A1	10	70"	No	6'	Straight	15 Amp	Silver
1587H10A1BK	1587H10A1BK	10	70"	No	6'	Straight	15 Amp	Black
1587H10B1	1587H10B1	10	70"	No	15'	Straight	15 Amp	Silver
1587H10B1BK	1587H10B1BK	10	70"	No	15'	Straight	15 Amp	Black
1587H10C1	1587H10C1	10	70"	No	6'	Twist-Lock	15 Amp	Silver
1587H10D1	1587H10D1	10	70"	No	15'	Twist-Lock	15 Amp	Silver
1587H11A1	1587H11A1	11	70"	No	6'	Straight	15 Amp	Silver
1587H11B1	1587H11B1	11	70"	No	15'	Straight	15 Amp	Silver
1587H11C1	1587H11C1	11	70"	No	6'	Twist-Lock	15 Amp	Silver
1587H11D1	1587H11D1	11	70"	No	15'	Twist-Lock	15 Amp	Silver
1587H12A1	1587H12A1	12	70"	No	6'	Straight	15 Amp	Silver
1587H12B1	1587H12B1	12	70"	No	15'	Straight	15 Amp	Silver
1587H12C1	1587H12C1	12	70"	No	6'	Twist-Lock	15 Amp	Silver
1587H12D1	1587H12D1	12	70"	No	15'	Twist-Lock	15 Amp	Silver
1587H19A1	1587H19A1	19	70"	No	6'	Straight	15 Amp	Silver
1587H19B1	1587H19B1	19	70"	No	15'	Straight	15 Amp	Silver
1587H19C1	1587H19C1	19	70"	No	6'	Twist-Lock	15 Amp	Silver
1587H19D1	1587H19D1	19	70"	No	15'	Twist-Lock	15 Amp	Silver
1587H24A1	1587H24A1	24	70"	No	6'	Straight	15 Amp	Silver
1587H24B1	1587H24B1	24	70"	No	15'	Straight	15 Amp	Silver
1587H24C1	1587H24C1	24	70"	No	6'	Twist-Lock	15 Amp	Silver
1587H24D1	1587H24D1	24	70"	No	15'	Twist-Lock	15 Amp	Silver
1588H12A1	1588H12A1	12	77"	No	6'	Straight	15 Amp	Silver
1588H12A1BK	1588H12A1BK	12	77"	No	6'	Straight	15 Amp	Black
1588H12B1	1588H12B1	12	77"	No	15'	Straight	15 Amp	Silver
1588H12B1BK	1588H12B1BK	12	77"	No	15'	Straight	15 Amp	Black
1588H12C1	1588H12C1	12	77"	No	6'	Twist-Lock	15 Amp	Silver
1588H12D1	1588H12D1	12	77"	No	15'	Twist-Lock	15 Amp	Silver

### 15 Amp Vertical Outlet Strips with Surge Protection

Part Number Version w/ Pilot Light	Part Number Version w/ Lighted On/Off Switch	# of Outlets	Strip Length	Surge Protection	Cord Length	Plug Type	Amp Rating	Colour
1585T8A1S	1585H8A1S	8	48"	Yes	6'	Straight	15 Amp	Silver
1585T8B1S	1585H8B1S	8	48"	Yes	15'	Straight	15 Amp	Silver
1585T10A1S	1585H10A1S	10	48"	Yes	6'	Straight	15 Amp	Silver
1585T10B1S	1585H10B1S	10	48"	Yes	15'	Straight	15 Amp	Silver
1585T15A1S	1585H15A1S	15	48"	Yes	6'	Straight	15 Amp	Silver
1585T15B1S	1585H15B1S	15	48"	Yes	15'	Straight	15 Amp	Silver
1587T11A1S	1587H11A1S	11	70"	Yes	6'	Straight	15 Amp	Silver
1587T11B1S	1587H11B1S	11	70"	Yes	15'	Straight	15 Amp	Silver
1587T19A1S	1587H19A1S	19	70"	Yes	6'	Straight	15 Amp	Silver
1587T19B1S	1587H19B1S	19	70"	Yes	15'	Straight	15 Amp	Silver
1588T12A1S	1588H12A1S	12	77"	Yes	6'	Straight	15 Amp	Silver
1588T12B1S	1588H12B1S	12	77"	Yes	15'	Straight	15 Amp	Silver

### Surge Specifications

- 12,000 Amp rated MOV's.
- Maximum 36,000 Amps transient current and 780 Joules.
- 400V UL1449 suppressed voltage rating.
- Protection in all 3 AC modes, L-N, N-G and L-G.
- Voltage suppression at the outlet guards against transients from equipment on the power bar.

### 20 Amp Vertical Outlet Strips

Part Number Version w/ Pilot Light	Part Number Version w/ Lighted On/Off Switch	# of Outlets	Strip Length	Surge Protection	Cord Length	Plug Type	Amp Rating	Colour
1589T48C1	1589H48C1	8	48"	No	6'	Twist-Lock	20 Amp	Silver
1589T48D1	1589H48D1	8	48"	No	15'	Twist-Lock	20 Amp	Silver
1589T48F1	1589H48F1	8	48"	No	6'	Straight	20 Amp	Silver
1589T48G1	1589H48G1	8	48"	No	15'	Straight	20 Amp	Silver
1589T48C116	1589H48C116	16	48"	No	6'	Twist-Lock	20 Amp	Silver
1589T48D116	1589H48D116	16	48"	No	15'	Twist-Lock	20 Amp	Silver
1589T48F116	1589H48F116	16	48"	No	6'	Straight	20 Amp	Silver
1589T48G116	1589H48G116	16	48"	No	15'	Straight	20 Amp	Silver
1589T60C1	1589H60C1	10	60"	No	6'	Twist-Lock	20 Amp	Silver
1589T60D1	1589H60D1	10	60"	No	15'	Twist-Lock	20 Amp	Silver
1589T60F1	1589H60F1	10	60"	No	6'	Straight	20 Amp	Silver
1589T60G1	1589H60G1	10	60"	No	15'	Straight	20 Amp	Silver
1589T70C1	1589H70C1	10	70"	No	6'	Twist-Lock	20 Amp	Silver
1589T70D1	1589H70D1	10	70"	No	15'	Twist-Lock	20 Amp	Silver
1589T70F1	1589H70F1	10	70"	No	6'	Straight	20 Amp	Silver
1589T70G1	1589H70G1	10	70"	No	15'	Straight	20 Amp	Silver
1589T70C124	1589H70C124	24	70"	No	6'	Twist-Lock	20 Amp	Silver
1589T70D124	1589H70D124	24	70"	No	15'	Twist-Lock	20 Amp	Silver
1589T70F124	1589H70F124	24	70"	No	6'	Straight	20 Amp	Silver
1589T70G124	1589H70G124	24	70"	No	15'	Straight	20 Amp	Silver
1589T77C1	1589H77C1	12	77"	No	6'	Twist-Lock	20 Amp	Silver
1589T77D1	1589H77D1	12	77"	No	15'	Twist-Lock	20 Amp	Silver
1589T77F1	1589H77F1	12	77"	No	6'	Straight	20 Amp	Silver
1589T77G1	1589H77G1	12	77"	No	15'	Straight	20 Amp	Silver



Limited modifications available. Please contact your local rep for details.

### Features:

- Receptacles are 1" square and are equally spaced over the length of the power strip.
- Black or Silver (Natural)
- Finish as specified



CSA certified, Standards C22.2 (No. 21-95 and No. 42-99)  
UL listed, Standard UL1363 - file # E166039

Each Vertical Outlet Strip includes a mounting clip kit containing necessary hardware required to mount a vertical outlet strip to a rack cabinet, amhal struts or open relay racks.



Additional kits can be purchased by ordering Part No. **1585CLIP**

When mounting to DC200 series use Part No. **DC2PBCLP**

### Plug Types

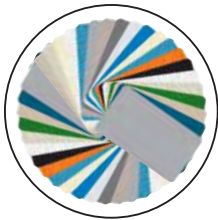


Whether you require a unique paint colour, an additional cutout or product assembly, Hammond Services has you covered. As an ISO 9001 certified company, Hammond offers services that complement our existing high quality product lines.

Hammond offers three unique services to take our products to the next level. These services include product Modifications, Assembly & Configuration and Drop-Shipment.

## Modification Services

When a standard product simply will not meet your requirements, Hammond offers a full range of Modification options that include: paint colour, holes and cutouts, mounting, changes to height/width/depth, as well as accessories options.



### Paints:

- Standard Colours
- RAL Colours
- Custom Colours



### Holes & Cutouts:

- Knockouts
- Punches
- Precision Laser Cutting



### Mounting:

- Tapped Holes
- Mounting Studs
- Ground & Bonding Studs
- PEM Studs & Nuts



### Construction Changes:

- Changes to Height, Width, Depth

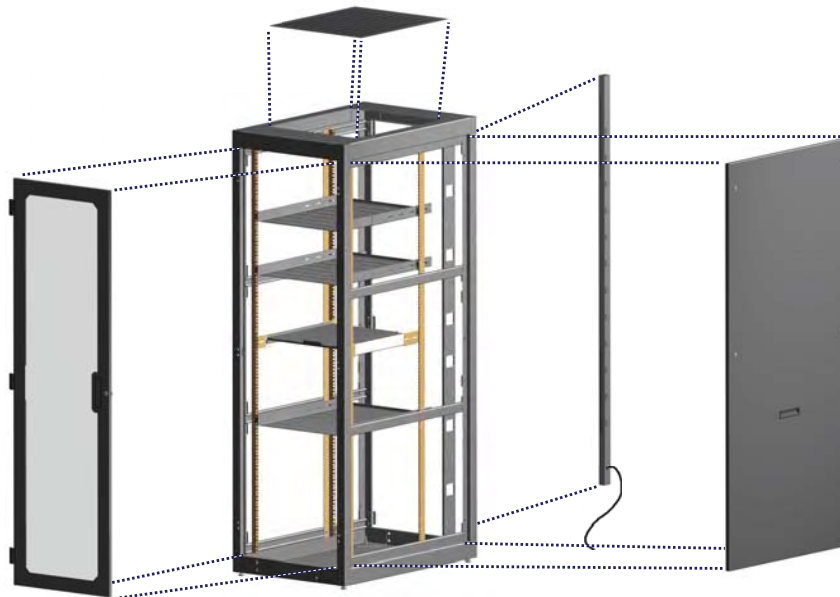


### Accessories:

- Windows
- Shelves
- Climate Control
- Outlet Strips

## Assembly & Configuration Services

Often when our customers order a product, they bundle it with accessories. If you want to skip the hassle of installing the accessories yourself, we can do it for you. If you do not have the space or facilities to assemble a large volume of products, Hammond Assembly Services can save you hours of time spent installing accessories. Hammond Assembly Services will reduce the waste in packaging and ensure your product is delivered, ready for use.



## Drop-Shipment Services

Whether you want to reduce handling fees or your facilities cannot accommodate inventory, our Drop-Shipment Services can add value to your business. We can deliver your Hammond orders directly to your customer across North America and within your marketing territory. Ask about our Drop-Shipment Services when placing your order.

**Note:** Special freight requirements may need to be arranged prior to shipment. Contact us for additional details.

**Modifications Portfolio**

**Product:** NEMA 12 (oil and dust tight) electrical enclosure with internal rack and air conditioner  
**Application:** Equipment housing with climate control  
**Environment:** Automobile manufacturing shop floor



**Product:** SWC Wall/Rack mount swing-out enclosure with gasketed doors  
**Application:** Telecom mounting within gasketed enclosure  
**Environment:** Industrial



**Product:** C2 with Pagoda (top), fan top and cooling vents  
**Application:** Protects against falling rocks & water penetration  
**Environment:** Underground subway



**Product:** Wall mount cabinet w/ venting  
**Application:** Video equipment housing  
**Environment:** Warehouse



**Product:** Secure Multiple Bay Cabinet  
**Application:** Collocation Data Centre  
**Environment:** Data Centre



- Features:**
- Secure bays with locking doors and side panels
  - Cable manager separating cables from each bay
  - Tamper-Proof shelves

**Product:** C4 Cabinet  
**Application:** Test Equipment  
**Environment:** Static Sensitive



- Features:**
- Unique windowed barn doors
  - Nylon brushed gasket

**Product:** 12' Relay Rack  
**Application:** Radio Broadcasting  
**Environment:** Broadcasting Studio

