

EN4DSC Disconnect Enclosures - NEMA 4

ABB Controls, Allen Bradley, Cutler Hammer, General Electric, Siemens I-T-E Max-Flex™, Square D

Disconnect



Cutout Detail



Application

Designed to house the following safety disconnect equipment:

- **ABB Controls** flange mounted variable depth operating mechanisms for disconnect switches and circuit breakers. Cable version for circuit breakers also available.
- **Allen Bradley** 1494V variable depth flange mounted disconnect switches and circuit breaker operators NEMA 4 rated. Will not accept Allen Bradley 1494F disconnect switches, 1494D circuit breaker operators or 1494V-R1, -R2, or -W2 operating handles).
- **Cutler Hammer** C361 variable depth flange mounted disconnect switches and C371 circuit breaker operators. Also Flex-Shaft™ handle mechanisms for circuit breakers. Use Cutler Hammer NEMA 4X rated operating handles to maintain NEMA 4X integrity.
- **Siemens I-T-E Max-Flex™** flange mounted variable depth handles for disconnect switch and circuit breakers. Use handle for NEMA 4 rating.
- **General Electric** Type STDA flange handles and variable depth operating mechanisms for disconnect switches and circuit breakers. Also SpectraFlex™ cable operators for circuit breakers.
- **Square D** Class 9422 disconnect switches with flange mounted variable depth operating mechanisms or cable mechanisms and Class 9422 flange mounted variable depth operating mechanism or cable mechanisms for circuit breakers. SN4SS enclosures will not accept Square D Class 9422 bracket-mounted disconnect devices, 9422TG1 or TG2 devices.

Standards

- UL 508 Type 3R, 4
- CSA Type 3R, 4
- **Complies with**
 - NEMA Type 3R, 4, 12 and 13
 - JIC EGP-1-1967
 - IEC 60529, IP66
- Appropriate components are required to maintain these standards.

Construction

- Formed 14 or 16 gauge steel.
- Continuously welded seams.
- Larger sizes include door stiffeners.
- Formed lip on door and enclosure exclude flowing liquids and contaminants.
- Cutouts and holes are provided to suit the flange handle operating mechanism.
- Doors may be easily removed for modifications and are interchangeable.
- Door is secured with easily operated 2 or 3-point handle.
- Cover interlock bracket is welded to the door.
- Collar studs are provided for mounting inner panels.
- Removable inner panel is sold separately.
- Oil resistant gaskets are permanently secured.
- A bonding stud is provided on the door and a grounding stud is provided in the enclosure.
- Includes hardware kit with panel mounting nuts and sealing washers for wall mounting holes.

Note:

- Disconnects and operating mechanisms are not provided with the enclosure, and must be ordered separately from the manufacturer.

Finish

- Door and enclosure are finished in recoatable smooth ANSI 61 grey powder coating.

Accessories

- Additional inner panels...see page [434](#)
- Air conditioners...see page [388-405](#)
- Blowers...see page [407](#)
- Breather kits...see page [423](#)
- Doorstop kits...see page [447](#)
- Filter fans...see page [413-414](#)
- Heaters...see page [418-420](#)
- Thermostats...see page [421-422](#)
- Window kits...see page [444](#)

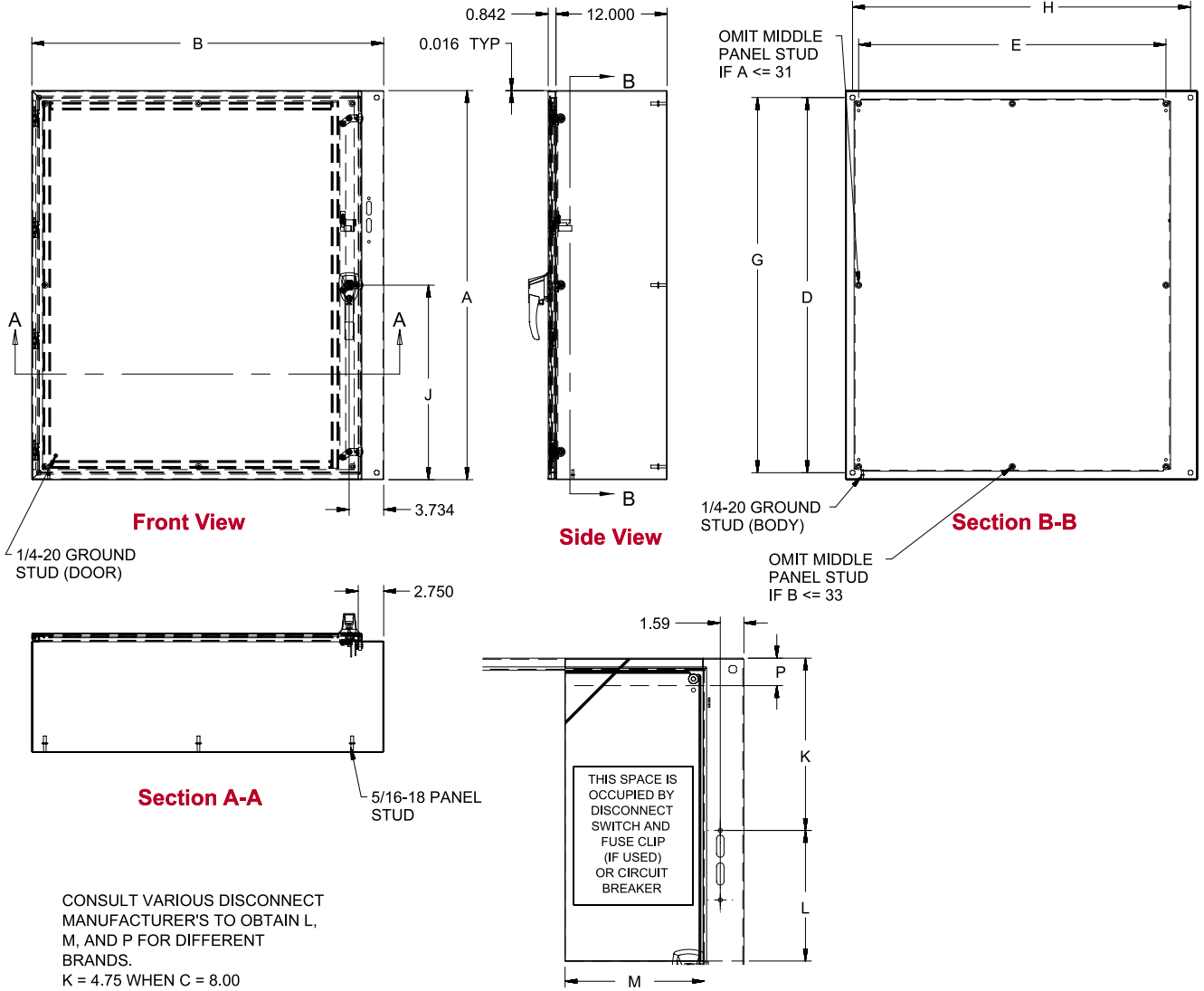
Wallmount Enclosures

EN4DSC Disconnect Enclosures - NEMA 4

ABB Controls, Allen Bradley, Cutler Hammer, General Electric, Siemens I-T-E Max-Flex™, Square D

Disconnect

Wallmount Enclosures



CONSULT VARIOUS DISCONNECT MANUFACTURER'S TO OBTAIN L, M, AND P FOR DIFFERENT BRANDS.
 K = 4.75 WHEN C = 8.00
 K = 11.62 WHEN C = 12.00
 P = WIRING BEND SPACE WHEN DISCONNECT IS INSTALLED IN ENCLOSURE

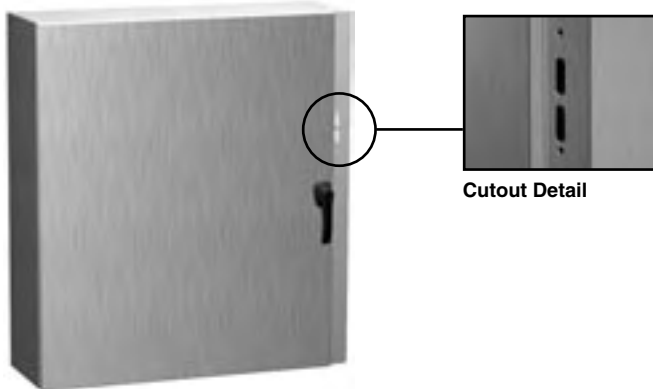
ORDER PANELS SEPERATELY
 ALL PANELS ARE 12 GA.

Part No.	Enclosure Size A x B x C	Door Gauge	Body Gauge	Optional Panel Part No.	Panel Size D x E	Mounting G x H	Latches Qty	Latches Style	# Panel Studs	J
EN4DSC20228GY	20.00 x 22.00 x 8.00	14	16	EP2020	18.17 x 18.17	18.50 x 20.50	1	2-pt	4	5.00
EN4DSC24228GY	24.00 x 22.00 x 8.00	14	16	EP2420	22.17 x 18.17	22.50 x 20.50	1	2-pt	4	6.00
EN4DSC24268GY	24.00 x 26.00 x 8.00	14	16	EP2424	22.17 x 22.17	22.50 x 24.50	1	2-pt	4	6.00
EN4DSC30268GY	30.00 x 26.00 x 8.00	14	16	EP3024	28.17 x 22.17	28.50 x 24.50	1	2-pt	4	6.00
EN4DSC36268GY	36.00 x 26.00 x 8.00	14	16	EP3624	34.17 x 22.17	34.50 x 24.50	1	2-pt	6	6.00
EN4DSC36328GY	36.00 x 32.00 x 8.00	14	14	EP3630	34.17 x 28.17	34.50 x 30.50	1	2-pt	6	6.00
EN4DSC423212GY	42.00 x 32.00 x 12.00	14	14	EP4230	40.17 x 28.17	40.50 x 30.50	1	3-pt	6	21.00
EN4DSC423812GY	42.00 x 38.00 x 12.00	14	14	EP4236	40.17 x 34.17	40.50 x 36.50	1	3-pt	8	21.00
EN4DSC483812GY	48.00 x 38.00 x 12.00	14	14	EP4836	46.17 x 34.17	46.50 x 36.50	1	3-pt	8	24.00
EN4DSC603812GY	60.00 x 38.00 x 12.00	14	14	EP6036	58.17 x 34.17	58.50 x 36.50	1	3-pt	8	30.00

EN4DSC 304 Stainless Steel Disconnect Enclosures - NEMA 4, 4X

ABB Controls, Allen Bradley, Cutler Hammer, General Electric, Siemens I-T-E Max-Flex™, Square D

Disconnect



Cutout Detail



Application

Designed to house the following safety disconnect equipment:

- **ABB Controls** flange mounted variable depth operating mechanisms for disconnect switches and circuit breakers. Cable version for circuit breakers also available.
- **Allen Bradley** 1494V variable depth flange mounted disconnect switches and circuit breaker operators NEMA 4 rated. Will not accept Allen Bradley 1494F disconnect switches, 1494D circuit breaker operators or 1494V-R1, -R2, or -W2 operating handles).
- **Cutler Hammer** C361 variable depth flange mounted disconnect switches and C371 circuit breaker operators. Also Flex-Shaft™ handle mechanisms for circuit breakers. Use Cutler Hammer NEMA 4X rated operating handles to maintain NEMA 4X integrity.
- **Siemens I-T-E Max-Flex™** flange mounted variable depth handles for disconnect switch and circuit breakers. Use handle for NEMA 4 rating.
- **General Electric** Type STDA flange handles and variable depth operating mechanisms for disconnect switches and circuit breakers. Also Spec-traFlex™ cable operators for circuit breakers.
- **Square D** Class 9422 disconnect switches with flange mounted variable depth operating mechanisms or cable mechanisms and Class 9422 flange mounted variable depth operating mechanism or cable mechanisms for circuit breakers. SN4SS enclosures will not accept Square D Class 9422 bracket-mounted disconnect devices, 9422TG1 or TG2 devices.

Standards

- UL 508 Type 3R, 4 and 4X
- CSA Type 3R, 4 and 4X
- **Complies with**
 - NEMA Type 3R, 4, 4X, 12 and 13
 - JIC EGP-1-1967
 - IEC 60529, IP66
- Appropriate components are required to maintain these standards.

Construction

- Formed 14 or 16 gauge type 304 stainless steel.
- Continuously welded seams.
- Larger sizes include door stiffeners.
- Formed lip on door and enclosure exclude flowing liquids and contaminants.
- Cutouts and holes are provided to suit the flange handle operating mechanism.
- Doors may be easily removed for modifications and are interchangeable.
- Door is secured with easily operated 2 or 3 point handle.
- Cover interlock bracket is welded to the door.
- Collar studs are provided for mounting inner panels.
- Removable inner panel is sold separately.
- Oil resistant gaskets are permanently secured.
- A bonding stud is provided on the door and a grounding stud is provided in the enclosure.
- Includes hardware kit with panel mounting nuts and sealing washers for wall mounting holes.

Note:

- Disconnects and operating mechanisms are not provided with the enclosure, and must be ordered separately from the manufacturer.

Finish

- Door and enclosure are natural, brushed stainless steel.

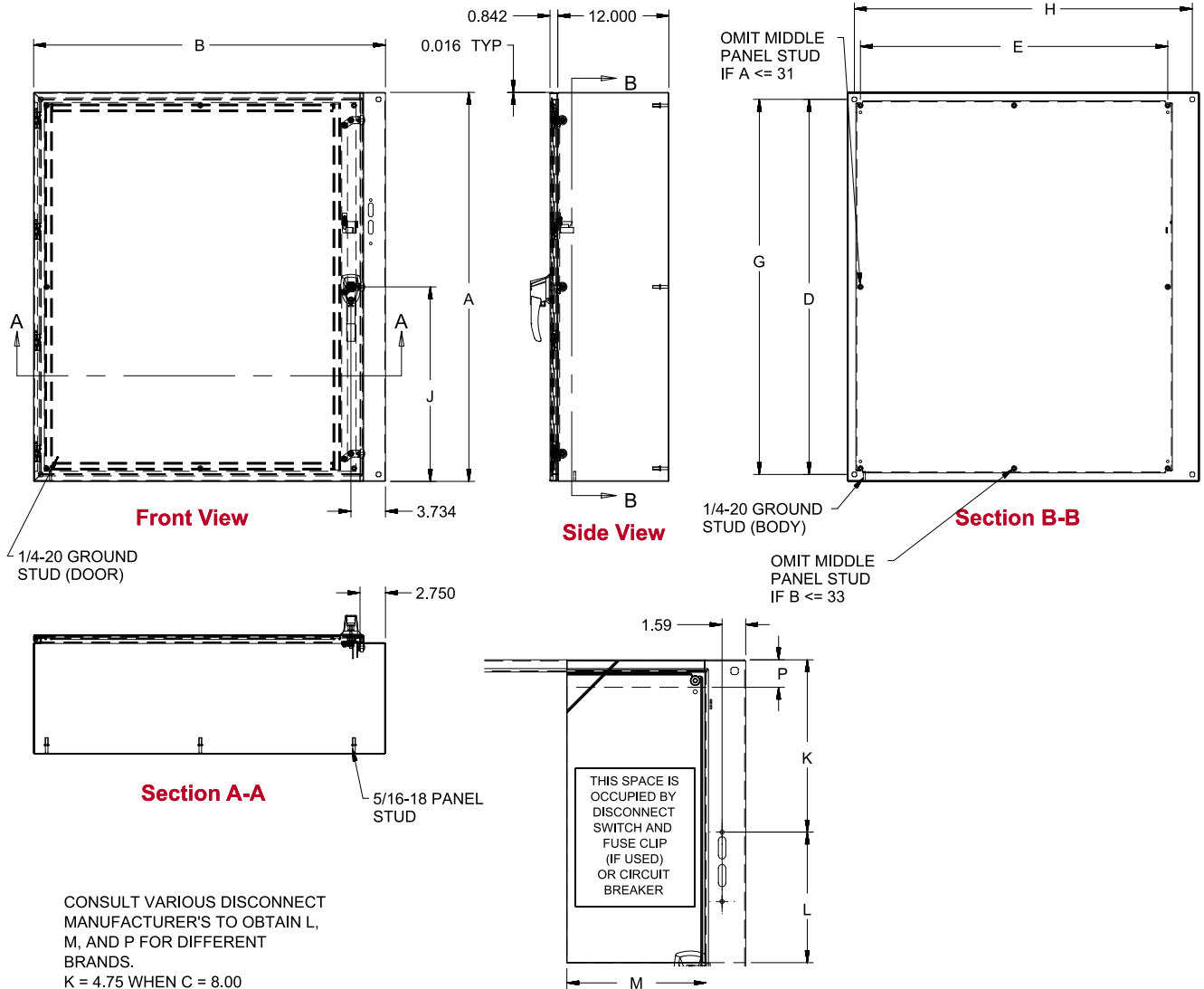
Accessories

- Additional inner panels...see page **434**
- Air conditioners...see page **389**
- Blowers...see page **406**
- Breather kits...see page **423**
- Doorstop kits...see page **447**
- Filter fans...see page **408-414**
- Heaters...see page **418-420**
- Thermostats...see page **421**
- Window kits...see page **444**

Wallmount Enclosures

EN4DSC 304 Stainless Steel Disconnect Enclosures - NEMA 4, 4X

ABB Controls, Allen Bradley, Cutler Hammer, General Electric, Siemens I-T-E Max-Flex™, Square D



CONSULT VARIOUS DISCONNECT MANUFACTURER'S TO OBTAIN L, M, AND P FOR DIFFERENT BRANDS.

K = 4.75 WHEN C = 8.00

K = 11.62 WHEN C = 12.00

P = WIRING BEND SPACE WHEN DISCONNECT IS INSTALLED IN ENCLOSURE

ORDER PANELS SEPERATELY
ALL PANELS ARE 12 GA.


Disconnect Mounting Details

Part No.	Enclosure Size A x B x C	Door Gauge	Body Gauge	Optional Panel Part No.	Panel Size D x E	Mounting G x H	Latches qty style	# Panel Studs	J
EN4DSC20228SS	20.00 x 22.00 x 8.00	14	16	EP2020	18.17 x 18.17	18.50 x 20.50	1 2-pt	4	5.00
EN4DSC24228SS	24.00 x 22.00 x 8.00	14	16	EP2420	22.17 x 18.17	22.50 x 20.50	1 2-pt	4	6.00
EN4DSC24268SS	24.00 x 26.00 x 8.00	14	16	EP2424	22.17 x 22.17	22.50 x 24.50	1 2-pt	4	6.00
EN4DSC30268SS	30.00 x 26.00 x 8.00	14	16	EP3024	28.17 x 22.17	28.50 x 24.50	1 2-pt	4	6.00
EN4DSC36268SS	36.00 x 26.00 x 8.00	14	16	EP3624	34.17 x 22.17	34.50 x 24.50	1 2-pt	6	6.00
EN4DSC36328SS	36.00 x 32.00 x 8.00	14	14	EP3630	34.17 x 28.17	34.50 x 30.50	1 2-pt	6	6.00
EN4DSC423212SS	42.00 x 32.00 x 12.00	14	14	EP4230	40.17 x 28.17	40.50 x 30.50	1 3-pt	6	21.00
EN4DSC423812SS	42.00 x 38.00 x 12.00	14	14	EP4236	40.17 x 34.17	40.50 x 36.50	1 3-pt	8	21.00
EN4DSC483812SS	48.00 x 38.00 x 12.00	14	14	EP4836	46.17 x 34.17	46.50 x 36.50	1 3-pt	8	24.00
EN4DSC603812SS	60.00 x 38.00 x 12.00	14	14	EP6036	58.17 x 34.17	58.50 x 36.50	1 3-pt	8	30.00

EN4DSC 316 Stainless Steel Disconnect Enclosures - NEMA 4, 4X

ABB Controls, Allen Bradley, Cutler Hammer, General Electric, Siemens I-T-E Max-Flex™, Square D

Disconnect



Cutout Detail



Application

Designed to house the following safety disconnect equipment:

- **ABB Controls** flange mounted variable depth operating mechanisms for disconnect switches and circuit breakers. Cable version for circuit breakers also available.
- **Allen Bradley** 1494V variable depth flange mounted disconnect switches and circuit breaker operators NEMA 4 rated. Will not accept Allen Bradley 1494F disconnect switches, 1494D circuit breaker operators or 1494V-R1, -R2, or -W2 operating handles).
- **Cutler Hammer** C361 variable depth flange mounted disconnect switches and C371 circuit breaker operators. Also Flex-Shaft™ handle mechanisms for circuit breakers. Use Cutler Hammer NEMA 4X rated operating handles to maintain NEMA 4X integrity.
- **Siemens I-T-E Max-Flex™** flange mounted variable depth handles for disconnect switch and circuit breakers. Use handle for NEMA 4 rating.
- **General Electric** Type STDA flange handles and variable depth operating mechanisms for disconnect switches and circuit breakers. Also SpectraFlex™ cable operators for circuit breakers.
- **Square D** Class 9422 disconnect switches with flange mounted variable depth operating mechanisms or cable mechanisms and Class 9422 flange mounted variable depth operating mechanism or cable mechanisms for circuit breakers. SN4SS enclosures will not accept Square D Class 9422 bracket-mounted disconnect devices, 9422TG1 or TG2 devices.

Standards

- UL 508 Type 3R, 4 and 4X
- CSA Type 3R, 4 and 4X
- **Complies with**
 - NEMA Type 3R, 4, 4X, 12 and 13
 - JIC EGP-1-1967
 - IEC 60529, IP66
- Appropriate components are required to maintain these standards.

Construction

- Formed 14 or 16 gauge type 316 stainless steel.
- Continuously welded seams.
- Larger sizes include door stiffeners.
- Formed lip on door and enclosure exclude flowing liquids and contaminants.
- Cutouts and holes are provided to suit the flange handle operating mechanism.
- Doors may be easily removed for modifications and are interchangeable.
- Door is secured with easily operated 2 or 3 point handle.
- Cover interlock bracket is welded to the door.
- Collar studs are provided for mounting inner panels.
- Removable inner panel is sold separately.
- Oil resistant gaskets are permanently secured.
- A bonding stud is provided on the door and a grounding stud is provided in the enclosure.
- Includes hardware kit with panel mounting nuts and sealing washers for wall mounting holes.

Note:

- Disconnects and operating mechanisms are not provided with the enclosure, and must be ordered separately from the manufacturer.

Finish

- Door and enclosure are natural, brushed stainless steel.

Accessories

- Additional inner panels...see page [434](#)
- Air conditioners...see page [389](#)
- Blowers...see page [406](#)
- Breather kits...see page [423](#)
- Doorstop kits...see page [447](#)
- Filter fans...see page [408-414](#)
- Heaters...see page [418-420](#)
- Thermostats...see page [421](#)
- Window kits...see page [444](#)

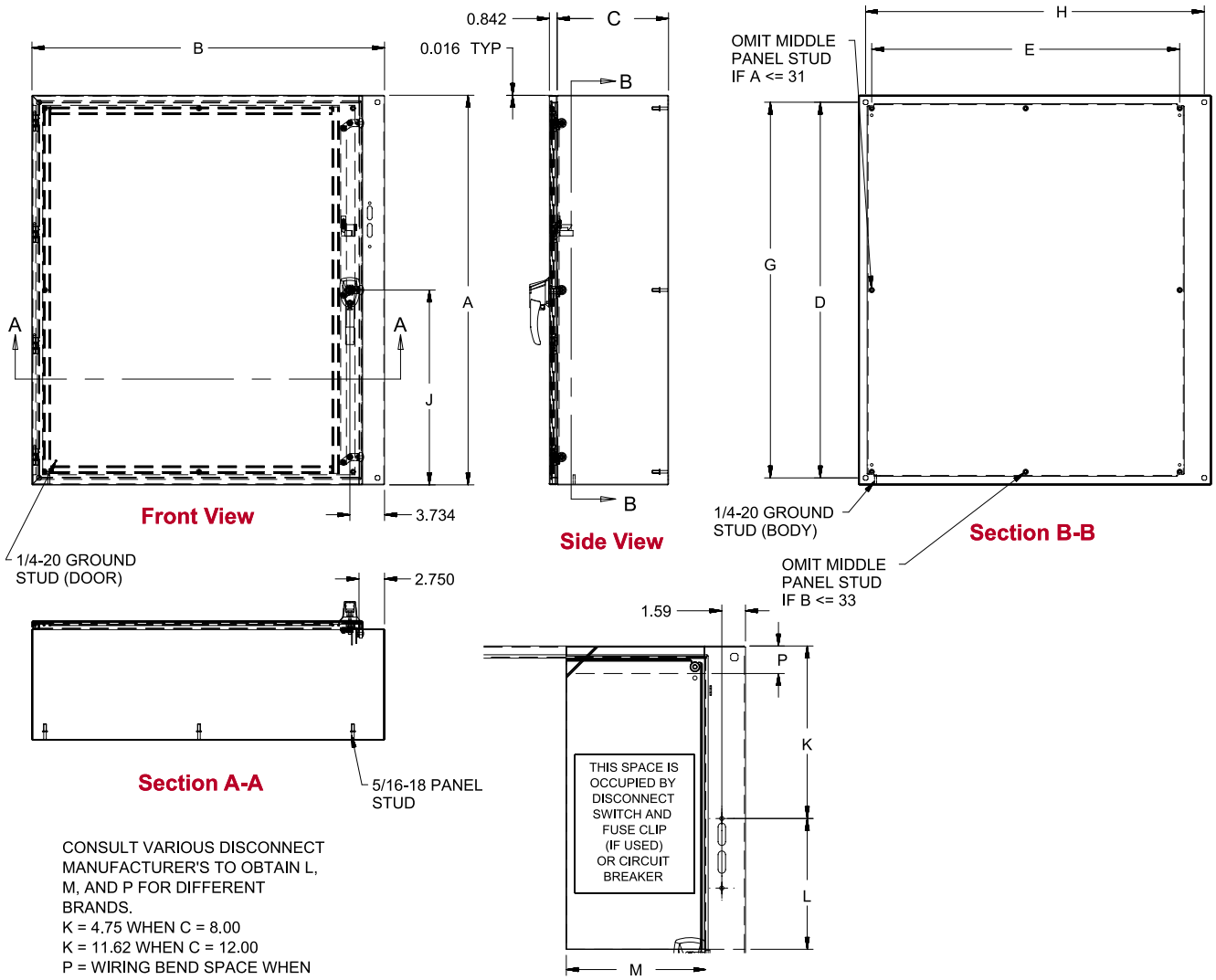
Wallmount Enclosures

EN4DSC 316 Stainless Steel Disconnect Enclosures - NEMA 4, 4X

ABB Controls, Allen Bradley, Cutler Hammer, General Electric, Siemens I-T-E Max-Flex™, Square D

Disconnect

Wallmount Enclosures



CONSULT VARIOUS DISCONNECT MANUFACTURER'S TO OBTAIN L, M, AND P FOR DIFFERENT BRANDS.
 K = 4.75 WHEN C = 8.00
 K = 11.62 WHEN C = 12.00
 P = WIRING BEND SPACE WHEN DISCONNECT IS INSTALLED IN ENCLOSURE

ORDER PANELS SEPARATELY
 ALL PANELS ARE 12 GA.

Part No.	Enclosure Size A x B x C	Door Gauge	Body Gauge	Optional Panel Part No.	Panel Size D x E	Mounting G x H	Latches qty style	# Panel Studs	J
EN4DSC20228S16	20.00 x 22.00 x 8.00	14	16	EP2020	18.17 x 18.17	18.50 x 20.50	1 2-pt	4	5.00
EN4DSC24228S16	24.00 x 22.00 x 8.00	14	16	EP2420	22.17 x 18.17	22.50 x 20.50	1 2-pt	4	6.00
EN4DSC24268S16	24.00 x 26.00 x 8.00	14	16	EP2424	22.17 x 22.17	22.50 x 24.50	1 2-pt	4	6.00
EN4DSC30268S16	30.00 x 26.00 x 8.00	14	16	EP3024	28.17 x 22.17	28.50 x 24.50	1 2-pt	4	6.00
EN4DSC36268S16	36.00 x 26.00 x 8.00	14	16	EP3624	34.17 x 22.17	34.50 x 24.50	1 2-pt	6	6.00
EN4DSC36328S16	36.00 x 32.00 x 8.00	14	14	EP3630	34.17 x 28.17	34.50 x 30.50	1 2-pt	6	6.00
EN4DSC423212S16	42.00 x 32.00 x 12.00	14	14	EP4230	40.17 x 28.17	40.50 x 30.50	1 3-pt	6	21.00
EN4DSC423812S16	42.00 x 38.00 x 12.00	14	14	EP4236	40.17 x 34.17	40.50 x 36.50	1 3-pt	8	21.00
EN4DSC483812S16	48.00 x 38.00 x 12.00	14	14	EP4836	46.17 x 34.17	46.50 x 36.50	1 3-pt	8	24.00
EN4DSC603812S16	60.00 x 38.00 x 12.00	14	14	EP6036	58.17 x 34.17	58.50 x 36.50	1 3-pt	8	30.00