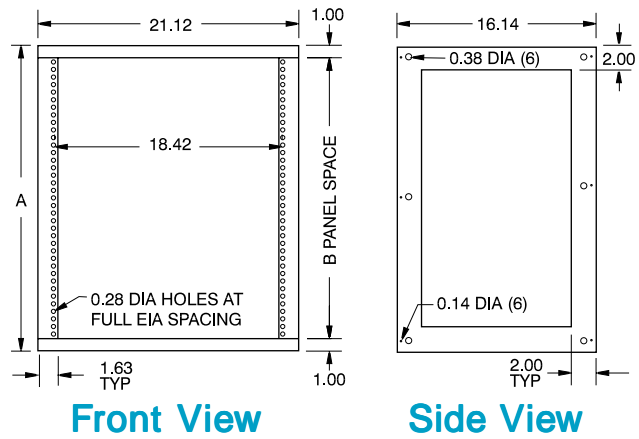


# Fixed Frame (1459 Series)

Wall Mount



## FEATURES

- Rails are fixed front, punched for 10-32 clip nuts with full EIA spacing (5/8 - 5/8 - 1/2 inch)
- Welded, 16-gauge steel, economy 19" wall mount or can be used table top (with rear open)
- Includes rubber feet and 10-32 clip nuts
- Removable top and bottom panels are included with the frame (shipped assembled)
- Rear has keyholes for easy wall mounting
- Recommended maximum weight (1459MB tested) - 800 pounds...
- Rugged powder paint finish

Part Number			Panel Height		Overall Dimensions		
Beige Textured	ASA61 Grey Smooth	Black Textured	Inches	Units	Height	Width	Depth
<a href="#">1459FCG1</a>	<a href="#">1459FGY2</a>	<a href="#">1459FBK1</a>	22.75	13	24.7	21.12	16.14
<a href="#">1459JCG1</a>	<a href="#">1459JGY2</a>	<a href="#">1459JBK1</a>	33.25	19	35.2	21.12	16.14
<a href="#">1459MCG1</a>	<a href="#">1459MGY2</a>	<a href="#">1459MBK1</a>	47.25	27	49.2	21.12	16.14

## ACCESSORIES

- Rack panels [Page 82](#)
- Ventilated rack panels [Page 84](#)
- Panel mount doors & chassis [Page 86](#)
- Shelves & slides [Page 87](#)
- Drawers [Page 93](#)
- Cable management [Page 94](#)
- Cooling [Page 97](#)
- Rack mount outlet strips [Page 102](#)
- Hardware [Page 119](#)



Side Panels

Part Number			Use With Frame
Beige Textured	ASA61 Grey Smooth	Black Textured	
<a href="#">1459FQCG1</a>	<a href="#">1459FQGY2</a>	<a href="#">1459FQBK1</a>	1459F
<a href="#">1459JQCG1</a>	<a href="#">1459JQGY2</a>	<a href="#">1459JQBK1</a>	1459J
<a href="#">1459MQCG1</a>	<a href="#">1459MQGY2</a>	<a href="#">1459MQBK1</a>	1459M

# Bracket - Side Hinged (HPB & APB Series)

## FIXED DEPTH

### FEATURES

- Economical bracket rack for 19" rack mount
- Full EIA hole centers (5/8 - 5/8 - 1/2 inch spacing)
- Hinged on one side
- Quantity 3 - 1 1/8" diameter knockouts on the rear
- 6" deep
- Rear has key holes for ease of wall mounting
- Includes quantity 8, 10-32 clip nuts and screws
- 16 gauge formed steel
- Weight load tested (HPB19005) to 100 pounds
- Rugged textured black powder paint finish.




Wall Mount

Part Number	Panel Height	
	Inches	Units
<a href="#">HPB19003BK1</a>	3.50	2
<a href="#">HPB19005BK1</a>	5.25	3
<a href="#">HPB19007BK1</a>	7.00	4

## ADJUSTABLE DEPTH

### FEATURES

- Adjustable depth bracket rack for 19" rack mount
- Full EIA hole centers (5/8 - 5/8 - 1/2 inch spacing)
- Double hinged (one on each side) to allow access to deep equipment
- Quantity 3 - 1 1/8" knockouts on the rear
- Adjustable depth from 12 to 18"
- Rear has key holes for ease of wall mounting
- Multiple slots for cable ties (4 rubber wall spacers included)
- Includes quantity 8, 10-32 clip nuts and screws
- 16 gauge formed steel
- Weight load tested (APB19007) to 70 pounds
- Rugged textured black powder paint finish.



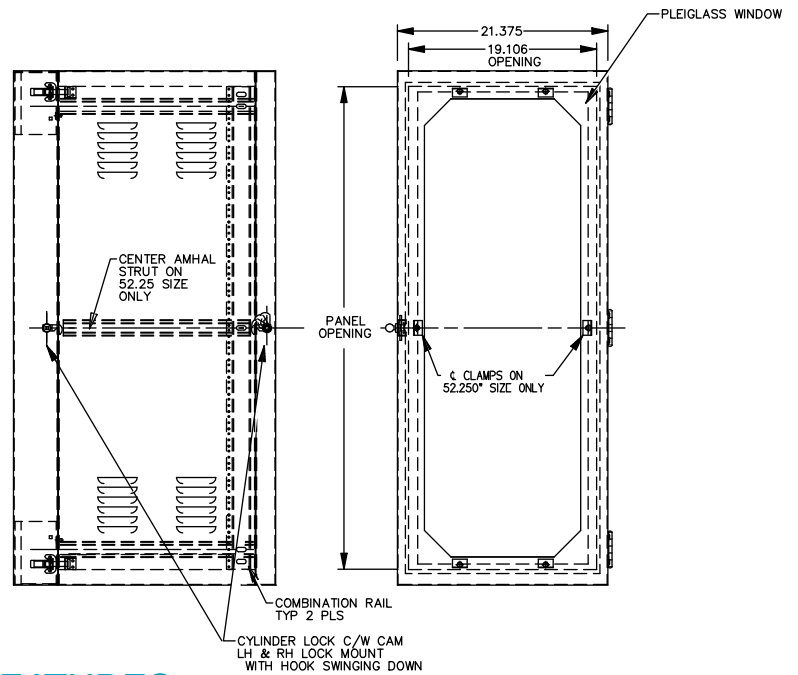
Part Number	Panel Height	
	Inches	Units
<a href="#">APB19007BK1</a>	7.00	4
<a href="#">APB19014BK1</a>	14.00	8

## ACCESSORIES

- Rack panels [Page 82](#)
- Ventilated rack panels [Page 84](#)
- Panel mount doors & chassis [Page 86](#)
- Shelves & slides [Page 87](#)
- Drawers [Page 93](#)
- Cable management [Page 94](#)
- Rack mount outlet strips [Page 102](#)
- Hardware [Page 119](#)

# Swing Out - Enclosed (SWC Series)

Wall Mount



## FEATURES

- Standard 19" rack panel width mounting
- 3 hinged sections with quick release latches
- Includes one pair of infinitely adjustable - combination rack mount rails, on E.I.A. universal spacing (5/8 - 5/8 - 1/2 inch) drilled & tapped for 10-32 screws
- Choice of two depths - 11 or 20 inch deep center section (17.5 or 26.5 overall)
- Ventilated center section
- Lockable, smoked plexi front door (reversible by moving three hinges on enclosure)
- Lockable, rear wall mount section with keyhole wall mounting
- Cable access knockouts top and bottom
- Heavy duty construction, 14 gauge steel
- 100 lb. weight load capacity
- Powder paint textured black finish.

Part Number	Depth (Inches)			Panel Height		Overall Dimensions (Inches)		
	Front Door	Center Section	Rear Door	Inches	Units	Height	Width	Base Depth
<a href="#">SWC19221BK1</a>	4.5	11	2	22.75	13	26	21.38	17.63
<a href="#">SWC19351BK1</a>	4.5	11	2	35.00	20	38.25	21.38	17.63
<a href="#">SWC19491BK1</a>	4.5	11	2	49.00	28	52.25	21.38	17.63
<a href="#">SWC19222BK1</a>	4.5	20	2	22.75	13	26	21.38	26.63
<a href="#">SWC19352BK1</a>	4.5	20	2	35.00	20	38.25	21.38	26.63
<a href="#">SWC19492BK1</a>	4.5	20	2	49.00	28	52.25	21.38	26.63

## ACCESSORIES

- Rack panels [Page 82](#)
- Ventilated rack panels [Page 84](#)
- Panel mount doors & chassis [Page 86](#)
- Shelves & slides [Page 87](#)
- Drawers [Page 93](#)
- Cable management [Page 94](#)
- Cooling [Page 97](#)
- Rack mount outlet strips [Page 102](#)
- Hardware [Page 119](#)