


BX Series

Key features of the BX series include:

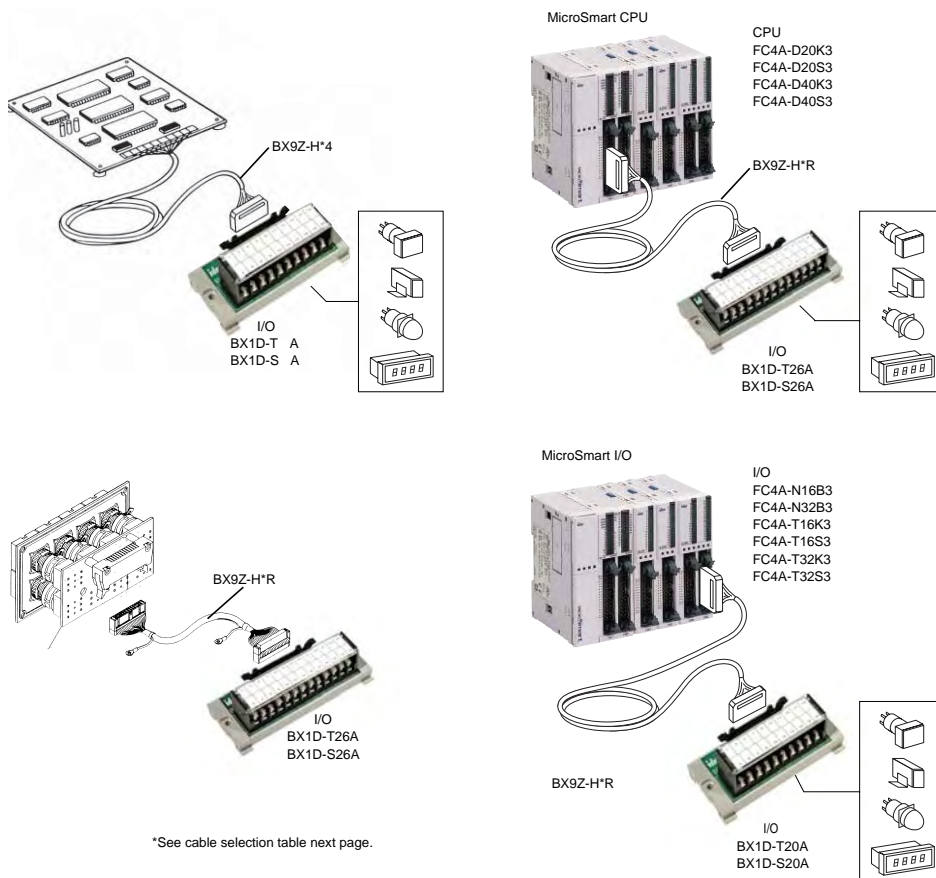
- Unique touch-down terminals
- All units are molded from UL94-V0 material with excellent flame- and shock-resistance
- Mount on DIN rail or flat surface
- Current capacity: 1A
- Available with 16, 20, 26, 34, 40, and 50 pins
- UL and CSA
- Hinged covers with built-in marking strips

Specifications

Terminal Width	7.62mm (M3 screw)
Rated Voltage	125V
Rated Current	1A
Rated Wire Size	22-14 AWG (2mm ²)
Insulation Resistance	100MΩ minimum (500V DC)
Dielectric Strength	500V AC, 1 minute
Operating Temperature	-10 to 65°C
Humidity Range	45 to 85% RH
Housing Material	PPE resin (UL94-V0)
Terminals/Connector	PBT resin (UL94-V0)



BX Series Application Examples



*See cable selection table next page.

Switches & Pilot Lights

Display Lights

Relays & Sockets

Timers

Terminal Blocks

Circuit Breakers

Part Numbers

Part Numbers: Break-Out Modules and Cables

Accessories

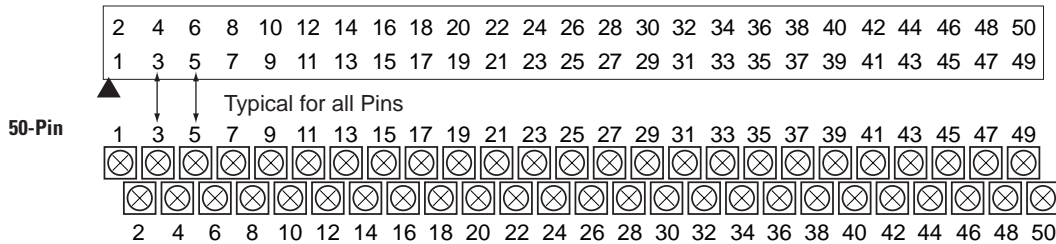
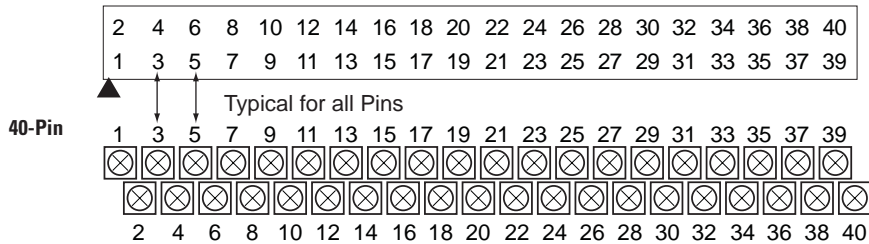
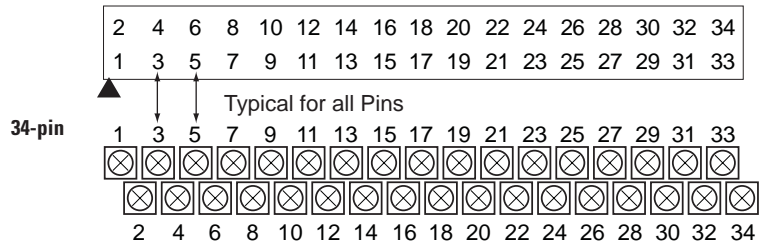
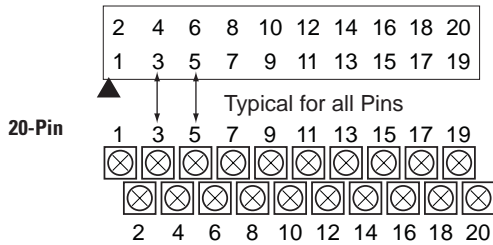
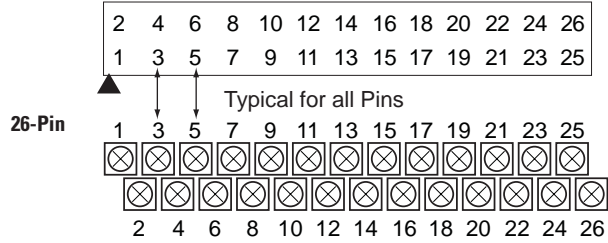
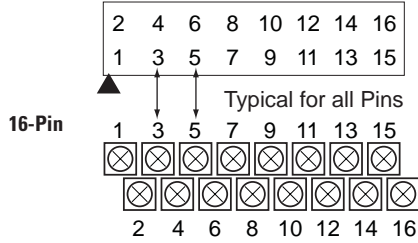
	Pins	Terminal Style	Module Part Number	Cable Part Number			Remarks	
				MIL to Single Connectors	MIL to MIL Shielded	MIL to MIL Non-shielded		
Standard MIL Connector Modules	16	Touch-down	BX1D-T16A	BX9Z-H#D4	-	-		
		Screw	BX1D-S16A					
	20	Touch-down	BX1D-T20A	BX9Z-H#E4	FC9Z-H100C20A or FC9Z-H#A20	FC9Z-H#B20		FC4A/FC5A 16 & 32 point I/O modules FC4A/FC5A 20 & 40 point I/O slim CPUs
		Screw	BX1D-S20A					
	26	Touch-down	BX1D-T26A	FC9Z-H100C26A	FC9Z-H#A26	FC9Z-H#B26		
		Screw	BX1D-S26A					
	34	Touch-down	BX1D-T34A	BX9Z-H#F4	-	-		
		Screw	BX1D-S34A					
	40	Touch-down	BX1D-T40A	BX9Z-H#G4	-	-		
		Screw	BX1D-S40A					
	50	Touch-down	BX1D-T50A	BX9Z-H#H4	-	-		
		Screw	BX1D-S50A					

- 1. For BX terminal arrangements, see page 879.
- 2. # = length codes:
 - 100 = 39.4" (1 meter)
 - 200 = 78.7" (2 meter)
 - 300 = 118.1" (3 meter)

Part Numbers: DIN Rail and DIN Rail Stops

Description	Use with	Diagram	Part No.	Remarks
DIN Rail	All BX series		BNDN1000	1. The length is 39.37" (1,000mm). 2. For calculating the rail lengths required, see the instructions on page 876. 3. DIN rail material is aluminum.
DIN Rail Stop	All BX series		BNL6	1. Rail stops prevent side-to-side movement. 2. Use rail stops on BNDN1000 DIN rails.

Terminal Arrangements: BX Series



Switches & Pilot Lights

Display Lights

Relays & Sockets

Timers

Terminal Blocks

Circuit Breakers

Dimensions: BX Series
Dimensions

Part No.	Pins	Dimensions		Diagram
		L	A	
BX1D-T16A	16	3.66"	3.27"	
BX1D-S16A		(94mm)	(84mm)	
BX1D-T20A	20	4.29"	3.89"	
BX1D-S20A		(113mm)	(103mm)	
BS1D-T26A	26	5.20"	4.80"	
BX1D-S26A		(132mm)	(122mm)	
BX1D-T34A	34	6.38"	5.98"	
BX1D-S34A		(162mm)	(152mm)	
BX1D-T40A	40	7.28"	6.89"	
BX1D-S40A		(185mm)	(175mm)	
BX1D-T50A	50	8.78"	8.39"	
BX1D-S50A		(223mm)	(213mm)	

Switches & Pilot Lights

Display Lights

Relays & Sockets

Timers

Terminal Blocks

Circuit Breakers