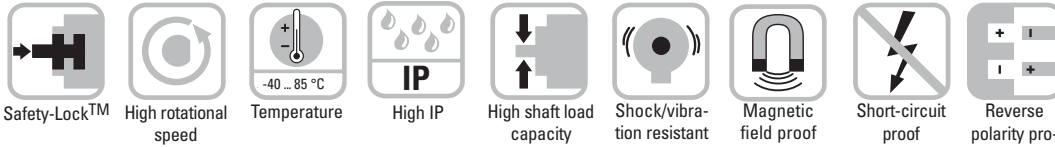


Rotary Measuring Technology

Incremental encoders



Sendix incremental Type 5006 stainless steel



Flexible in use:

- **Reliable mounting in a wide variety of installation situations:**
Comprehensive and proven mounting options
- **Standard encoder for use worldwide:**
compatible with all US and European standards, supply voltage 5 ... 30 V DC, various interface options, max. 5000 ppr.



Sendix® inkremental

Compact

- **Can be used even where space is tight:**
outer diameter 50 mm, installation depth max. 47 mm.

Rugged & Tough

- **Stays sealed even when subjected to harsh everyday use:**
 - Protection IP67
 - Rugged stainless-steel housing
 - Viton seals
 - High security against failures in the field, ideal for use in outdoor applications
- **Can be used in a wide temperature range:**
Wide temperature range (-40°C...+85°C)
- **Increased ability to withstand vibration and installation errors:**
Eliminates machine downtime and repairs, Sturdy "Safety-Lock™ Design" bearing structure

Mechanical characteristics:

Speed ¹⁾ :	max. 6000 min ⁻¹
Rotor moment of inertia:	approx. 1.8 x 10 ⁻⁶ kgm ²
Starting torque:	< 0.05 Nm
Radial load capacity shaft:	80 N
Axial load capacity shaft:	40 N
Weight:	approx. 0.4 kg
Protection acc. to EN 60 529 with shaft sealing:	IP 67

EX approval for hazardous areas:	optional zone 2 and 22
Working temperature:	-40 °C ... +85 °C
Materials:	Housing, flange, shaft: stainless steel 1.4305 Connector: stainless steel Seals: Viton
Shock resistance acc. to DIN-IEC 68-2-27:	2500 m/s ² , 6
Vibration resistance to DIN-IEC 68-2-6:	100 m/s ² , 10...2000 Hz

¹⁾ For continuous operation max. 3000 min⁻¹

Electrical characteristics:

Output circuit:	RS 422 (TTL compatible)	Push-Pull	Push-Pull (7272)
Supply voltage:	5 V ±5%	10 ... 30 V DC	5 ... 30 V DC
Power consumption (no load):	typ. 40 mA max. 90 mA	typ. 50 mA max. 100 mA	typ. 50 mA max. 100 mA
Permissible load/channel:	max. ±20 mA	max. ±30 mA	max. ±20 mA
Pulse frequency:	max. 300 kHz	max. 300 kHz	max. 300 kHz
Signal level high:	min. 2.5 V	min. UB - 1V	min. UB-2.0 V
Signal level low:	max. 0.5 V	max. 0.5 V	max. 0.5 V
Rise time t _r :	max. 200 ns	max. 1 μs	max. 1 μs
Fall time t _f :	max. 200 ns	max. 1 μs	max. 1 μs
Short circuit proof outputs ¹⁾ :	yes ²⁾	Yes	yes
Reverse connection protection at U _B :	no	Yes	no
UL certified	File 224618		
Conforms to CE requirements acc. to EN 61000-6-2, EN 61000-6-4 and EN 61000-6-3			
RoHS compliant acc. to EU guideline 2002/95/EG			

¹⁾ If supply voltage correctly applied

²⁾ Only one channel allowed to be shorted-out:
(If UB=5 V, short-circuit to channel, 0 V, or +UB is permitted.)
(If UB=5-30 V, short-circuit to channel or 0 V is permitted.)

Rotary Measuring Technology Incremental encoders



Sendix incremental Type 5006 stainless steel

Terminal assignment:

Signal:	0 V GND	+U _B	A	\bar{A}	B	\bar{B}	0	$\bar{0}$	Shield
M12, 8 pin connector, Pin:	1	2	3	4	5	6	7	8	1)

1) Shield is attached to connector housing

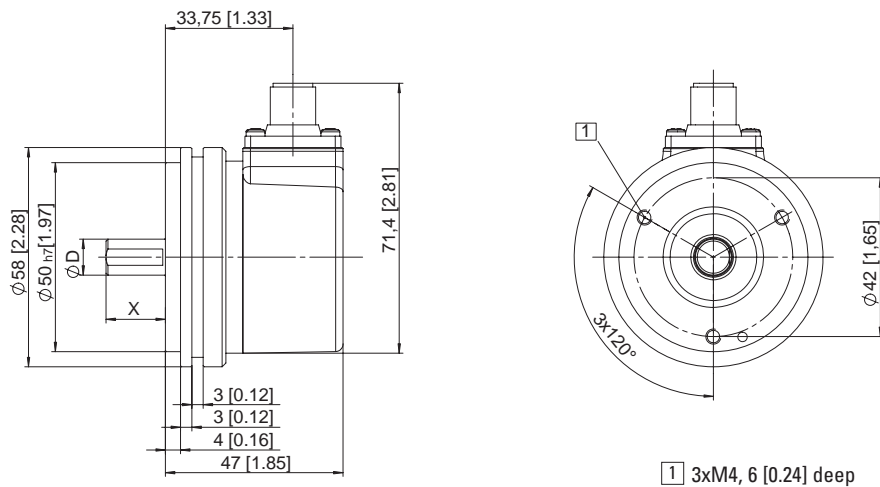
Top view of mating side, male contact base:

Type	8 pin M12 connector	
View		Accessories: Corresponding mating connector: 05.CMB-8181-0

Dimensions:

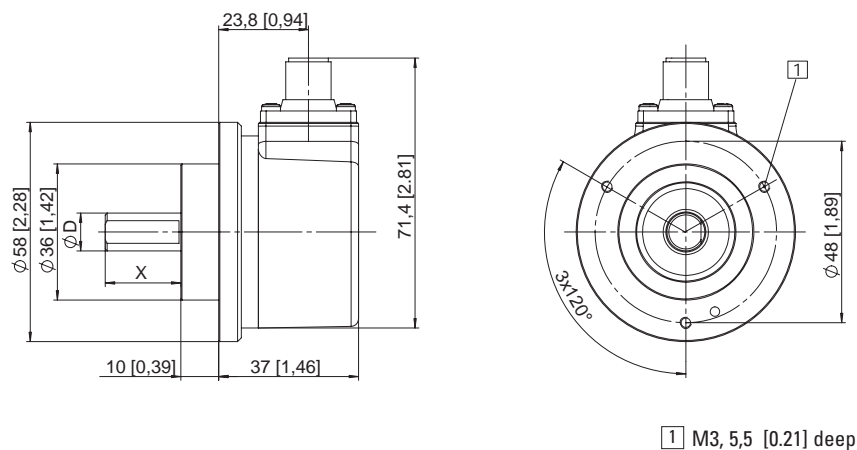
Synchronous flange

ø 58 mm (Flange type A)



Clamping flange

ø 58 mm (Flange type 7)



Shaft versions

Order code for shaft	Shaft ø D	length X
1	ø 6 mm	10 mm
3	ø 10 mm	20 mm
8	ø 3/8 " (ø 9,53 mm)	7/8 " (22,23 mm)

Rotary Measuring Technology Incremental encoders

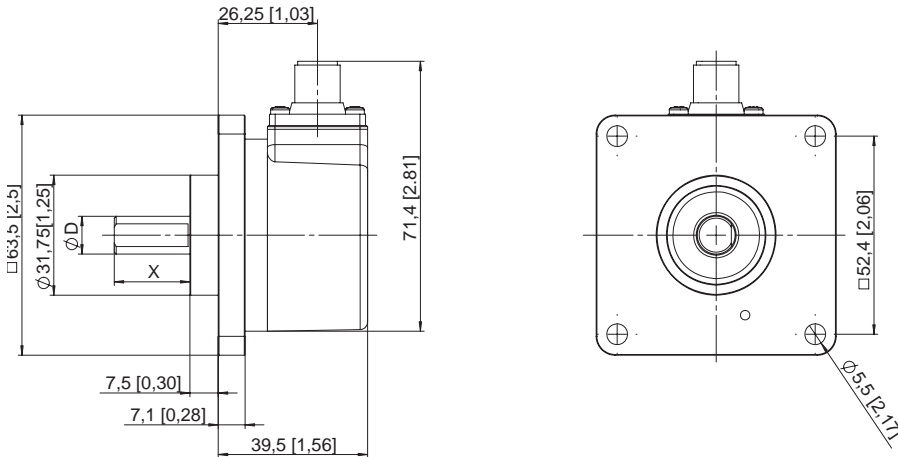


Sendix incremental Type 5006 stainless steel

Dimensions:

Rectangular flange

□ 63.5 mm [2.5 inch] (Flange type C)



Shaft versions

Order code for shaft	Shaft ϕ D	Length X
1	ϕ 6 mm	10 mm
3	ϕ 10 mm	20 mm
8	ϕ 3/8"	7/8"
	(ϕ 9,53 mm)	(22,23 mm)

Order code shaft version:

8.5006.XXXX.XXXX

