

## MODEL APS - OCTAL PLUG-IN ACCESSORY POWER SUPPLY



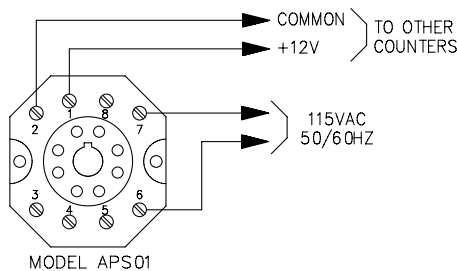
### PROVIDES . . .

- +12 VDC "HELPER" SUPPLY FOR LOAD SHARING WITH UNREGULATED COUNTER SYSTEMS WITH UNUSUAL SENSOR AND ACCESSORY LOADS, OR . . .
- "STAND-ALONE" APPLICATIONS FOR POWERING SENSORS AND ACCESSORIES

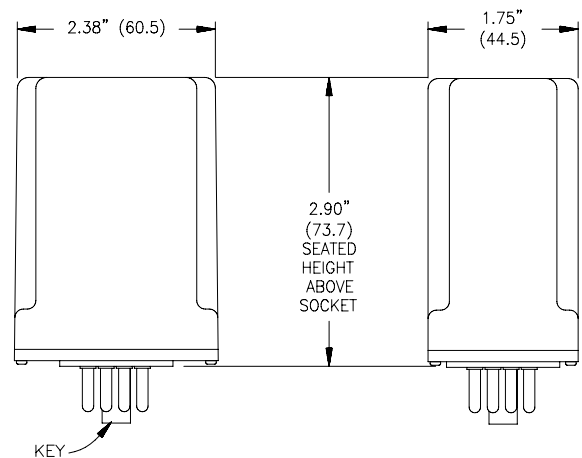
### DESCRIPTION

The Model APS is an unregulated +12 VDC supply designed to load share when connected in parallel with internal power supplies of many Red Lion Controls Counters and Rate Indicators. It can also be used as a general purpose "Stand-alone" power supply to power other control circuits, sensors and accessories. The APS is furnished for 115 VAC or 230 VAC,  $\pm 10\%$ , 50/60 Hz primary supply. Operating temperature range is  $-20^{\circ}$  to  $+50^{\circ}\text{C}$ . Output current is per regulation curve.

### TYPICAL CONNECTION DIAGRAM



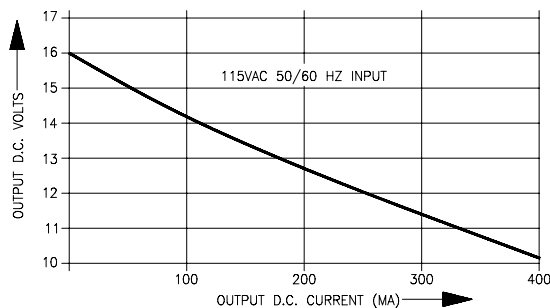
### DIMENSIONS In inches (mm)



### ORDERING INFORMATION

| MODEL NO. | DESCRIPTION                    | PART NUMBER |
|-----------|--------------------------------|-------------|
| APS01     | 115 VAC Accessory Power Supply | APS01000    |
| APS02     | 230 VAC Accessory Power Supply | APS02000    |
| SKT1      | Base Mount 8-pin Octal Socket  | SKT10000    |
| --        | DIN Rail 8-pin Socket          | SKTDIN00    |

### OUTPUT VOLTS/CURRENT REGULATION CURVE



# ACCESSORY PLUG-IN RELAY



**PLUG-IN RELAYS PROVIDED FOR EASY SERVICING & MAINTENANCE**

## ORDERING INFORMATION

| DESCRIPTION                   | COIL VOLTAGE | PART NUMBER |
|-------------------------------|--------------|-------------|
| DPDT Plug-in Relay            | 12 VDC       | RLY10000    |
|                               | 115 VAC      | RLY30000    |
| Base Mount 8-pin Octal Socket |              | SKT10000    |
| DIN Rail 8-pin Socket         |              | SKTDIN00    |

These industrial relays have a mechanical life expectancy in excess of 10 million cycles, and are both UL and CSA recognized.

### RELAY SPECIFICATIONS

**COIL:** 12 VDC Coil - 120 Ω ±10%,

Rated +12 VDC @ 100 mA.

115 VAC Coil - 2250 Ω ±10%,

Rated 115 VAC @ 52 mA.

**CONTACTS:** 10 A @ 115 and 230 VAC

(1/6 HP @ 115 V, 1/3 HP @ 230 VAC)

### OPERATING TIMES:

**Energize** - 30 msec max.

**De-energize** - 30 msec max.

Operating times do not include bounce time

(approx. 3 msec).

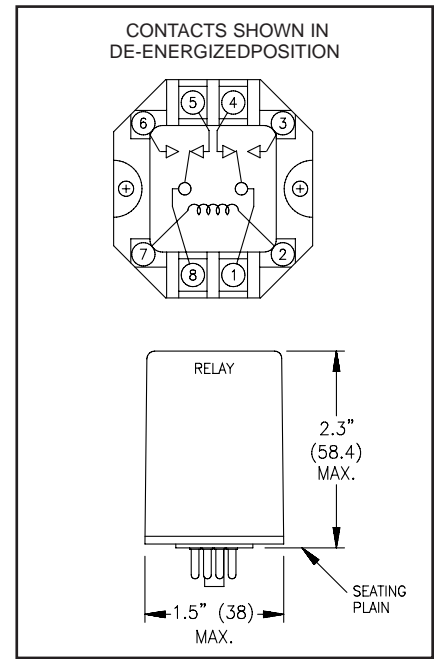
### OPERATING TEMPERATURE RANGE:

-45° to +60°C

**ELECTRICAL LIFE:** In excess of 100,000 operations @ rated load.

**WEIGHT:** 3 oz (85.1 g)

Mating sockets sold separately. See Ordering Information.



## LIMITED WARRANTY

The Company warrants the products it manufactures against defects in materials and workmanship for a period limited to two years from the date of shipment, provided the products have been stored, handled, installed, and used under proper conditions. The Company's liability under this limited warranty shall extend only to the repair or replacement of a defective product, at The Company's option. The Company disclaims all liability for any affirmation, promise or representation with respect to the products.

The customer agrees to hold Red Lion Controls harmless from, defend, and indemnify RLC against damages, claims, and expenses arising out of subsequent sales of RLC products or products containing components manufactured by RLC and based upon personal injuries, deaths, property damage, lost profits, and other matters which Buyer, its employees, or sub-contractors are or may be to any extent liable, including without limitation penalties imposed by the Consumer Product Safety Act (P.L. 92-573) and liability imposed upon any person pursuant to the Magnuson-Moss Warranty Act (P.L. 93-637), as now in effect or as amended hereafter.

No warranties expressed or implied are created with respect to The Company's products except those expressly contained herein. The Customer acknowledges the disclaimers and limitations contained herein and relies on no other warranties or affirmations.