

# Flasher - Low Cost

## FS100 Series

### Solid State Flasher



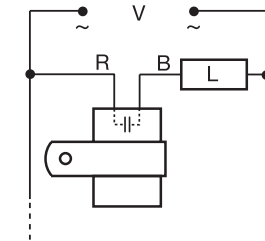
- Fixed Flash Rate at 75 Flashes Per Minute
- Custom Flash Rate 45 ... 150 F.P.M.
- 1 or 2 A Output
- 24 or 120 V AC are Available
- Small Size: 1.5 x 0.94 in. (38 x 23.9 mm)

Approvals:

#### Description

The FS100 Series may be used to control inductive, incandescent or resistive loads. This series offers a 1 A (fullwave) or a 2 A (halfwave) steady state, 10 A inrush solid state output; and may be ordered with an input voltage of 24 or 120 V AC. The FS100 Series offers a factory fixed flash rate of 75 flashes per minute or may be ordered with a fixed custom flash rate ranging from 45 to 150 flashes per minute. Ideal for OEM applications where cost is a factor.

#### Connection



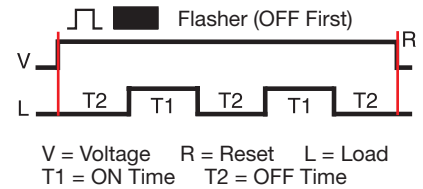
V = Voltage L = Load  
R = Red Wire B = Black Wire

#### Operation

Upon application of input voltage, the T2 OFF time begins. At the end of the OFF time, the T1 ON time begins and the load energizes. At the end of T1, T2 begins and the load de-energizes. This cycle repeats until input voltage is removed.

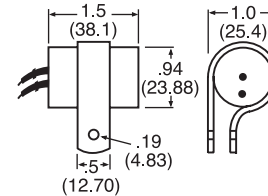
**Reset:** Removing input voltage resets the output and the sequence to T2.

#### Function



V = Voltage R = Reset L = Load  
T1 = ON Time T2 = OFF Time

#### Mechanical View



Inches (Millimeters)

#### Ordering Table

Input	Output Rating	Output Type	Load Type *	Part Number
120 V AC	1 A	AC, Fullwave	A	FS126
120 V AC	1 A	AC, Fullwave	B	FS126RC
120 V AC	2 A	AC, Halfwave	A	FS127
24 V AC	1 A	AC, Fullwave	A	FS146
24 V AC	1 A	AC, Fullwave	B	FS146RC
24 V AC	2 A	AC, Halfwave	A	FS147

\* Load Type: A - Incandescent & Resistive B - Incandescent, Resistive & Inductive

#### Technical Data Specifications

Mode of Operation  
Flash Rate  
Custom Flash Rates Available  
ON/OFF Ratio

OFF/ON solid state flasher for continuous duty  
Factory fixed at 75 flashes per minute +/-20%  
From 45 ... 150 FPM +/-20%  
≅ 50%

#### Input

Voltage

24, 120 V AC, +/-15%, 50 ... 60 Hz

#### Output

Output  
Load Type

Fullwave AC or Halfwave rectified AC  
Incandescent, resistive, or inductive,  
(Choose RC Suffix for inductive loads)

Maximum Load Rating  
Inrush

Fullwave: 1A steady state; Halfwave: 2 A steady state  
10 A

#### Mechanical

Mounting  
Connection/Wires  
Package

Removable mounting bracket, use one #8 (M4 x 0.7) screw  
18 AWG (0.82mm<sup>2</sup>) wires 6 in. (15.2cm)  
1.5 x 0.94 in. (38.1 x 23.9 mm)

#### Protection

Circuitry

Encapsulated

#### Environmental

Operating/Storage Temperature  
Humidity  
Weight

-20°C ... +60°C/-40°C ... +85°C  
95% relative, non-condensing  
≅ 1.1 oz (31 g)