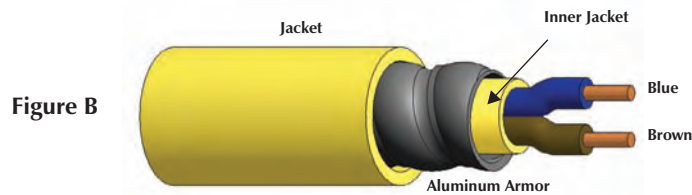
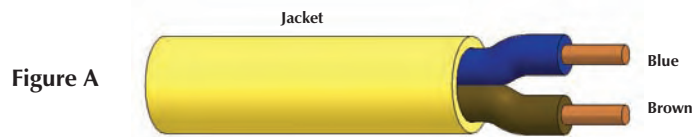


AS-interface[®], Cable Specifications

- AS-interface Cable that Meets the Requirements of EN50295e for Communication up to 167 Kbaud
- Maximum Cable Length per Segment is 100 Meters



Type	Approvals	Data Pair		Outer Jacket	Bulk Cable Part Number / Weight/300 M	Figure
		AWG Color Code	DCR (/1000 feet) Insulation	Material Color Nominal O.D.		
252BK AWM 2517 105°C 300 Volts	NEC ITC PLTC CEC [CMG]	2/18 AWG BU/BN	6.6 Ohms PVC	PVC Black 6.0 mm (.235 in)	RB50791-*M 34.4 lbs.	A
254 AWM 2517 105°C 300 Volts	NEC ITC PLTC Open Wiring Direct Burial CEC [CMG]	2/16 AWG BU/BN	4.1 Ohms PVC/Nylon	PVC Yellow 7.3 mm (.285 in)	RB50852-*M 53 lbs.	A
254B AWM 2517 105°C 300 Volts	NEC ITC PLTC Open Wiring Direct Burial CEC [CMG]	2/16 AWG BU/BN	4.1 Ohms PVC/Nylon	PVC Blue 7.3 mm (.285 in)	RB50962-*M 53 lbs.	A
255A 105°C 300 Volts	NEC ITC PLTC CEC [CMG] HL BCD	2/16 AWG BU/BN	4.1 Ohms PVC	Armor PVC Yellow 13.5 mm (.530 in)	RB50966-*M 105 lbs. <i>armorfast</i> [®]	B
256 AWM 21002 105°C 600 Volts	NEC AWM CEC AWM I/II A/B FT1	2/16 AWG BU/BN	4.5 Ohms PE	TPE Yellow 6.2 mm (.244 in)	RB51179-*M 36 lbs. <i>flexlife-10</i> [®] †	A
257 AWM 21002 105°C 300 Volts	NEC PLTC/ITC CEC AWM I/II A/B FT4	2/16 AWG BU/BN	4.1 Ohms PE	PUR Yellow 7.3 mm (.285 in)	RB51178-*M 53 lbs.	A

* Indicates length in meters.

Standard cable lengths are 1, 2, 4, 5, 6, 8, 10, 15, and in +5 meter increments from there. Consult factory for other lengths.

† See page A6 for *flexlife-10* performance.

AS-interface®, Cable and Cordset Selection Matrix

		minifast®				eurofast®	
		Pin (Male)		Socket (Female)		Pin (Male)	
		1 RSM	2 WSM	3 RKM	4 WKM	5 RSC	
Bare		RSM 25x-*M	WSM 25x-*M	RKM 25x-*M	WKM 25x-*M	RSC 25x-*M	
minifast	Pin (Male)	1 RSM	RSM RSM 25x-*M	RSM WSM 25x-*M	RSM RKM 25x-*M	RSM WKM 25x-*M	RSM RSC 25x-*M
	Socket (Female)	2 WSM		WSM WSM 25x-*M	WSM RKM 25x-*M	WSM WKM 25x-*M	WSM RSC 25x-*M
	Pin (Male)	3 RKM			RKM RKM 25x-*M	RKM WKM 25x-*M	RKM RSC 25x-*M
	Socket (Female)	4 WKM				WKM WKM 25x-*M	WKM RSC 25x-*M
eurofast	Pin (Male)	5 RSC					RSC RSC 25x-*M
	Pin (Male)	6 WSC					
	Socket (Female)	7 RKC					
	Socket (Female)	8 WKC					

See pages N7-N8 for dimensional drawings.

* Indicates length in meters.

x Indicates cable type.

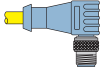
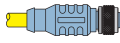
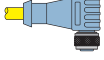
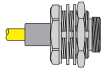
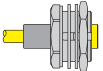
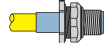
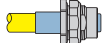
Refer to the Cordset Builder at www.turck.com for assistance with cordset/cable combinations.

Standard cable lengths are 1, 2, 4, 5, 6, 8, 10, 15, and in +5 meter increments from there. Consult factory for other lengths.

For stainless steel coupling nuts change part number RSM... to RSV, WSM... to WSV. For **eurofast armorfast®** change part number RSC... to RSA.

minifast		Pinouts	eurofast	
Male	Female	1. Brown (+ Voltage) 2. N/C 3. Blue (- Voltage) 4. N/C	Male	Female

AS-interface® , Cable and Cordset Selection Matrix

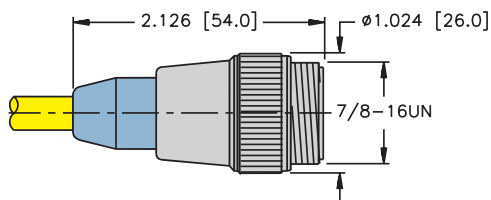
<i>euofast</i> ®			<i>minifast</i> ® Bulkhead		<i>euofast</i> Bulkhead	
Pin (Male)	Socket (Female)		Pin (Male)	Socket (Female)	Pin (Male)	Socket (Female)
6  WSC	7  RKC	8  WKC	9  RSFP	10  RKFP	11  FSFD	12  FKFD
WSC 25x-*M	RKC 25x-*M	WKC 25x-*M	RSFP 25x-*M	RKFP 25x-*M	FSFD 25x-*M	FKFD 25x-*M
RSM WSC 25x-*M	RSM RKC 25x-*M	RSM WKC 25x-*M	RSM RSFP 25x-*M	RSM RKFP 25x-*M	RSM FSFD 25x-*M	RSM FKFD 25x-*M
WSM WSC 25x-*M	WSM RKC 25x-*M	WSM WKC 25x-*M	WSM RSFP 25x-*M	WSM RKFP 25x-*M	WSM FSFD 25x-*M	WSM FKFD 25x-*M
RKM WSC 25x-*M	RKM RKC 25x-*M	RKM WKC 25x-*M	RKM RSFP 25x-*M	RKM RKFP 25x-*M	RKM FSFD 25x-*M	RKM FKFD 25x-*M
WKM WSC 25x-*M	WKM RKC 25x-*M	WKM WKC 25x-*M	WKM RSFP 25x-*M	WKM RKFP 25x-*M	WKM FSFD 25x-*M	WKM FKFD 25x-*M
RSC WSC 25x-*M	RSC RKC 25x-*M	RSC WKC 25x-*M	RSC RSFP 25x-*M	RSC RKFP 25x-*M	RSC FSFD 25x-*M	RSC FKFD 25x-*M
WSC WSC 25x-*M	WSC RKC 25x-*M	WSC WKC 25x-*M	WSC RSFP 25x-*M	WSC RKFP 25x-*M	WSC FSFD 25x-*M	WSC FKFD 25x-*M
	RKC RKC 25x-*M	RKC WKC 25x-*M	RKC RSFP 25x-*M	RKC RKFP 25x-*M	RKC FSFD 25x-*M	RKC FKFD 25x-*M
		WKC WKC 25x-*M	WKC RSFP 25x-*M	WKC RKFP 25x-*M	WKC FSFD 25x-*M	WKC FKFD 25x-*M

AS-interface®, minifast® Cordset and Receptacle Connector Dimensions

Specifications

Housing: PUR (Polyurethane)
Coupling Nut: Nickel Plated CuZn or Stainless Steel
Contact Carrier: TPU (Polyurethane)
Contacts: Gold Plated CuZn
Protection: NEMA 1, 3, 4, 6P and IEC IP 67
Rated Voltage: 300 V
Rated Current: 9 A
Ambient Temperature: -40° to +105°C (-40° to +221°F)

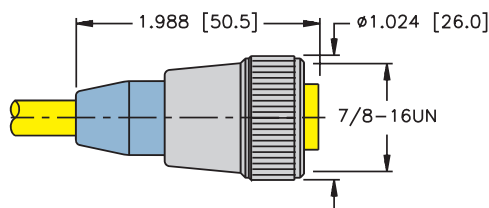
1



RSM ..

Pages N5

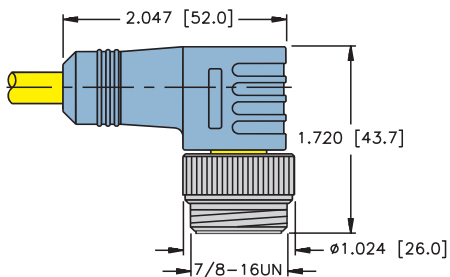
3



RKM ..

Pages N5

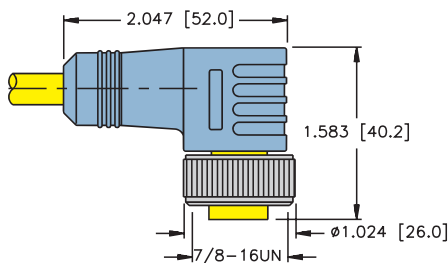
2



WSM ..

Pages N5

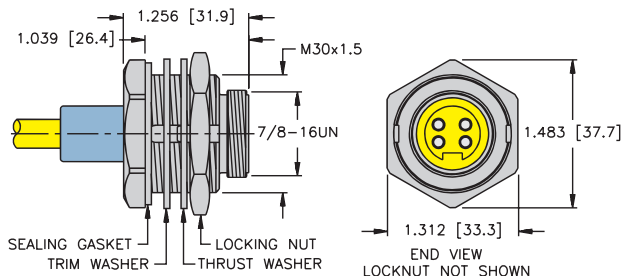
4



WKM ..

Pages N5

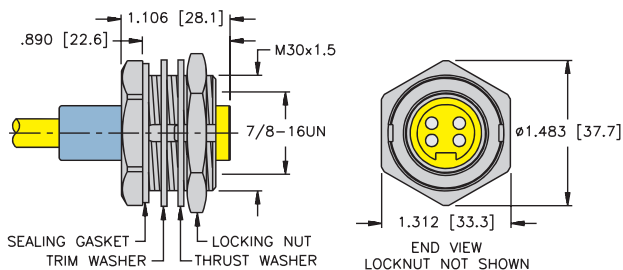
9



RSFP ..

Pages N6

10



RKFP ..

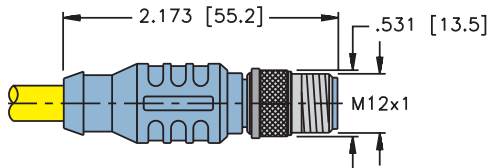
Pages N6

AS-interface® , eurofast® Cordset Connector Dimensions / Configuration

Specifications

Housing:	PUR (Polyurethane)
Coupling Nut:	Nickel Plated CuZn or Stainless Steel
Contact Carrier:	TPU (Polyurethane) or POM (Nylon)
Contacts:	Gold Plated CuZn
Protection:	NEMA 1, 3, 4, 6P and IEC IP 68
Rated Voltage:	250 V
Rated Current:	4 A
Ambient Temperature:	-40°C to +105°C (-40° to +221°F)

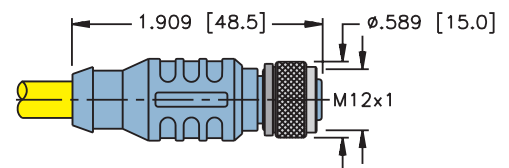
5



RSC ..

Pages N5 - N6

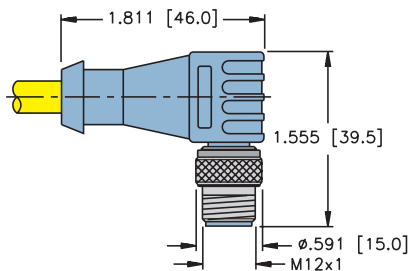
7



RKC ..

Pages N5 - N6

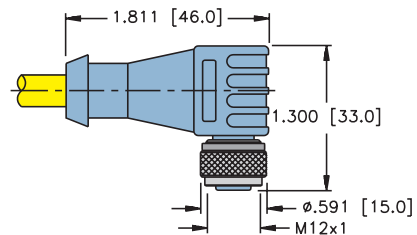
6



WSC ..

Pages N5 - N6

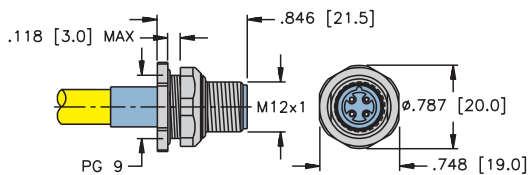
8



WKC ..

Pages N5 - N6

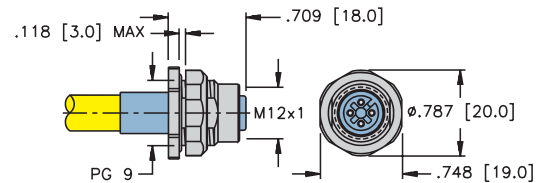
11



FSFD ..

Pages N5 - N6

12



FKFD ..

Pages N5 - N6