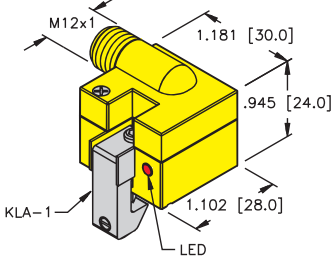
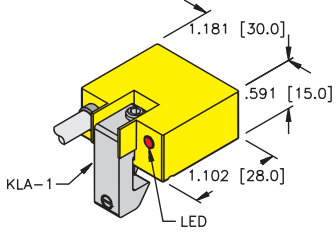
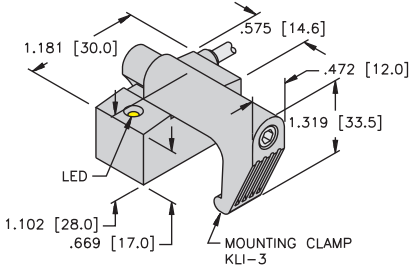


Inductive  
Cylinder Position Sensors




Housing Style	Part Number	ID Number	Features	Magnetic Actuation Strength (Gauss)	Output
<b>AKT - eurofast® Connector</b> 	BIM-AKT-AD4X-H1141	M4480290	KLA-1 Included	20-350	2-Wire DC
	BIM-AKT-AN6X-H1141	M4675390	KLA-1 Included	20-350	3-Wire DC NPN
	BIM-AKT-AP6X-H1141	M4675290	KLA-1 Included	20-350	3-Wire DC PNP
	BIM-AKT-AP6X-H1141/S34	M4682090	KLA-1 Included	20-350	
	BIM-AKT-Y1X-H1141	M1055290	KLA-1 Included	20-350	2-Wire NAMUR
<b>AKT - Potted-In Cable</b> 	BIM-AKT-AD4X	M4480090	KLA-1 Included	20-350	2-Wire DC
	BIM-AKT-AN6X	M4675190	KLA-1 Included	20-350	3-Wire DC NPN
	BIM-AKT-AP6X	M4675090	KLA-1 Included	20-350	3-Wire DC PNP
	BIM-AKT-Y1X	M1055090	KLA-1 Included	20-350	2-Wire NAMUR
<b>IKE/IKT - Potted-In Cable</b> 	BIM-IKE-AD4X	S4421490	KLI-3 Included	20-350	2-Wire DC
	BIM-IKT-AD4X	S4482090	KLI-3 Included	20-350	
	BIM-IKE-AN6X	S4621590	KLI-3 Included	20-350	3-Wire DC NPN
	BIM-IKT-AN6X	S4620190	KLI-3 Included	20-350	
	BIM-IKE-AP6X	S4621490	KLI-3 Included	20-350	3-Wire DC PNP
	BIM-IKT-AP6X	S4620090	KLI-3 Included	20-350	
	BIM-IKE-Y1X	S1056490	KLI-3 Included	20-350	2-Wire NAMUR

TURCK mold-on connectors available on all cable sensors. See page M25.



Voltage	Switching Freq. (Hz)	Operating Current (mA) VAC/VDC	Operating Temp. (°C)	Protection	Housing	Face	Power LED	Output LED	Mating Cord, Cable Length/Jacket	Wiring Diagram #	Wiring Diagrams
10-65 VDC	300	≤100	-25 to +70	IP 67	PA 12	PA 12	N/A	YE	RK 4.2T-*	1	<b>Diagram 1</b> 
10-30 VDC	1000	≤200	-25 to +70	IP 67	PA 12	PA 12	N/A	YE	RK 4T-*	2	<b>Diagram 2</b> 
10-30 VDC	1000	≤200	-25 to +70	IP 67	PA 12	PA 12	N/A	YE	RK 4T-*	3	<b>Diagram 3</b> 
	20	≤200	-25 to +70	IP 67	PA 12	PA 12	N/A	YE	RK 4T-*	3	
5-30 VDC	1000	Remote	-25 to +70	IP 67	PA 12	PA 12	N/A	YE	RK 4.21T-*	4	<b>Diagram 3</b> 
10-65 VDC	300	≤100	-25 to +70	IP 67	PA 12	PA 12	N/A	YE	2M/PVC	5	<b>Diagram 4</b> 
10-30 VDC	1000	≤200	-25 to +70	IP 67	PA 12	PA 12	N/A	YE	2M/PVC	6	<b>Diagram 5</b> 
10-30 VDC	1000	≤200	-25 to +70	IP 67	PA 12	PA 12	N/A	YE	2M/PVC	7	<b>Diagram 5</b> 
5-30 VDC	1000	Remote	-25 to +70	IP 67	PA 12	PA 12	N/A	YE	2M/PVC	8	<b>Diagram 6</b> 
10-65 VDC	300	≤100	-25 to +70	IP 67	Zinc	PA 12	N/A	YE	2M/PVC	5	<b>Diagram 6</b> 
	300	≤100	-25 to +70	IP 67	Zinc	PA 12	N/A	YE	2M/PVC	5	
10-30 VDC	1000	≤200	-25 to +70	IP 67	Zinc	PA 12	N/A	YE	2M/PVC	6	<b>Diagram 7</b> 
	1000	≤200	-25 to +70	IP 67	Zinc	PA 12	N/A	YE	2M/PVC	6	
10-30 VDC	1000	≤200	-25 to +70	IP 67	Zinc	PA 12	N/A	YE	2M/PVC	7	<b>Diagram 7</b> 
	1000	≤200	-25 to +70	IP 67	Zinc	PA 12	N/A	YE	2M/PVC	7	
5-30 VDC	1000	Remote	-25 to +70	IP 67	Zinc	PA 12	N/A	YE	2M/PVC	8	<b>Diagram 8</b> 

\* Length in meters.



Housing Style	Part Number	ID Number	Features	Magnetic Actuation Strength (Gauss)	Output	
<b>IKE/IKT - picofast® Quick Disconnect</b> 	BIM-IKE-AN6X-V1131	S4621795	KLI-3 Included	20-350	3-Wire DC NPN	
	BIM-IKT-AN6X-V1131	S4622195	KLI-3 Included	20-350		
	BIM-IKE-AP6X-V1131	S4621695	KLI-3 Included	20-350	3-Wire DC PNP	
	BIM-IKT-AP6X-V1131	S4622095	KLI-3 Included	20-350		
	<b>IKE/IKT - eurofast® Quick Disconnect</b> 	BIM-IKE-AD4X-H1141	S4421690	KLI-3 Included	20-350	2-Wire DC
		BIM-IKT-AD4X-H1141	S4482290	KLI-3 Included	20-350	
BIM-IKE-AN6X-H1141		S4621790	KLI-3 Included	20-350	3-Wire DC NPN	
BIM-IKT-AN6X-H1141		S4621190	KLI-3 Included	20-350		
BIM-IKE-AP6X-H1141		S4621690	KLI-3 Included	20-350	3-Wire DC PNP	
BIM-IKT-AP6X-H1141		S4621090	KLI-3 Included	20-350		
BIM-IKE-Y1X-H1141		S1056690	KLI-3 Included	20-350	2-Wire NAMUR	
BIM-IKT-Y1X-H1141		M1056290	KLI-3 Included	20-350		

TURCK mold-on connectors available on all cable sensors. See page M25.



Voltage	Switching Freq. (Hz)	Operating Current (mA) VAC/VDC	Operating Temp. (°C)	Protection	Housing	Face	Power LED	Output LED	Mating Cord, Cable Length/Jacket	Wiring Diagram #	Wiring Diagrams
10-30 VDC	1000	≤200	-25 to +70	IP 67	Zinc	PA 12	N/A	YE	PKG 3Z-*	1	<b>Diagram 1</b> 
	1000	≤200	-25 to +70	IP 67	Zinc	PA 12	N/A	YE	PKG 3Z-*	1	
10-30 VDC	1000	≤200	-25 to +70	IP 67	Zinc	PA 12	N/A	YE	PKG 3Z-*	2	<b>Diagram 2</b> 
	1000	≤200	-25 to +70	IP 67	Zinc	PA 12	N/A	YE	PKG 3Z-*	2	
10-65 VDC	300	≤100	-25 to +70	IP 67	Zinc	PA 12	N/A	YE	RK 4.2T-*	3	<b>Diagram 3</b> 
	300	≤100	-25 to +70	IP 67	Zinc	PA 12	N/A	YE	RK 4.2T-*	3	
10-30 VDC	1000	≤200	-25 to +70	IP 67	Zinc	PA 12	N/A	YE	RK 4T-*	4	<b>Diagram 4</b> 
	1000	≤200	-25 to +70	IP 67	Zinc	PA 12	N/A	YE	RK 4T-*	4	
10-30 VDC	1000	≤200	-25 to +70	IP 67	Zinc	PA 12	N/A	YE	RK 4T-*	5	<b>Diagram 5</b> 
	1000	≤200	-25 to +70	IP 67	Zinc	PA 12	N/A	YE	RK 4T-*	5	
5-30 VDC	1000	Remote	-25 to +70	IP 67	Zinc	PA 12	N/A	YE	RK 4.21T-*	6	<b>Diagram 6</b> 
	1000	Remote	-25 to +70	IP 67	Zinc	PA 12	N/A	YE	RK 4.21T-*	6	

\* Length in meters.

Cylinder



Housing Style	Part Number	ID Number	Features	Magnetic Actuation Strength (Gauss)	Output
<b>IKM - eurofast® Connector</b> 	BIM-IKM-AN6X2-H1141/S34	M4627390	KLI-3 Included, WFI	20-350	3-Wire DC NPN
	BIM-IKM-AP6X2-H1141/S34	M4627290	KLI-3 Included, WFI	20-350	3-Wire DC PNP
<b>IKM - microfast® Connector</b> 	BIM-IKM-AZ3X2-B3131	M1347190	KLI-3 Included	20-350	2-Wire AC
<b>IKM - Potted-In Cable</b> 	BIM-IKM-AZ3X2	M1347290	KLI-3 Included	20-350	2-Wire AC
	BIM-IKM-AN6X2/S100	M4627391	High Temp. 100° C	20-350	3-Wire DC NPN
<b>A23 - eurofast Connector</b> 	BIM-A23-AN6X-H1141/S34	M4689191	KLU-2 Included, WFI	20-350	3-Wire DC NPN
	BIM-A23-AP6X2-H1141/S34	M4689291	KLU-2 Included, WFI	20-350	3-Wire DC PNP

TURCK mold-on connectors available on all cable sensors. See page M25.



Voltage	Switching Freq. (Hz)	Operating Current (mA) VAC/VDC	Operating Temp. (°C)	Protection	Housing	Face	Power LED	Output LED	Mating Cord, Cable Length/Jacket	Wiring Diagram #	Wiring Diagrams
10-30 VDC	20	≤200	-25 to +70	IP 67	Zinc	PA 12	GN	YE	RK 4T-*	1	<p><b>Diagram 1</b></p>
10-30 VDC	20	≤200	-25 to +70	IP 67	Zinc	PA 12	GN	YE	RK 4T-*	2	<p><b>Diagram 2</b></p>
20-250 VAC	20	≤500	-25 to +70	IP 67	Zinc	PA 12	GN	YE	KB 3T-*	3	<p><b>Diagram 3</b></p>
20-250 VAC	20	≤500	-25 to +70	IP 67	Zinc	PA 12	GN	YE	2M/PVC	4	<p><b>Diagram 4</b></p>
10-30 VDC	20	≤200	-25 to +100	IP 67	Zinc	PA 12	GN	YE	2M/PVC	1	
10-30 VDC	20	≤200	-25 to +70	IP 67	AL	PBT	N/A	YE	RK 4T-*	1	
10-30 VDC	20	≤200	-25 to +70	IP 67	AL	PBT	GN	YE	RK 4T-*	2	

\* Length in meters.

Cylinder



Housing Style	Part Number	ID Number	Features	Magnetic Actuation Strength (Gauss)	Output
<b>A23 - microfast® Connector</b> 	BIM-A23-AZ3X-B3131/S34	M1346291	KLU-2 Included, WFI	20-350	2-Wire AC
<b>A23 - minifast® Connector</b> 	BIM-A23-AN6X-B1141/S34	M4688991	KLU-2 Included, WFI	20-350	3-Wire DC NPN
	BIM-A23-AP6X-B1141/S34	M4688891	KLU-2 Included, WFI	20-350	3-Wire DC PNP
<b>A23 - minifast® Connector</b> 	BIM-A23-ADZ30X2-B1131/S34	M4230091	KLU-2 Included, WFI	20-350	2-Wire AC/DC
	BIM-A23-AZ3X-B1131/S34	M1346191	KLU-2 Included, WFI	20-350	2-Wire AC
<b>A23 - Potted-In Cable</b> 	BIM-A23-AZ3X/S34	M1346091	KLU-2 Included, WFI	20-350	2-Wire AC

TURCK mold-on connectors available on all cable sensors. See page M25.

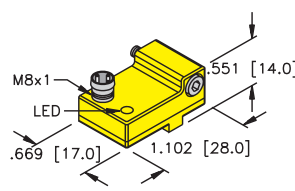
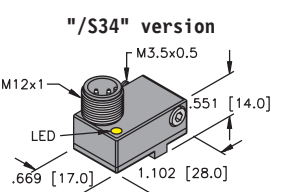
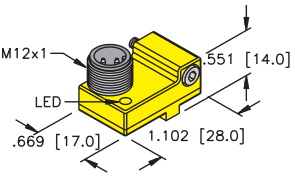
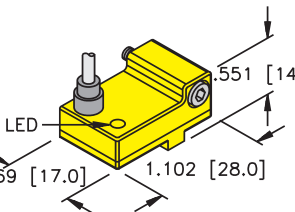


Voltage	Switching Freq. (Hz)	Operating Current (mA) VAC/VDC	Operating Temp. (°C)	Protection	Housing	Face	Power LED	Output LED	Mating Cord, Cable Length/Jacket	Wiring Diagram #	Wiring Diagrams
20-250 VAC	20	≤500	-25 to +70	IP 67	AL	PBT	N/A	YE	KB 3T-*	1	<p><b>Diagram 1</b></p> <p><b>Diagram 2</b></p> <p><b>Diagram 3</b></p> <p><b>Diagram 4</b></p> <p><b>Diagram 5</b></p>
10-30 VDC	20	≤200	-25 to +70	IP 67	AL	PBT	N/A	YE	RKM 40-*M	4	
10-30 VDC	20	≤200	-25 to +70	IP 67	AL	PBT	N/A	YE	RKM 40-*M	5	
20-250 VAC 10-300 VDC	20	≤400/300	-25 to +70	IP 67	AL	PBT	GN	YE	RKM 311-*M	2	
20-250 VAC	20	≤500	-25 to +70	IP 67	AL	PBT	N/A	YE	RKM 311-*M	2	
20-250 VAC	20	≤500	-25 to +70	IP 67	AL	PBT	N/A	YE	2M/PVC	3	

\* Length in meters.

Cylinder



Housing Style	Part Number	ID Number	Features	Magnetic Actuation Strength (Gauss)	Output
<b>NST - picofast® Connector</b>  	BIM-NST-AN6X-V1131	M4685900	w/o Bracket	20-350	3-Wire DC NPN
	BIM-NST-AP6X-V1131	M4685800	w/o Bracket	20-350	3-Wire DC PNP
<b>NST - eurofast® Connector</b>    	BIM-NST-AN6X-H1141/S34	M4685501	w/o Bracket, WFI	20-350	3-Wire DC NPN
	BIM-NST-AN6X-H1141	M4685500	w/o Bracket	20-350	
	BIM-NST-AP6X-H1141/S34	M4685401	w/o Bracket, WFI	20-350	3-Wire DC PNP
	BIM-NST-AP6X-H1141	M4685400	w/o Bracket	20-350	
<b>NST - Potted-In Cable</b>  	BIM-NST-AN6X	M4685700	w/o Bracket	20-350	3-Wire DC NPN
	BIM-NST-AP6X	M4685600	w/o Bracket	20-350	3-Wire DC PNP
	BIM-NST-Y1X	M1058400	w/o Bracket	20-350	2-Wire DC NAMUR

TURCK mold-on connectors available on all cable sensors. See page M25.



Voltage	Switching Freq. (Hz)	Operating Current (mA) VAC/VDC	Operating Temp. (°C)	Protection	Housing	Face	Power LED	Output LED	Mating Cord, Cable Length/Jacket	Wiring Diagram #	Wiring Diagrams
10-30 VDC	1000	≤200	-25 to +70	IP 67	PA 12	PA 12	N/A	YE	PKG 3Z-*	4	<p><b>Diagram 1</b></p>
10-30 VDC	1000	≤200	-25 to +70	IP 67	PA 12	PA 12	N/A	YE	PKG 3Z-*	5	<p><b>Diagram 2</b></p>
10-30 VDC	20	≤200	-25 to +70	IP 67	PA 12	PA 12	N/A	YE	RK 4T-*	6	<p><b>Diagram 3</b></p>
	1000	≤200	-25 to +70	IP 67	PA 12	PA 12	N/A	YE	RK 4T-*	6	
10-30 VDC	20	≤200	-25 to +70	IP 67	PA 12	PA 12	N/A	YE	RK 4T-*	7	<p><b>Diagram 4</b></p>
	1000	≤200	-25 to +70	IP 67	PA 12	PA 12	N/A	YE	RK 4T-*	7	
10-30 VDC	1000	≤200	-25 to +70	IP 67	PA 12	PA 12	N/A	YE	2M/PVC	1	<p><b>Diagram 5</b></p>
10-30 VDC	1000	≤200	-25 to +70	IP 67	PA 12	PA 12	N/A	YE	2M/PVC	2	<p><b>Diagram 6</b></p>
10-30 VDC	1000	≤200	-25 to +70	IP 67	PA 12	PA 12	N/A	YE	2M/PVC	2	<p><b>Diagram 7</b></p>
5-30 VDC	1000	Remote	-25 to +70	IP 67	PA 12	PA 12	N/A	YE	2M/PVC	3	

\* Length in meters.

Cylinder