



multibox® *microfast*® Junction Boxes

- 4, 6 and 8 Ports
- For AC Sensors
- Quick Disconnect or Integral Home Run Cable
- Simplifies Wiring Installations

4-port, 250 VAC / 300 VDC

Application	Specifications	Pinout				Part Number
4-port J-box Standard wiring Integral cable	4 A/port, 9 A total PVC cable, black, 6/18 AWG, foil shield and 20 AWG drain CSA Certified	<u>Function</u> Common (L1) Ground J1 Load (L2)	<u>Color</u> WH GN RD	<u>Function</u> J2 Load (L2) J3 Load (L2) J4 Load (L2)	<u>Color</u> OG BK BU	VBKB 40-*
4-port J-box Standard wiring, multifast connector	4 A/port, 7 A total 12-pin multifast connector, 6 conductors, mates with CKRM 12-6-* CSA Certified	<u>Function</u> Common (L1) Ground J1 Load (L2)	<u>Pin / Color</u> 5 / WH 7 / GN 6 / RD	<u>Function</u> J2 Load (L2) J3 Load (L2) J4 Load (L2)	<u>Pin / Color</u> 1 / OG 4 / BK 2 / BU	VBKB 40-CS12
4-port J-box Standard wiring minifast connector	4 A/port, 9 A total 6-pin minifast connector, 6 conductors, mates with RKM 66-*M CSA Certified	<u>Function</u> Common (L1) Ground J1 Load (L2)	<u>Pin / Color</u> 1 / WH 3 / GN 2 / RD	<u>Function</u> J2 Load (L2) J3 Load (L2) J4 Load (L2)	<u>Pin / Color</u> 4 / OG 5 / BK 6 / BU	VBKB 40-B1161

6-port, 250 VAC / 300 VDC

Application	Specifications	Pinout				Part Number
6-port J-box Standard wiring Integral cable	4 A/port, 9 A total PVC cable, black, 8/18 AWG, foil shield and 20 AWG drain CSA Certified	<u>Function</u> Common (L1) Ground J1 Load (L2) J2 Load (L2)	<u>Color</u> WH GN RD OG	<u>Function</u> J3 Load (L2) J4 Load (L2) J5 Load (L2) J6 Load (L2)	<u>Color</u> BK BU YE BN	VBKB 60-*
6-port J-box Standard wiring multifast connector	4 A/port, 7 A total 12-pin multifast connector, 8 conductors, mates with CKRM 12-8-* CSA Certified	<u>Function</u> Common (L1) Ground J1 Load (L2) J2 Load (L2)	<u>Pin / Color</u> 5 / WH 7 / GN 6 / RD 1 / OG	<u>Function</u> J3 Load (L2) J4 Load (L2) J5 Load (L2) J6 Load (L2)	<u>Pin / Color</u> 4 / BK 2 / BU 3 / YE 8 / BN	VBKB 60-CS12

8-port, 250 VAC / 300 VDC

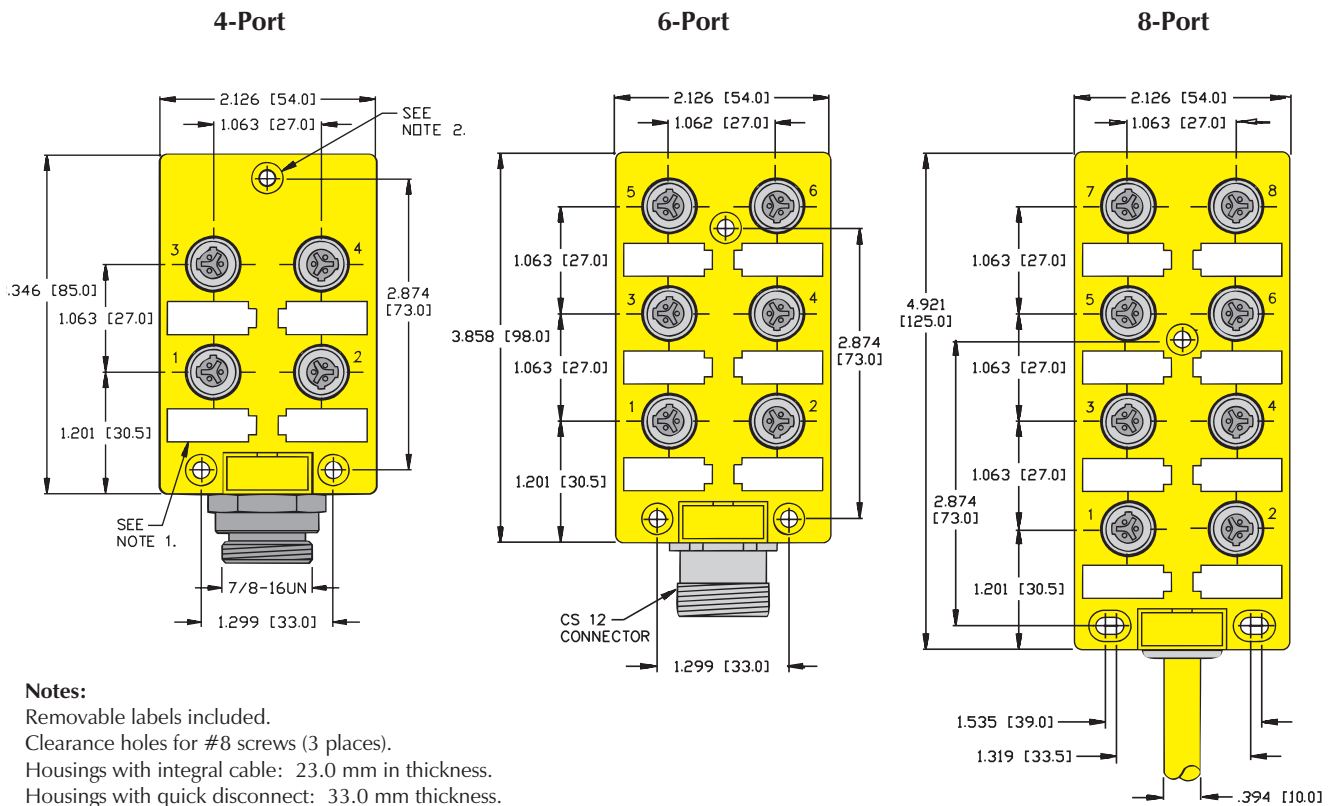
Application	Specifications	Pinout				Part Number
8-port J-box Standard wiring, Integral cable	4 A/port, 9 A total PVC cable, black, 10/18 AWG, foil shield and 20 AWG drain CSA Certified	<u>Function</u> Common (L1) Ground J1 Load (L2) J2 Load (L2) J3 Load (L2)	<u>Color</u> WH GN RD VT BK	<u>Function</u> J4 Load (L2) J5 Load (L2) J6 Load (L2) J7 Load (L2) J8 Load (L2)	<u>Color</u> BU GY YE OG BN	VBKB 80-*
8-port J-box Standard wiring multifast connector	4 A/port, 7 A total 12-pin multifast connector, 10 conductors, mates with CKRM 12-10-* CSA Certified	<u>Function</u> Common (L1) Ground J1 Load (L2) J2 Load (L2) J3 Load (L2)	<u>Pin / Color</u> 5 / WH 7 / GN 6 / RD 1 / VT 4 / BK	<u>Function</u> J4 Load (L2) J5 Load (L2) J6 Load (L2) J7 Load (L2) J8 Load (L2)	<u>Pin / Color</u> 2 / BU 3 / GY 8 / YE 9 / OG 10 / BN	VBKB 80-CS12

* Length in meters

Specifications

Housing:	Nylon.
Contact Carrier:	Nylon (<i>microfast</i> [®]).
Contacts:	Gold plated brass.
Thread Inserts:	Nickel plated brass.
Cable:	See table.
Temperature:	-30°C to +80°C (-22°F to +176°F).
Protection:	NEMA 1, 3, 4, 6P and IEC IP 67.
Cable Length:	Standard cable length is nominal 5 meters. Other lengths available by request - consult factory.
Accessories:	(2) SB-CC closure caps and a VZ1 label kit included.

Dimensions

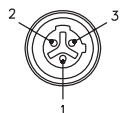
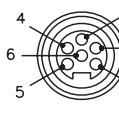



- Notes:**
 Removable labels included.
 Clearance holes for #8 screws (3 places).
 Housings with integral cable: 23.0 mm in thickness.
 Housings with quick disconnect: 33.0 mm thickness.

Functional Wiring Diagram



Pinout

Female	Male	Male
		
3-pin <i>microfast</i>	6-pin <i>minifast</i>	12-pin <i>multifast</i>



multibox® *microfast*® Junction Boxes with LEDs

- 4 and 8 Ports
- For AC Sensors
- Simplifies Wiring Installation
- Quick Disconnect or Integral Home Run Cable
- LEDs for Power and Signal

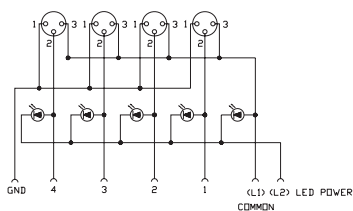
4-port, 40-120 VAC

Application	Specifications	Pinout		Part Number		
4 port J-box Standard wiring Integral cable	4 A/port, 9 A total PVC cable, black, 7/18 AWG, foil shield and 20 AWG drain CSA NRTL®	<u>Function</u> Common (L1) LED Power (L2) Ground J1 Load (L2)	<u>Color</u> WH WH / BK GN RD	<u>Function</u> J2 Load (L2) J3 Load (L2) J4 Load (L2)	<u>Color</u> OG BK BU	VBKB 40-X5-*
4 port J-box Standard wiring <i>multifast</i> connector	4 A/port, 7 A total 12-pin <i>multifast</i> connector, 7 conductors, mates with CKBM 12-7- CSA NRTL®	<u>Function</u> Common (L1) LED Power (L2) Ground J1 Load (L2)	<u>Pin / Color</u> 3 / WH 1 / WH/BK 7 / GN 4 / RD	<u>Function</u> J2 Load (L2) J3 Load (L2) J4 Load (L2)	<u>Pin / Color</u> 5 / OG 2 / BK 6 / BU	VBKB 40-X5-CS12

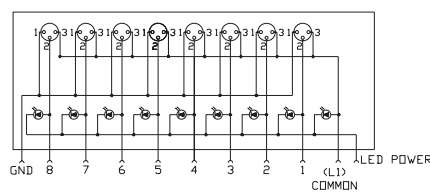
8-port, 40-120 VAC

Application	Specifications	Pinout		Part Number		
8 port J-box Standard wiring Integral cable	4 A/port, 9 A total PVC cable, black 11/18 AWG, foil shield and 20 AWG drain CSA NRTL®	<u>Function</u> Common (L1) LED Power (L2) Ground J1 Load (L2) J2 Load (L2) J3 Load (L2)	<u>Color</u> WH BU / BK GN RD OG BK	<u>Function</u> J4 Load (L2) J5 Load (L2) J6 Load (L2) J7 Load (L2) J8 Load (L2)	<u>Color</u> BU WH / BK RD / BK GN / BK OG / BK	VBKB 80-X9-*
8 port J-box Standard wiring <i>multifast</i> connector	4 A/port, 7 A total 12-pin <i>multifast</i> connector, 11 conductors, mates with CKBM 12-11- CSA NRTL®	<u>Function</u> Common (L1) LED Power (L2) Ground J1 Load (L2) J2 Load (L2) J3 Load (L2)	<u>Pin / Color</u> 11 / WH 7 / BU/BK 9 / GN 10 / RD 1 / OG 12 / BK	<u>Function</u> J4 Load (L2) J5 Load (L2) J6 Load (L2) J7 Load (L2) J8 Load (L2)	<u>Pin / Color</u> 2 / BU 3 / WH / BK 4 / RD / BK 5 / GN / BK 6 / OG / BK	VBKB 80-X9-CS12

Functional Wiring Diagram



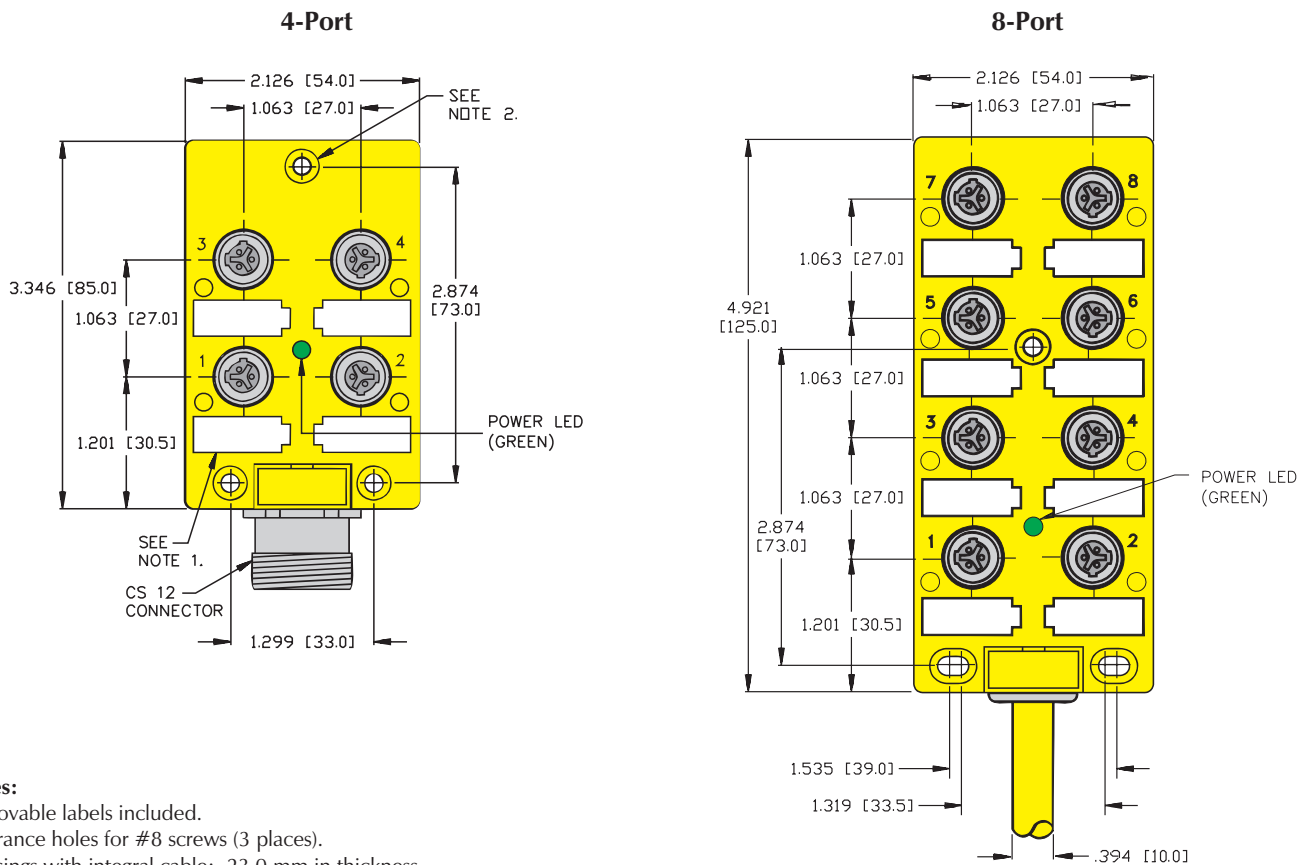
Functional Wiring Diagram



Specifications

- Housing:** Nylon.
- Contact Carrier:** Nylon (*microfast*[®]).
- Contacts:** Gold plated brass.
- Thread Inserts:** Nickel plated brass.
- Cable:** See table.
- Temperature:** -30°C to +80°C (-22°F to +176°F).
- Protection:** NEMA 1, 3, 4, 6P and IEC IP 67.
- Cable Length:** Standard cable length is nominal 5 meters. Other lengths available by request - consult factory.
- Accessories:** (2) SB-CC closure caps and a VZ1 label kit included.

Dimensions



Multibox, microfast

- Notes:**
 Removable labels included.
 Clearance holes for #8 screws (3 places).
 Housings with integral cable: 23.0 mm in thickness.
 Housings with quick disconnect: 33.0 mm thickness.
 Green LED = Power on (center position)
 Yellow LED = Signal (outer position).

Pinout

Female	Male
3-pin microfast	12-pin multifast