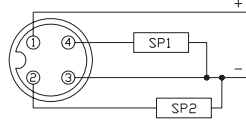
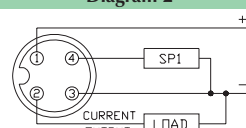
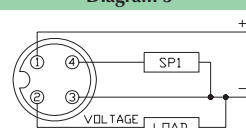


TURCK

Pressure Instrumentation



Housing	Part Number	ID Number	Pressure Range (psig)	Allowable Over-pressure (psig)	Output
4-Wire DC, Dual Discrete, G1/4 Female Connection 	PS01VR-401-2UP8X-H1141	M6831201	-14.5 to 0	43.5	Dual PNP N.O. or N.C.
	PS001R-401-2UP8X-H1141	M6831204	0 to 14.5	43.5	
	PS003R-401-2UP8X-H1141	M6831207	0 to 43.5	108.7	
	PS010R-401-2UP8X-H1141	M6831210	0 to 145	362.5	
	PS016R-401-2UP8X-H1141	M6831213	0 to 232	580	
	PS025R-401-2UP8X-H1141	M6831215	0 to 362	942	
	PS040R-401-2UP8X-H1141	M6831217	0 to 580	1450	
	PS100R-401-2UP8X-H1141	M6831219	0 to 1450	3625	
	PS250R-401-2UP8X-H1141	M6831222	0 to 3625	9064	
	PS400R-401-2UP8X-H1141	M6831225	0 to 5800	13,053	
4-Wire DC, Discrete and Analog Current, G1/4 Female Connection 	PS01VR-401-LIUP8X-H1141	M6831245	-14.5 to 0	43.5	PNP N.O. or N.C. and Programmable Current: 0-20 mA, 4-20 mA, 20-0 mA, 20-4 mA
	PS001R-401-LIUP8X-H1141	M6831227	0 to 14.5	43.5	
	PS003R-401-LIUP8X-H1141	M6831231	0 to 43.5	108.7	
	PS010R-401-LIUP8X-H1141	M6831237	0 to 145	362.5	
	PS016R-401-LIUP8X-H1141	M6831243	0 to 232	580	
	PS025R-401-LIUP8X-H1141	M6831249	0 to 362	942	
	PS040R-401-LIUP8X-H1141	M6831251	0 to 580	1450	
	PS100R-401-LIUP8X-H1141	M6831253	0 to 1450	3625	
	PS250R-401-LIUP8X-H1141	M6831259	0 to 3625	9064	
	PS400R-401-LIUP8X-H1141	M6831263	0 to 5800	13,053	
4-Wire DC, Discrete and Analog Voltage, G1/4 Female Connection 	PS01VR-401-LUUP8X-H1141	M6831828	-14.5 to 0	43.5	PNP N.O. or N.C. and Programmable Voltage: 0-10 V, 0-5 V, 1-6 V, 10-0 V, 5-0 V, 6-1 V
	PS001R-401-LUUP8X-H1141	M6831800	0 to 14.5	43.5	
	PS003R-401-LUUP8X-H1141	M6831232	0 to 43.5	108.7	
	PS010R-401-LUUP8X-H1141	M6831238	0 to 145	362.5	
	PS016R-401-LUUP8X-H1141	M6831820	0 to 232	580	
	PS025R-401-LUUP8X-H1141	M6831836	0 to 362	942	
	PS040R-401-LUUP8X-H1141	M6831844	0 to 580	1450	
	PS100R-401-LUUP8X-H1141	M6831254	0 to 1450	3625	
	PS250R-401-LUUP8X-H1141	M6831858	0 to 3625	9064	
	PS400R-401-LUUP8X-H1141	M6831264	0 to 5800	13,053	

Voltage	Setpoint Range (psig)	Re-Setpoint Range (psig)	Switching Current	Analog Load	Setpoint Accuracy	Analog Accuracy **	Mating Cordset	Wiring Diagram #	Wiring Diagrams
15-30 VDC	-14.5 to -0.73	-14.07 to -0.29	≤200 mA	N/A	±0.5%	N/A	RK 4.4T-*	1	<p>Diagram 1</p>  <p>Diagram 2</p>  <p>Diagram 3</p> 
	0.73 to 14.5	0.29 to 14.07	≤200 mA	N/A	±0.5%	N/A	RK 4.4T-*	1	
	2.17 to 43.5	0.87 to 42.2	≤200 mA	N/A	±0.5%	N/A	RK 4.4T-*	1	
	7.25 to 145	2.9 to 140	≤200 mA	N/A	±0.5%	N/A	RK 4.4T-*	1	
	11.6 to 232	4.64 to 225	≤200 mA	N/A	±0.5%	N/A	RK 4.4T-*	1	
	18.13 to 362.5	7.25 to 351	≤200 mA	N/A	±0.5%	N/A	RK 4.4T-*	1	
	29 to 580	11.6 to 562	≤200 mA	N/A	±0.5%	N/A	RK 4.4T-*	1	
	72.5 to 1450	29 to 1406	≤200 mA	N/A	±0.5%	N/A	RK 4.4T-*	1	
	181 to 3625	72.5 to 3516	≤200 mA	N/A	±0.5%	N/A	RK 4.4T-*	1	
290 to 5800	116 to 5626	≤200 mA	N/A	±0.5%	N/A	RK 4.4T-*	1		
18-30 VDC	-14.5 to -0.73	-14.07 to -0.29	≤200 mA	≤500 Ω	±0.5%	≤±0.5%	RK 4.4T-*	2	
	0.73 to 14.5	0.29 to 14.07	≤200 mA	≤500 Ω	±0.5%	≤±0.5%	RK 4.4T-*	2	
	2.17 to 43.5	0.87 to 42.2	≤200 mA	≤500 Ω	±0.5%	≤±0.5%	RK 4.4T-*	2	
	7.25 to 145	2.9 to 140	≤200 mA	≤500 Ω	±0.5%	≤±0.5%	RK 4.4T-*	2	
	11.6 to 232	4.64 to 225	≤200 mA	≤500 Ω	±0.5%	≤±0.5%	RK 4.4T-*	2	
	18.13 to 362.5	7.25 to 351	≤200 mA	≤500 Ω	±0.5%	≤±0.5%	RK 4.4T-*	2	
	29 to 580	11.6 to 562	≤200 mA	≤500 Ω	±0.5%	≤±0.5%	RK 4.4T-*	2	
	72.5 to 1450	29 to 1406	≤200 mA	≤500 Ω	±0.5%	≤±0.5%	RK 4.4T-*	2	
	181 to 3625	72.5 to 3516	≤200 mA	≤500 Ω	±0.5%	≤±0.5%	RK 4.4T-*	2	
290 to 5800	116 to 5626	≤200 mA	≤500 Ω	±0.5%	≤±0.5%	RK 4.4T-*	2		
18-30 VDC	-14.5 to -0.73	-14.07 to -0.29	≤200 mA	≥2 kΩ	±0.5%	≤±0.5%	RK 4.4T-*	3	
	0.73 to 14.5	0.29 to 14.07	≤200 mA	≥2 kΩ	±0.5%	≤±0.5%	RK 4.4T-*	3	
	2.17 to 43.5	0.87 to 42.2	≤200 mA	≥2 kΩ	±0.5%	≤±0.5%	RK 4.4T-*	3	
	7.25 to 145	2.9 to 140	≤200 mA	≥2 kΩ	±0.5%	≤±0.5%	RK 4.4T-*	3	
	11.6 to 232	4.64 to 225	≤200 mA	≥2 kΩ	±0.5%	≤±0.5%	RK 4.4T-*	3	
	18.13 to 362.5	7.25 to 351	≤200 mA	≥2 kΩ	±0.5%	≤±0.5%	RK 4.4T-*	3	
	29 to 580	11.6 to 562	≤200 mA	≥2 kΩ	±0.5%	≤±0.5%	RK 4.4T-*	3	
	72.5 to 1450	29 to 1406	≤200 mA	≥2 kΩ	±0.5%	≤±0.5%	RK 4.4T-*	3	
	181 to 3625	72.5 to 3516	≤200 mA	≥2 kΩ	±0.5%	≤±0.5%	RK 4.4T-*	3	
290 to 5800	116 to 5626	≤200 mA	≥2 kΩ	±0.5%	≤±0.5%	RK 4.4T-*	3		

Pressure

See page B10 for additional pressure specifications.
 See pages B31-B35 for diaphragm seals.
 See pages B36-B37 for pressure accessories.
 * Length in meters.
 ** Accuracy includes linearity, repeatability and hysteresis.