

Seriplex™

Seriplex is designed to be easy and simple to use where applications demand a very high speed. Response times are less than a millisecond for 128 points.

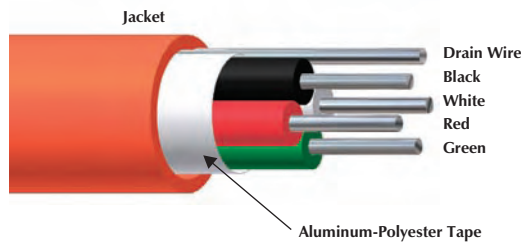
- Cable runs of 5,000+ feet
- System throughput time is 0.4 msec for 32 sensors plus 32 actuators (5 msec for 510 I/O)
- Supports more than 255 inputs and 255 outputs
- Flexibility of system without system reconfiguration
- Supports any wiring configuration - star, loop, tree, trunks, daisy chain

Seriplex media consists of a small, 4-wire shielded cable that provides both communications and power.

Bus Type	Master/slave and peer-to-peer
Bus Topology	Open - any combination of tree, loop, multi-drop, star, etc.
Maximum Number of Slaves	Non-multiplexed: 5010+ (225 input + 255 output) Multiplexed: 7.680 discrete or 480 analog or a combination
Data Packet Size	1-255 bits
Network Length	5,000 ft. or longer (without repeaters)
Bus Scan Time	Scalable - 0.72 ms for 31 sensors plus 31 actuators; 5.2 ms for 510 I/O devices
Error Detection System	Yes - CDR, digital debounce and diagnostic output
Transmission Signal	Binary, Analog, ASCII
Media	4-wire cable
Determinism	Yes - inherently deterministic

Seriplex™, Cable Specifications

- Cable that Meets the Requirements of Seriplex CBL 1622-PI
- Cable Consists of Two Wires for Clock and Data and Two for Power and Common



Maximum Distance = 1524 meters (5000 feet)

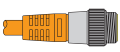



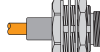
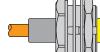





Type	Approvals	Data		Power		Outer Jacket	Shields	Bulk Cable Part Number / Weight/300 M
		AWG Color Code	DCR (/1000 feet) Insulation	AWG Color Code	DCR (/1000 feet) Insulation	Material Color Nominal O.D.	Type Drain Wire	
582 75°C 300 Volts	NEC CL2 CM CEC CM	2/22 AWG WH/GN	18.1 Ohms PE	2/16 AWG RD/BK	4.5 Ohms PE	PVC Orange 9.4 mm (.368 in)	Foil 22 AWG	RB50789-*M 56 lbs.

* Indicates length in meters.
Standard cable lengths are 30, 75, 150, 225 and 300 meters.

TURCK

Network Media Products

Seriplex™, Cable and Cordset Selection Matrix

		<i>minifast</i> ®				<i>minifast</i>		
		Pin (Male)		Socket (Female)		Pin (Male)	Socket (Female)	
		1  RSM	2  WSM	3  RKM	4  WKM	5  RSFP	6  RKFP	
 Bare		RSM 582-*M	WSM 582-*M	RKM 582-*M	WKM 582-*M	RSFP 582-*M	RKFP 582-*M	
<i>minifast</i>	Pin (Male)	1  RSM	RSM RSM 582-*M	RSM WSM 582-*M	RSM RKM 582-*M	RSM WKM 582-*M	RSM RSFP 582-*M	RSM RKFP 582-*M
		2  WSM		WSM WSM 582-*M	WSM RKM 582-*M	WSM WKM 582-*M	WSM RSFP 582-*M	WSM RKFP 582-*M
		3  RKM			RKM RKM 582-*M	RKM WKM 582-*M	RKM RSFP 582-*M	RKM RKFP 582-*M
	Socket (Female)	4  WKM				WKM WKM 582-*M	WKM RSFP 582-*M	WKM RKFP 582-*M

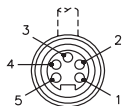
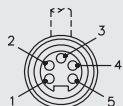
See page S44 for dimensional drawings.

* Indicates length in meters.

Refer to the Cordset Builder at www.turck.com for assistance with cordset/cable combinations.

Standard cable lengths are 1.0, 2.0, 4.0, 6.0, 10...15 Meters. Consult factory for other lengths.

For stainless steel coupling nuts change part number RSM ... to RSV, WSM ... to WSV.

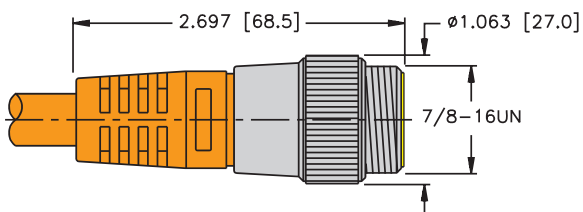
<i>minifast</i>	Pinouts	<i>minifast</i>
Male 	1. Bare (Shield Drain Wire) 2. Red (+ Voltage) 3. Black (- Voltage) 4. Green (Clock) 5. White (Data)	Female 

Seriplex™, minifast® Cordset and Receptacle Connector Dimensions

Specifications

Housing:	PUR (polyurethane)
Coupling Nut:	Nickel Plated CuZn or Stainless Steel
Contact Carrier:	TPU (polyurethane)
Contacts:	Gold Plated CuZn
Protection:	NEMA 1, 3, 4, 6P and IEC IP 68
Rated Voltage:	300 V
Rated Current:	9 A
Ambient Temperature:	-40°C to +75°C

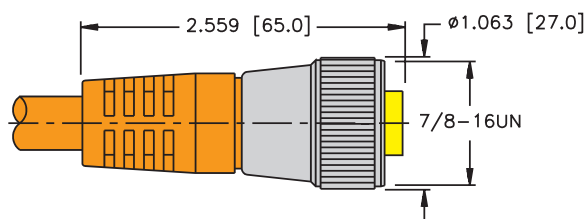
1



RSM ..

Page S43

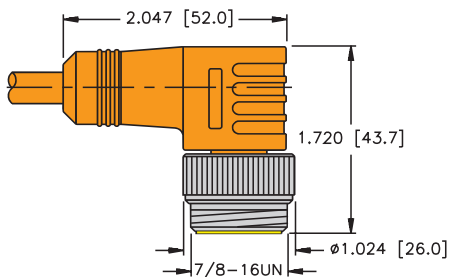
3



RKM ..

Page S43

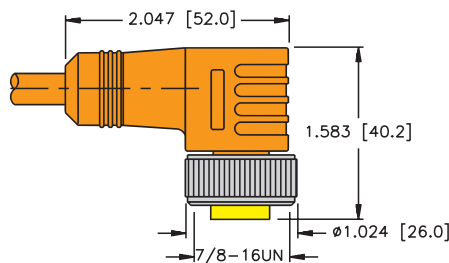
2



WSM ..

Page S43

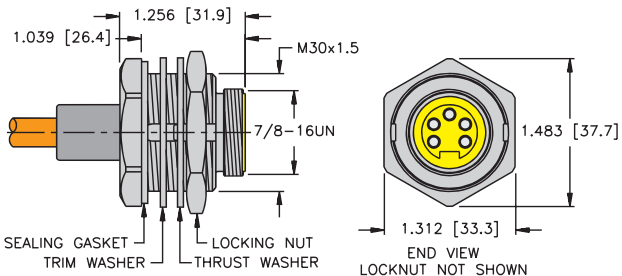
4



WKM ..

Page S43

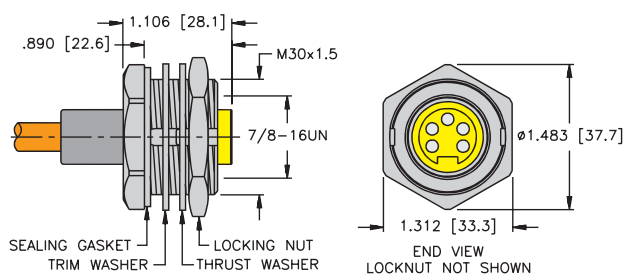
5



RSFP ..

Page S43

6



RKFP ..

Page S43