



Housing Style	Part Number	ID Number	Features	Sensing Range (mm)	Output
12 mm - Embeddable, eurofast® Connection, Extended Barrel Length, Teflon Coated Barrel 	Bi 3-MT12HE-AD4X-H1141	T4405088		3	2-Wire DC
	Bi 3-MT12HE-AD4X-H1144	T4405089		3	
	Bi 3U-MT12HE-AN6X2-H1141	M1634230	<i>uprox</i>	3	3-Wire DC NPN
	Bi 4-MT12HE-AN6X-H1141	T4607197	<i>Ext. Range</i>	4	
	Bi 3U-MT12HE-AP6X2-H1141	M1634220	<i>uprox</i>	3	3-Wire DC PNP
	Bi 4-MT12HE-AP6X-H1141	T4608093	<i>Ext. Range</i>	4	
12 mm - Embeddable, eurofast Connection, Stainless Steel Barrel 	Bi 3U-EM12H-AP6X-H1141	M1634312	<i>uprox</i>	3	3-Wire DC PNP
12 mm - Embeddable, eurofast Connection, Teflon Coated Barrel 	Bi 4-MT12H-AN6X-H1141	T4607194	<i>Ext. Range</i>	4	3-Wire DC NPN
	Bi 3U-MT12H-AP6X-H1141	M1634212	<i>uprox</i>	3	3-Wire DC PNP
	Bi 4-MT12H-AP6X-H1141	T4607093	<i>Ext. Range</i>	4	
12 mm - Embeddable, eurofast Connection, Extended Length Stainless Steel Barrel 	Bi 3U-EM12HE-AN6X2-H1141	M1634311	<i>uprox</i>	3	3-Wire DC NPN
	Bi 3U-EM12HE-AP6X2-H1141	M1634310	<i>uprox</i>	3	3-Wire DC PNP
12 mm - Embeddable, microfast® Connection, Teflon Coated Barrel 	Bi 2-GT12H-ADZ32X-B3131/S34	T4205093	<i>WFI</i>	2	2-Wire AC/DC Short-Circuit Protected
	Bi 4-GT12H-ADZ32X-B3131	T4205097		4	



Voltage	Switching Freq. (Hz)	Operating Current (mA)	Operating Temp. (°C)	Protection	Housing	Face	Power LED	Output LED	Mating Cordset	Wiring Diagram #	Wiring Diagrams
10-65 VDC	1000	≤100	-25 to +70	IP 67	TC	SF	N/A	YE	RK 4.2T-*/S1587	1	Diagram 1
	1000	≤100	-25 to +70	IP 67	TC	SF	N/A	YE	RK 4.23T-*/S1587	4	
10-30 VDC	3000	≤200	-30 to +85	IP 67	TC	SF	GN	YE	RKC 4T-*/S1587	2	Diagram 2
	2000	≤200	-25 to +70	IP 67	TC	SF	N/A	YE	RKC 4T-*/S1587	2	
10-30 VDC	3000	≤200	-30 to +85	IP 67	TC	SF	GN	YE	RKC 4T-*/S1587	3	Diagram 3
	2000	≤200	-25 to +70	IP 67	TC	SF	N/A	YE	RKC 4T-*/S1587	3	
10-30 VDC	3000	≤200	-30 to +85	IP 68	SS	SF	N/A	YE	RKC 4T-*/S1587	3	Diagram 4
10-30 VDC	2000	≤200	-25 to +70	IP 67	TC	SF	N/A	YE	RKC 4T-*/S1587	2	Diagram 4
10-30 VDC	3000	≤200	-30 to +85	IP 67	TC	SF	N/A	YE	RKC 4T-*/S1587	3	Diagram 5
	2000	≤200	-25 to +70	IP 67	TC	SF	N/A	YE	RKC 4T-*/S1587	3	
10-30 VDC	3000	≤200	-30 to +85	IP 68	SS	SF	GN	YE	RKC 4T-*/S1587	4	
10-30 VDC	3000	≤200	-30 to +85	IP 68	SS	SF	GN	YE	RKC 4T-*/S1587	2	
20-250 VAC 10-300 VDC	20	≤100	-25 to +70	IP 67	TC	SF	N/A	YE	KBE 3T-*/S600	5	
	20	≤100	-25 to +70	IP 67	TC	SF	N/A	YE	KBE 3T-*/S600	5	

* Length in meters.



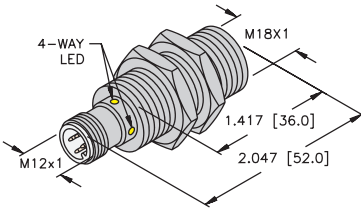
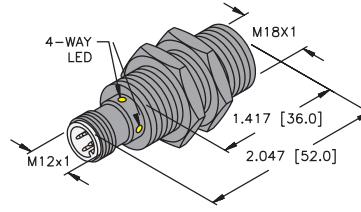
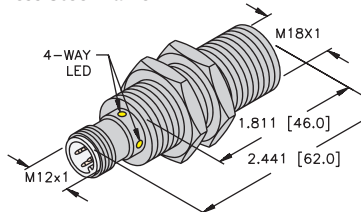
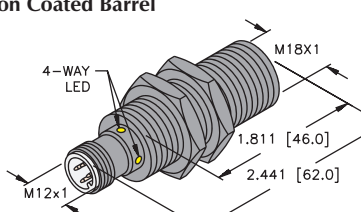
Housing Style	Part Number	ID Number	Features	Sensing Range (mm)	Output
<p>18 mm - Embeddable, <i>minifast</i>® Connection, Teflon Coated Barrel</p>	Bi 5-GT18H-ADZ30X2-B1331/S34	T4255299	WFI	5	2-Wire AC/DC Short-Circuit Protected
<p>18 mm - Embeddable, <i>minifast</i> Right Angle Connection, Teflon Coated Barrel</p>	Bi 5-GT18H-ADZ30X2-B1431/S34	T4255287		5	2-Wire AC/DC Short-Circuit Protected
<p>18 mm - Embeddable, <i>microfast</i>® Connection, Teflon Coated Barrel</p>	Bi 5-GT18H-ADZ30X2-B3331/S34	T4255289	WFI	5	2-Wire AC/DC Short-Circuit Protected
<p>18 mm - Embeddable, <i>microfast</i> Right Angle Connection, Teflon Coated Barrel</p>	Bi 5-GT18H-ADZ30X2-B3431/S34	T4255288	WFI	5	2-Wire AC/DC Short-Circuit Protected



Voltage	Switching Freq. (Hz)	Operating Current (mA)	Operating Temp. (°C)	Protection	Housing	Face	Power LED	Output LED	Mating Cordset	Wiring Diagram #	Wiring Diagrams
20-250 VAC 10-300 VDC	20	≤400/300	-25 to +70	IP 67	TC	SF	GN	RD	RKM 311-*/M/S600	1	<p>Diagram 1</p> <p>Diagram 2</p>
20-250 VAC 10-300 VDC	20	≤400/300	-25 to +70	IP 67	TC	SF	GN	RD	RKM 311-*/M/S600	1	
20-250 VAC 10-300 VDC	20	≤400/300	-25 to +70	IP 67	TC	SF	GN	RD	KBE 3T-*/S600	2	
20-250 VAC 10-300 VDC	20	≤400/300	-25 to +70	IP 67	TC	SF	GN	RD	KBE 3T-*/S600	2	

* Length in meters.



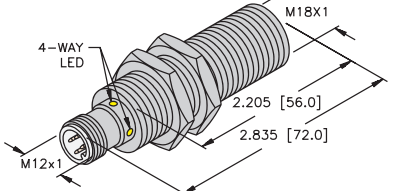
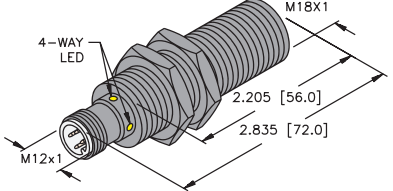
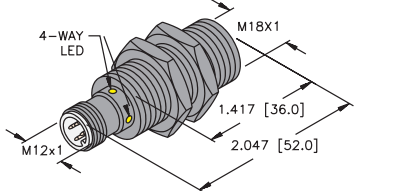
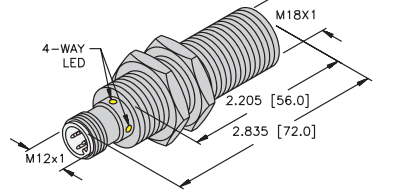
Housing Style	Part Number	ID Number	Features	Sensing Range (mm)	Output
18 mm - Embeddable, eurofast® Connection Stainless Steel Barrel 	Bi 5U-EM18H-AP6X-H1141	M1635112	<i>uprox</i>	5	3-Wire DC PNP
	Bi 8-EM18H-AP6X-H1141	T4615094	<i>Ext. Range</i>	8	
18 mm - Embeddable, eurofast Connection, Teflon Coated Barrel 	Bi 7-MT18H-AD4X-H1141	T4414580-1	<i>Ext. Range</i>	7	2-Wire DC
18 mm - Embeddable, eurofast Connection Stainless Steel Barrel 	Bi 5U-EM18H-AN6X2-H1141/S395	M1635146	<i>uprox</i>	5	3-Wire DC NPN
	Bi 5U-EM18H-AP6X2-H1141/S395	M1635158	<i>uprox</i>	5	3-Wire DC PNP
18 mm - Embeddable, eurofast Connection, Teflon Coated Barrel 	Bi 5U-MT18H-AN6X2-H1141/S395	T4255288	<i>uprox</i>	5	3-Wire DC NPN
	Bi 5U-MT18H-AP6X2-H1141/S395	M1635220	<i>uprox</i>	5	3-Wire DC PNP



Voltage	Switching Freq. (Hz)	Operating Current (mA)	Operating Temp. (°C)	Protection	Housing	Face	Power LED	Output LED	Mating Cordset	Wiring Diagram #	Wiring Diagrams
10-30 VDC	2500	≤200	-25 to +70	IP 68	SS	SF	N/A	YE	RKC 4T-*/S1587	1	<p>Diagram 1</p> <p>Diagram 2</p> <p>Diagram 3</p>
	500	≤400	-25 to +70	IP 67	SS	SF	N/A	YE	RKC 4T-*/S1587	1	
10-65 VDC	1000	≤100	-25 to +70	IP 67	TC	SF	N/A	YE	RK 4.2T-*/S1587	2	
10-30 VDC	2500	≤200	-30 to +85	IP 68	SS	SF	GN	YE	RKC 4T-*/S1587	3	
10-30 VDC	2500	≤200	-30 to +85	IP 68	SS	SF	GN	YE	RKC 4T-*/S1587	1	
10-30 VDC	2500	≤200	-30 to +85	IP 67	TC	SF	GN	YE	RKC 4T-*/S1587	3	
10-30 VDC	2500	≤200	-30 to +85	IP 67	TC	SF	GN	YE	RKC 4T-*/S1587	1	

* Length in meters.



Housing Style	Part Number	ID Number	Features	Sensing Range (mm)	Output
18 mm - Embeddable, Ext. Barrel Length, eurofast® Connection, Stainless Steel Barrel 	Bi 8-EM18HE-AN6X-H1141	T4615194	Ext. Range	8	3-Wire DC NPN
	Bi 8-EM18HE-AP6X-H1141	T4615095	Ext. Range	8	3-Wire DC PNP
18 mm - Embeddable, Ext. Barrel Length, eurofast Connection, Teflon Coated Barrel 	Bi 7-MT18HE-AD4X-H1141	T4414597		7	2-Wire DC
	Bi 7-MT18HE-AD4X-H1144	T4414598		7	
18 mm - Embeddable, eurofast Connection, Teflon Coated Barrel 	Bi 8-EMT18H-AN6X-H1141	T46150942		8	3-Wire DC NPN
	Bi 8-EMT18H-AP6X-H1141	T46150941		8	3-Wire DC PNP
18 mm - Embeddable, Ext. Barrel Length, eurofast Connection, Stainless Steel Barrel 	Bi 7-EM18HE-AD4X-H1141	T44145802		7	2-Wire DC



Voltage	Switching Freq. (Hz)	Operating Current (mA)	Operating Temp. (°C)	Protection	Housing	Face	Power LED	Output LED	Mating Cordset	Wiring Diagram #	Wiring Diagrams
10-30 VDC	500	≤200	-25 to +70	IP 67	SS	SF	N/A	YE	RKC 4T-*/S1587	3	<p>Diagram 1</p>
10-30 VDC	500	≤200	-25 to +70	IP 67	SS	SF	N/A	YE	RKC 4T-*/S1587	4	<p>Diagram 2</p>
10-65 VDC	1000	≤100	-25 to +70	IP 67	TC	SF	N/A	YE	RK 4.2T-*/S1587	1	<p>Diagram 3</p>
	1000	≤100	-25 to +70	IP 67	TC	SF	N/A	YE	RK 4.23T-*/S1587	2	
10-30 VDC	500	≤200	-25 to +70	IP 67	TC	SF	N/A	YE	RKC 4T-*/S1587	3	<p>Diagram 4</p>
10-30 VDC	500	≤200	-25 to +70	IP 67	TC	SF	N/A	YE	RKC 4T-*/S1587	4	
10-65 VDC	1000	≤100	-25 to +70	IP 67	SS	SF	N/A	YE	RKC 4T-*/S1587	1	

* Length in meters.



Housing Style	Part Number	ID Number	Features	Sensing Range (mm)	Output	
30 mm - Embeddable, eurofast® Connection Stainless Steel Barrel 	Bi10U-EM30H-AN6X2-H1141	M1636407	<i>uprox</i>	10	3-Wire DC NPN	
	Bi15-EM30H-AN6X-H1141	T4618692	<i>Ext. Range</i>	15		
	Bi10U-EM30H-AP6X2-H1141	M1636406	<i>uprox</i>	10	3-Wire DC PNP	
	Bi15-EM30H-AP6X-H1141	T4618592	<i>Ext. Range</i>	15		
	30 mm - Embeddable, eurofast Connection, Teflon Coated Barrel 	Bi 12-MT30H-AD4X-H1141	T4417094		12	2-Wire DC
		Bi 12-MT30H-AD4X-H1144	T4417095		12	
Bi10U-MT30H-AN6X2-H1141		M1636220	<i>uprox</i>	10	3-Wire DC NPN	
Bi10U-MT30H-AP6X2-H1141		M1636415	<i>uprox</i>	10	3-Wire DC PNP	
30 mm - Embeddable, eurofast Connection, Extended Length Stainless Steel Barrel 		Bi10U-EM30HE-AP6X2-H1141	T46150942	<i>uprox</i>	10	3-Wire DC PNP



Voltage	Switching Freq. (Hz)	Operating Current (mA)	Operating Temp. (°C)	Protection	Housing	Face	Power LED	Output LED	Mating Cordset	Wiring Diagram #	Wiring Diagrams
10-30 VDC	2000	≤200	-30 to +85	IP 68	SS	SF	GN	YE	RKC 4T-*/S1587	1	Diagram 1
	300	≤200	-25 to +70	IP 67	SS	SF	N/A	YE	RKC 4T-*/S1587	1	
10-30 VDC	2000	≤200	-30 to +85	IP 68	SS	SF	GN	YE	RKC 4T-*/S1587	2	Diagram 2
	300	≤200	-25 to +70	IP 67	SS	SF	N/A	YE	RKC 4T-*/S1587	2	
10-65 VDC	500	≤100	-25 to +70	IP 67	TC	SF	N/A	YE	RK 4.2T-*/S1587	3	Diagram 3
	500	≤100	-25 to +70	IP 67	TC	SF	N/A	YE	RK 4.23T-*/S1587	4	
10-30 VDC	2000	≤200	-30 to +85	IP 67	TC	SF	GN	YE	RKC 4T-*/S1587	1	Diagram 3
10-30 VDC	2000	≤200	-30 to +85	IP 67	TC	SF	GN	YE	RKC 4T-*/S1587	2	Diagram 4
10-30 VDC	2000	≤200	-30 to +85	IP 68	SS	SF	GN	YE	RKC 4T-*/S1587	2	

* Length in meters.



Housing Style	Part Number	ID Number	Features	Sensing Range (mm)	Output
<p>30 mm - Embeddable, <i>microfast</i>® Connection, Stainless Steel Barrel</p>	Bi15-EG30H-ADZ30X2-B3131	T4207284		15	2-Wire AC/DC Short-Circuit Protected
<p>30 mm - Embeddable, <i>microfast</i> Connection, Teflon Coated Barrel</p>	Bi10-GT30H-ADZ30X2-B3131/S34	T4256094	WFI	10	2-Wire AC/DC Short-Circuit Protected
<p>30 mm - Embeddable, <i>minifast</i>® Connection, Stainless Steel Barrel</p>	Bi15-EG30H-ADZ30X2-B1131	T4207292	Ext. Range	15	2-Wire AC/DC Short-Circuit Protected



Voltage	Switching Freq. (Hz)	Operating Current (mA)	Operating Temp. (°C)	Protection	Housing	Face	Power LED	Output LED	Mating Cordset	Wiring Diagram #	Wiring Diagrams
20-250 VAC 10-300 VDC	20	≤400/300	-25 to +70	IP 67	SS	SF	GN	RD	KBE 3T-*/S600	1	<p>Diagram 1</p> <p>Diagram 2</p>
20-250 VAC 10-300 VDC	20	≤400/300	-25 to +70	IP 67	TC	SF	GN	RD	KBE 3T-*/S600	1	
20-250 VAC 10-300 VDC	20	≤400/300	-25 to +70	IP 67	SS	SF	GN	RD	RKM 311M-*/S600	2	

* Length in meters.



Housing Style	Part Number	ID Number	Features	Sensing Range (mm)	Output
<p>12 mm - Embeddable, Potted-In Cable, Teflon Coated Barrel</p>	Bi 4-GT12H-AP6X	T4670280		4	3-Wire DC PNP
<p>18 mm - Embeddable, Potted-In Cable, Short Length Teflon Coated Barrel</p>	Bi 7-GT18HK-AD4X	T44145811	<i>Short Barrel</i>	7	2-Wire DC



Voltage	Switching Freq. (Hz)	Operating Current (mA)	Operating Temp. (°C)	Protection	Housing	Face	End Cap	Power LED	Output LED	Cable Length/ Cable Mat.	Wiring Diagram #	Wiring Diagrams
10-30 VDC	2000	≤200	-25 to +70	IP 67	TC	SF		N/A	YE	2M/PVC	1	<p>Diagram 1</p> <p>Diagram 2</p>
10-65 VDC	1000	≤100	-25 to +70	IP 67	TC	SF		N/A	YE	2M/PVC	2	