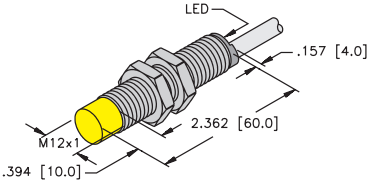
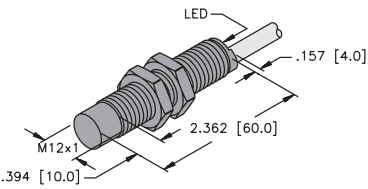
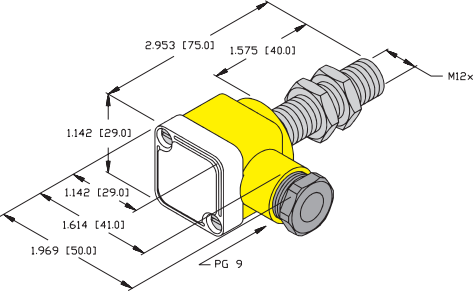
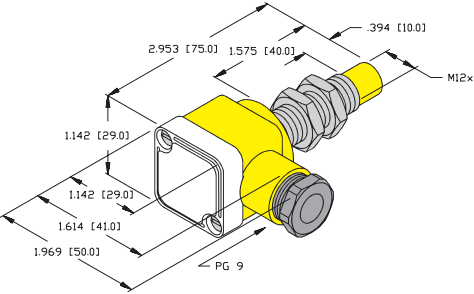


Inductive Sensors



Housing Style	Part Number	ID Number	Features	Sensing Range (mm)	Output
12 mm - Nonembeddable, Potted-In Cable 	Ni 4-G12-AZ33X	T1304202		4	2-Wire AC/DC
	Ni 4-G12-ADZ32X	T4205200		4	
	Ni 8-G12-ADZ32X	T4205400	<i>Extended Range</i>	8	
12 mm - Nonembeddable, Potted-In Cable, Teflon Coated 	Ni 4-GT12-ADZ32X/S34	T4205210	<i>Weld-field Immune</i>	4	2-Wire AC/DC
	Ni 4-GT12-AZ33X/S34	T1304294	<i>Weld-field Immune</i>	4	2-Wire AC/DC
12 mm - Embeddable, Terminal Chamber 	Bi 2-G12SK-AN6X2	T4636500		2	3-Wire DC NPN
	Bi 3U-EG12SK-AN6X	M1634420	<i>Uprox</i>	3	
	Bi 2-G12SK-AP6X2	T4636400		2	3-Wire DC PNP
	Bi 3U-EG12SK-AP6X	M1634400	<i>Uprox</i>	3	
12 mm - Nonembeddable, Terminal Chamber 	Ni 5-G12SK-AN6X2	T4636700		5	3-Wire DC NPN
	Ni 8U-EG12SK-AN6X	M1644420	<i>Uprox</i>	8	
	Ni 5-G12SK-AP6X2	T4636600		5	3-Wire DC PNP
	Ni 8U-EG12SK-AP6X	M1644400	<i>Uprox</i>	8	

For detailed sensor specifications see Section M.
Normally Closed versions available upon request, consult factory.



Voltage	Switching Freq. (Hz)	Operating Current (mA)	Operating Temp. (°C)	Protection	Housing	Face	End Cap	Power LED	Output LED	Cable Length/ Cable Mat.	Wiring Diagram #	Wiring Diagrams
35-250 VAC 10-300 VDC	20	≤100	-25 to +70	IP 67	CPB	PA 12	EPTR	N/A	YE	2M/PVC	1	<p>Diagram 1</p> <p>Diagram 2</p> <p>Diagram 3</p>
	20	≤100	-25 to +70	IP 67	CPB	PA 12	EPTR	N/A	YE	2M/PVC	1	
	20	≤100	-25 to +70	IP 67	CPB	PA 12	EPTR	N/A	YE	2M/PVC	1	
20-250 VAC 10-300 VDC	20	≤100	-25 to +70	IP 67	TC	TC	EPTR	N/A	YE	2M/PVC	1	
	35-250 VAC 10-300 VDC	20	≤100	-25 to +70	IP 67	TC	TC	EPTR	N/A	YE	2M/PVC	1
10-30 VDC	2000	≤200	-25 to +70	IP 67	CPB	PA 12	N/A	GN	YE	- - - -	2	
	3000	≤200	-30 to +85	IP 68	SS	PA 12	N/A	N/A	YE	- - - -	2	
10-30 VDC	2000	≤200	-25 to +70	IP 67	CPB	PA 12	N/A	GN	YE	- - - -	3	
	3000	≤200	-30 to +85	IP 68	SS	PA 12	N/A	N/A	YE	- - - -	3	
10-30 VDC	1500	≤200	-25 to +70	IP 67	CPB	PA 12	N/A	GN	YE	- - - -	2	
	2000	≤200	-30 to +85	IP 68	SS	PA 12	N/A	N/A	YE	- - - -	2	
10-30 VDC	1500	≤200	-25 to +70	IP 67	CPB	PA 12	N/A	GN	YE	- - - -	3	
	2000	≤200	-30 to +85	IP 68	SS	PA 12	N/A	N/A	YE	- - - -	3	

Barrels

For material descriptions see page M22.