

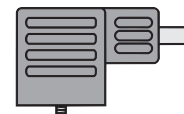


**V\*fast® Valve Connectors, Type “A” (18 mm)**

- Available with PVC, PUR and Rubber Jacket
- 18 and 24 AWG
- 2 Conductors + Ground, Ground Contacts Parallel Wired



\*\*All parts except “E”.



Type A

**“A” Style Valve Connectors, Standard Color Code**

Application	Cable Specs	Pinout	Voltage VAC/DC	Straight Wired	Indicator LED	Indicator LED and MOV**	Indicator LED and Diode - DC only
Standard duty PVC	3/18 AWG, Grey PVC 105°C 6.2 mm OD Black Body	1. BK 1 2. BK 2 Gnd - GN/YE	0-220	VAS 22-A653-*M	- - - -	- - - -	- - - -
			24-48	- - - -	VAS 22-B653-*M	VAS 22-D653-*M	VAS 22-F653-*M
			110-220	- - - -	VAS 22-C653-*M	VAS 22-E653-*M	- - - -
Standard duty PUR	3/18 AWG, Grey PUR 80°C 6.2 mm OD Black Body	1. BK 1 2. BK 2 Gnd - GN/YE	0-220	VAS 22-A669-*M	- - - -	- - - -	- - - -
			24-48	- - - -	VAS 22-B669-*M	VAS 22-D669-*M	VAS 22-F669-*M
			110-220	- - - -	VAS 22-C669-*M	VAS 22-E669-*M	- - - -

**“A” Style Valve Connectors, IEC Color Code**

Application	Cable Specs	Pinout	Voltage VAC/DC	Straight Wired	Indicator LED	Indicator LED and MOV**	Indicator LED and Diode - DC only
Small diameter PVC	3/24 AWG, Yellow PVC 105°C 4.4 mm OD Black Body	1. BN 2. BU Gnd - BK	0-220	VAS 22-A642-*M	- - - -	- - - -	- - - -
			24-48	- - - -	VAS 22-B642-*M	VAS 22-D642-*M	VAS 22-F642-*M
			110-220	- - - -	VAS 22-C642-*M	VAS 22-E642-*M	- - - -
Small diameter PUR	3/24 AWG, Black PUR 80°C 4.4 mm OD Black Body	1. BN 2. BU Gnd - BK	0-220	VAS 22-A587-*M	- - - -	- - - -	- - - -
			24-48	- - - -	VAS 22-B587-*M	VAS 22-D587-*M	VAS 22-F587-*M
			110-220	- - - -	VAS 22-C587-*M	VAS 22-E587-*M	- - - -
Rubber	3/18 AWG, Yellow CPE SJOOW, 105°C 8.0 mm OD Black Body	1. BN 2. BU Gnd - BK	0-220	VAS 22-A654-*M	- - - -	- - - -	- - - -
			24-48	- - - -	VAS 22-B654-*M	VAS 22-D654-*M	VAS 22-F654-*M
			110-220	- - - -	VAS 22-C654-*M	VAS 22-E654-*M	- - - -

**“A” Style Valve Connectors, Automotive Color Code**

Application	Cable Specs	Pinout	Voltage VAC/DC	Straight Wired	Indicator LED	Indicator LED and MOV**	Indicator LED and Diode - DC
Rubber	3/18 AWG, Yellow CPE SJOOW, 105°C 8.0 mm OD Yellow Body	1. RD 1 2. RD 2 Gnd - GN	0-220	VAY 22-A658-*M	- - - -	- - - -	- - - -
			24-48	- - - -	VAY 22-B658-*M	VAY 22-D658-*M	- - - -
			110-220	- - - -	VAY 22-C658-*M	VAY 22-E658-*M	- - - -

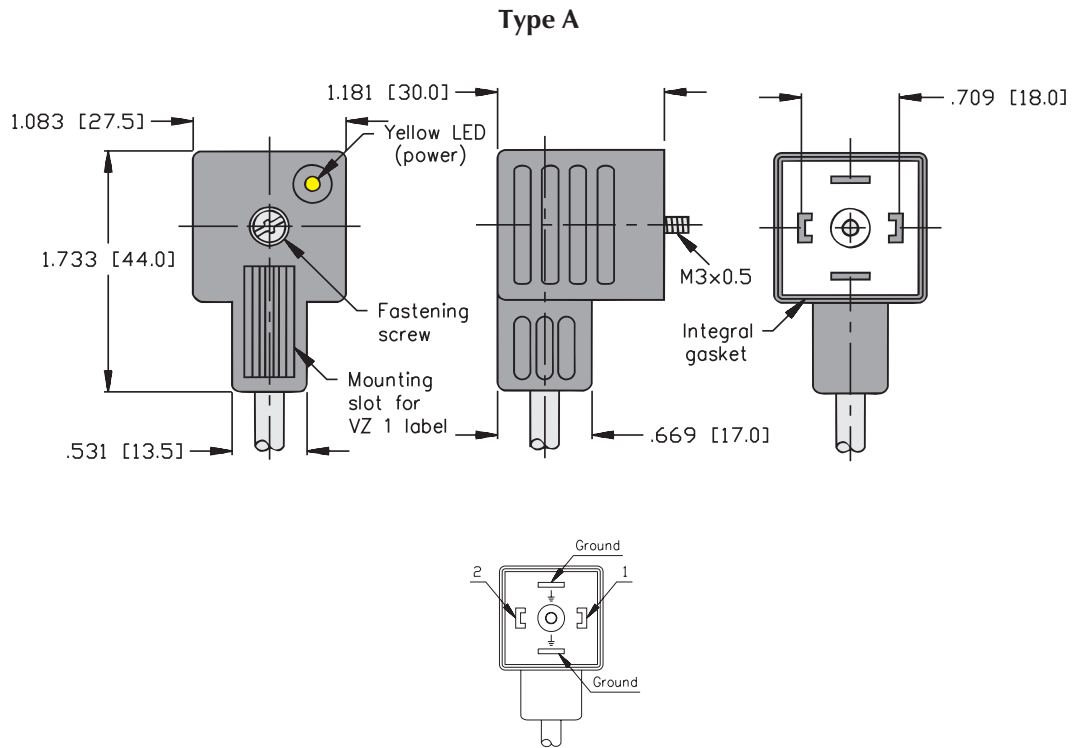
\* Length in meters

### Specifications

**Connector:** Oil resistant polyurethane body material, Nylon contact carrier.  
**Contacts:** Silver plated copper alloy.  
**Cable:** See table.  
**Cable length:** Standard cable lengths are nominal 2, 5 and 10 meters. Other lengths available by request - consult factory.  
**Protection Class:** NEMA 1,3,4,6P and IEC IP 67 when connected and secured.

**Options:** Grey connector body available (special order), change part number VAS .. or VAY .. to VAG ..  
 For other combinations or options, consult factory.

### Dimensions



Cordsets

### Wiring Diagrams

Straight Wired (A)	Indicator LED (B,C)	Indicator LED and MOV (D,E)	Indicator LED and Diode - DC (F)
			<p style="text-align: center;">DC ONLY</p>

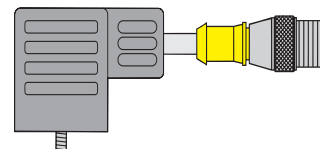


**V\*fast® Valve Connectors, Type “A” (18 mm) Extensions**

- **eurofast® and picofast® Connectors**
- **Wired for Use with Junction Box**
- **Black Body**
- **2 Conductors + Ground (eurofast), Ground Contacts Parallel Wired**



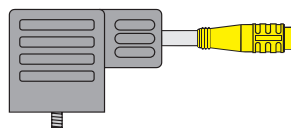
\*\*All parts except “E”.



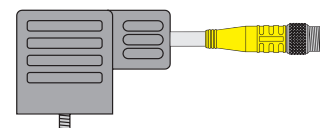
**eurofast Extension**

**“A” Style Valve Connectors, eurofast Extension**

Application	Cable Specs	Voltage VAC/DC	Straight Wired	Indicator LED	Indicator LED and MOV**	Indicator LED and Diode - DC only
Standard duty PVC	3/18 AWG Grey PVC 105°C 6.2 mm OD	0-220 24-48 110-220	VAS 22-A653-*M-RS 5.3T	- - - -	- - - -	- - - -
			- - - -	VAS 22-B653-*M-RS 5.3T	VAS 22-D653-*M-RS 5.3T	VAS 22-F653-*M-RS 5.3T
			- - - -	VAS 22-C653-*M-RS 5.3T	VAS 22-E653-*M-RS 5.3T	- - - -
Standard duty PUR	3/18 AWG Grey PUR 80°C 6.2 mm OD	0-220 24-48 110-220	VAS 22-A669-*M-RS 5.3T	- - - -	- - - -	- - - -
			- - - -	VAS 22-B669-*M-RS 5.3T	VAS 22-D669-*M-RS 5.3T	VAS 22-F669-*M-RS 5.3T
			- - - -	VAS 22-C669-*M-RS 5.3T	VAS 22-E669-*M-RS 5.3T	- - - -
Rubber	3/18 AWG Yellow CPE SJOOW 105°C 8.0 mm OD	0-220 24-48 110-220	VAS 22-A654-*M-RSE 5.3T	- - - -	- - - -	- - - -
			- - - -	VAS 22-B654-*M-RSE 5.3T	VAS 22-D654-*M-RSE 5.3T	VAS 22-F654-*M-RSE 5.3T
			- - - -	VAS 22-C654-*M-RSE 5.3T	VAS 22-E654-*M-RSE 5.3T	- - - -



**picofast Snap Extension**



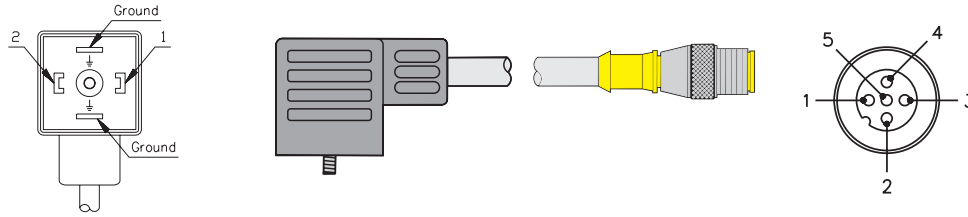
**picofast Threaded Extension**

**“A” Style Valve Connectors, picofast Extension**

Application	Cable Specs	Voltage VAC/DC	Straight Wired	Indicator LED	Indicator LED and MOV	Indicator LED and Diode - DC only
Small diameter, PVC Snap lock	3/24 AWG Yellow PVC 105°C 4.4 mm OD	0-125 24-48 110-220	VAS 22-A642-*M-PSG 3	- - - -	- - - -	- - - -
			- - - -	VAS 22-B642-*M-PSG 3	VAS 22-D642-*M-PSG 3	VAS 22-F642-*M-PSG 3
			- - - -	- - - -	- - - -	- - - -
Small diameter, PUR Snap lock	3/24 AWG Black PUR 80°C 4.4 mm OD	0-125 24-48 110-220	VAS 22-A587-*M-PSG 3	- - - -	- - - -	- - - -
			- - - -	VAS 22-B587-*M-PSG 3	VAS 22-D587-*M-PSG 3	VAS 22-F587-*M-PSG 3
			- - - -	- - - -	- - - -	- - - -
Small diameter, PVC Threaded	3/24 AWG Yellow PVC 105°C 4.4 mm OD	0-125 24-48 110-220	VAS 22-A642-*M-PSG 3M	- - - -	- - - -	- - - -
			- - - -	VAS 22-B642-*M-PSG 3M	VAS 22-D642-*M-PSG 3M	VAS 22-F642-*M-PSG 3M
			- - - -	- - - -	- - - -	- - - -
Small diameter, PUR Threaded	3/24 AWG Black PUR 80°C 4.4 mm OD	0-125 24-48 110-220	VAS 22-A587-*M-PSG 3M	- - - -	- - - -	- - - -
			- - - -	VAS 22-B587-*M-PSG 3M	VAS 22-D587-*M-PSG 3M	VAS 22-F587-*M-PSG 3M
			- - - -	- - - -	- - - -	- - - -

\* Length in meters

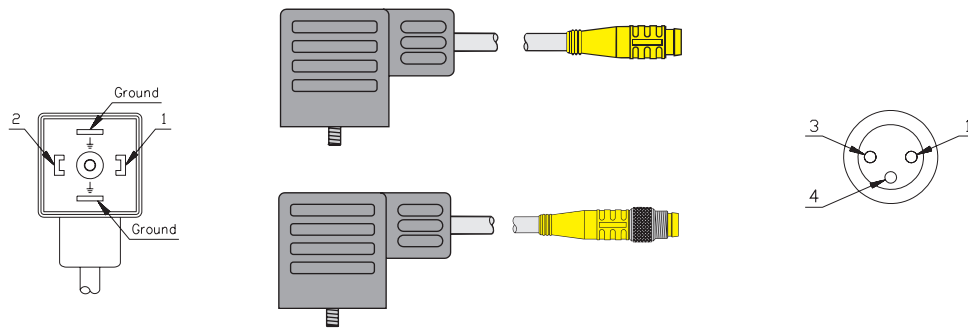
Type "A" (18 mm) Valve Connector to *euromast* Extension



Wiring Diagrams

Straight Wired (A)	Indicator LED (B,C)	Indicator LED and MOV (D,E)	Indicator LED and Diode - DC (F)

Type "A" (18 mm) Valve Connector to *picofast* Extension



Wiring Diagrams

Straight Wired (A)	Indicator LED (B,C)	Indicator LED and MOV (D,E)	Indicator LED and Diode - DC (F)

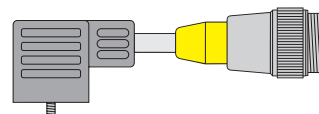


**V\*fast® Valve Connectors, Type "A" (18 mm) Extensions**

- **minifast® and microfast® Connectors**
- **Available with PVC, PUR and Rubber Jackets**
- **18 AWG**
- **2 Conductors + Ground, Ground Contacts Parallel Wired**



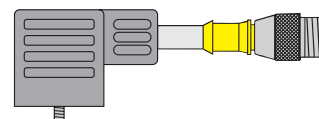
\*\*All parts except "E".



*minifast Extension*

**"A" Style Valve Connectors, minifast Extension**

Application	Cable Specs	Voltage VAC/DC	Straight Wired	Indicator LED	Indicator LED and MOV**
Standard duty PVC	3/18 AWG, Grey PVC 105°C 6.2 mm OD Black Body	0-220 24-48 110-220	VAS 22-A653-*M-RSM 30	- - - -	- - - -
			- - - -	VAS 22-B653-*M-RSM 30	VAS 22-D653-*M-RSM 30
			- - - -	VAS 22-C653-*M-RSM 30	VAS 22-E653-*M-RSM 30
Standard duty PUR	3/18 AWG, Grey PUR 80°C 6.2 mm OD Black Body	0-220 24-48 110-220	VAS 22-A669-*M-RSM 30	- - - -	- - - -
			- - - -	VAS 22-B669-*M-RSM 30	VAS 22-D669-*M-RSM 30
			- - - -	VAS 22-C669-*M-RSM 30	VAS 22-E669-*M-RSM 30
Rubber	3/18 AWG, Yellow CPE SJOOW 105°C 8.0 mm OD Yellow Body	0-220 24-48 110-220	VAY 22-A658-*M-RSM 30	- - - -	- - - -
			- - - -	VAY 22-B658-*M-RSM 30	VAY 22-D658-*M-RSM 30
			- - - -	VAY 22-C658-*M-RSM 30	VAY 22-E658-*M-RSM 30



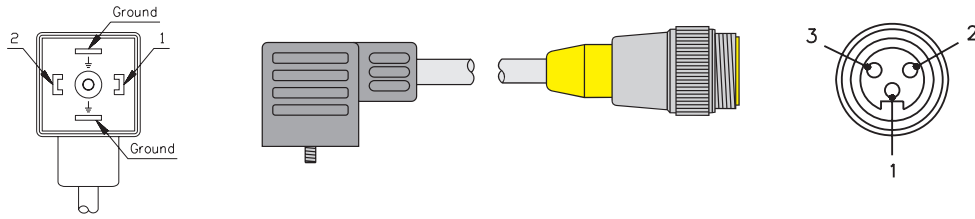
*microfast Extension*

**"A" Style Valve Connectors, microfast Extension**

Application	Cable Specs	Voltage VAC/DC	Straight Wired	Indicator LED	Indicator LED and MOV**
Standard duty PVC	3/18 AWG, Grey PVC 105°C 6.2 mm OD Black Body	0-220 24-48 110-220	VAS 22-A653-*M-SB 3T	- - - -	- - - -
			- - - -	VAS 22-B653-*M-SB 3T	VAS 22-D653-*M-SB 3T
			- - - -	VAS 22-C653-*M-SB 3T	VAS 22-E653-*M-SB 3T
Standard duty PUR	3/18 AWG, Grey PUR 80°C 6.2 mm OD Black Body	0-220 24-48 110-220	VAS 22-A669-*M-SB 3T	- - - -	- - - -
			- - - -	VAS 22-B669-*M-SB 3T	VAS 22-D669-*M-SB 3T
			- - - -	VAS 22-C669-*M-SB 3T	VAS 22-E669-*M-SB 3T
Rubber	3/18 AWG, Yellow CPE SJOOW, 105°C 8.0 mm OD Yellow Body	0-220 24-48 110-220	VAY 22-A658-*M-SBE 3T	- - - -	- - - -
			- - - -	VAY 22-B658-*M-SBE 3T	VAY 22-D658-*M-SBE 3T
			- - - -	VAY 22-C658-*M-SBE 3T	VAY 22-E658-*M-SBE 3T

\* Length in meters

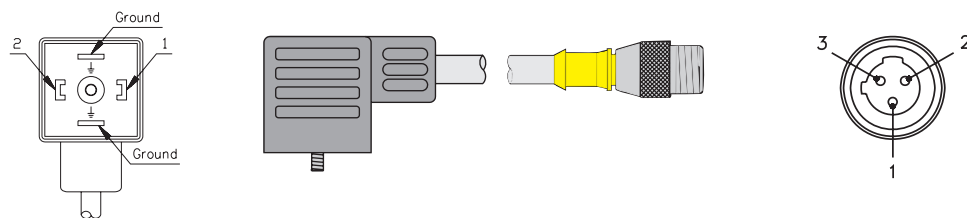
Type "A" (18 mm) Valve Connector to *minifast* Extension



Wiring Diagrams

Straight Wired (A)	Indicator LED (B,C)	Indicator LED and MOV (D,E)

Type "A" (18 mm) Valve Connector to *microfast* Extension



Wiring Diagrams

Straight Wired (A)	Indicator LED (B,C)	Indicator LED and MOV (D,E)

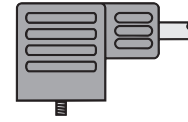


**V\*fast® Valve Connectors Type “A” (18 mm), 3 Conductors+Ground**

- Available with PVC, PUR and Rubber Jackets
- Black Body
- 18 AWG
- 3 Conductors + Ground



\*\*All parts except “E”.



Type A

**“A” Style Valve Connectors, IEC Color Code**

Application	Cable Specs	Pinout	Voltage VAC/DC	Straight Wired	Indicator LED	Indicator LED and MOV**
Standard duty PVC	4/18 AWG, Grey PVC 105°C 7.3 mm OD	1. BN 2. BU 3. WH Gnd - BK	0-220 24-48 110-220	VAS 3-A580-*M - - - - - - - -	- - - - VAS 3-B580-*M VAS 3-C580-*M	- - - - VAS 3-D580-*M VAS 3-E580-*M
Standard duty PUR	4/18 AWG, Yellow PUR 80°C 7.3 mm OD	1. BN 2. BU 3. WH Gnd - BK	0-220 24-48 110-220	VAS 3-A544-*M - - - - - - - -	- - - - VAS 3-B544-*M VAS 3-C544-*M	- - - - VAS 3-D544-*M VAS 3-E544-*M
Rubber	4/18 AWG, Yellow CPE SJ00W, 105°C 8.5 mm OD	1. BN 2. BU 3. WH Gnd - BK	0-220 24-48 110-220	VAS 3-A644-*M - - - - - - - -	- - - - VAS 3-B644-*M VAS 3-C644-*M	- - - - VAS 3-D644-*M VAS 3-E644-*M

\* Length in meters

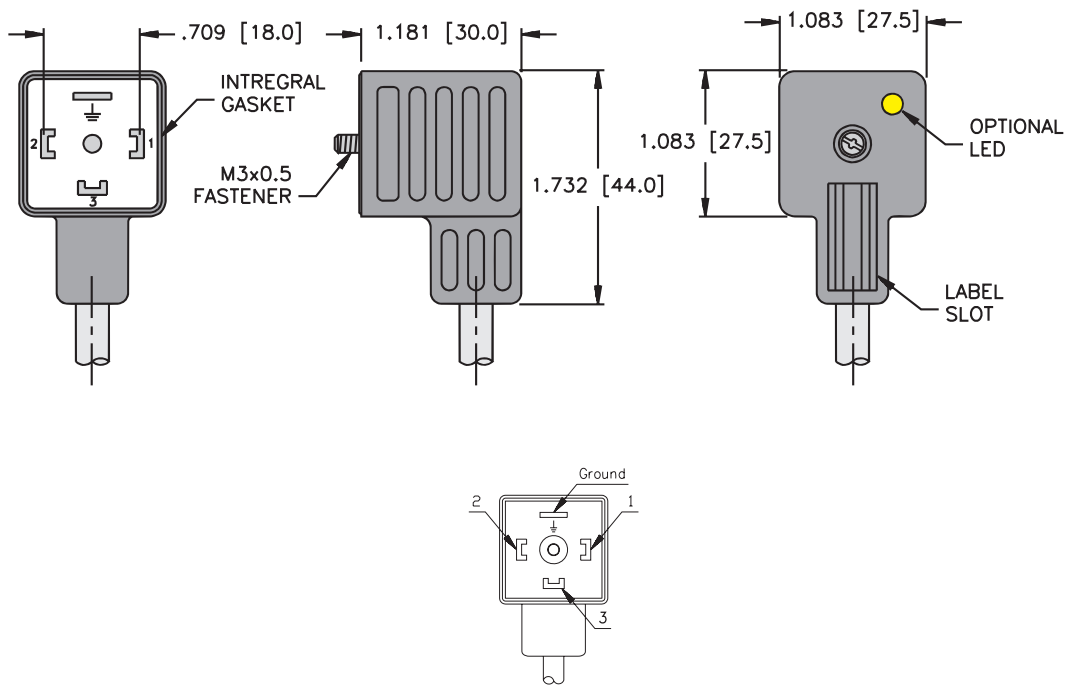
### Specifications

- Connector:** Oil resistant polyurethane body material, Nylon contact carrier.
- Contacts:** Silver plated copper alloy.
- Cable:** See table.
- Cable length:** Standard cable lengths are nominal 2, 5 and 10 meters. Other lengths available by request - consult factory.
- Protection Class:** NEMA 1,3,4,6P and IEC IP 67 when connected and secured.

**Options:** Grey connector body available (special order), change part number VAS .. or VAY .. to VAG .. For other combinations or options, consult factory.

### Dimensions

Type A



### Wiring Diagrams

Straight Wired (A)	Indicator LED (B,C)	Indicator LED and MOV (D,E)
<p>1 ) _____</p> <p>2 ) _____</p> <p>3 ) _____</p> <p>GND ) _____</p>		

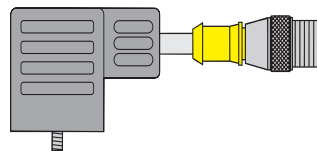


**V\*fast® Valve Connectors, Type "A" (18 mm) Extensions**

- **eurofast® Connectors**
- **Available with PVC, PUR and Rubber Jackets**
- **18 AWG**
- **3 Conductors + Ground**



\*\*All parts except "E".



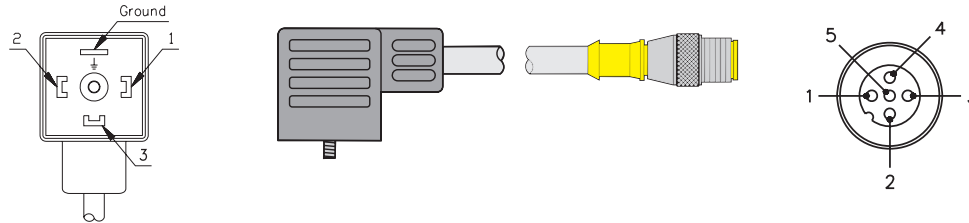
**eurofast Extension**

**"A" Style Valve Connectors, eurofast Extension**

Application	Cable Specs	Voltage VAC/DC	Straight Wired	Indicator LED	Indicator LED and MOV**
Standard duty PVC	4/18 AWG, Grey PVC 105°C 7.3 mm OD Black Body	0-220 24-48 110-220	VAS 3-A580-*M-RSC 5.42T - - - - - - - -	- - - - VAS 3-B580-*M-RSC 5.42T VAS 3-C580-*M-RSC 5.42T	- - - - VAS 3-D580-*M-RSC 5.42T VAS 3-E580-*M-RSC 5.42T
Standard duty PUR	4/18 AWG, Yellow PUR 80°C 7.3 mm OD Black Body	0-220 24-48 110-220	VAS 3-A544-*M-RSC 5.42T - - - - - - - -	- - - - VAS 3-B544-*M-RSC 5.42T VAS 3-C544-*M-RSC 5.42T	- - - - VAS 3-D544-*M-RSC 5.42T VAS 3-E544-*M-RSC 5.42T
Rubber	4/18 AWG, Yellow CPE SJ00W, 105°C 8.5 mm OD Black Body	0-220 24-48 110-220	VAS 3-A644-*M-RSE 5.42T - - - - - - - -	- - - - VAS 3-B644-*M-RSE 5.42T VAS 3-C644-*M-RSE 5.42T	- - - - VAS 3-D644-*M-RSE 5.42T VAS 3-E644-*M-RSE 5.42T

\* Length in meters

Type "A" (18 mm) Valve Connector to *euromat* Extension



Wiring Diagrams

Straight Wired (A)	Indicator LED (B,C)	Indicator LED and MOV (D,E)
<p>1 ————— 2</p> <p>2 ————— 3</p> <p>3 ————— 4</p> <p>GND ————— 5</p>	<p>1 — 2</p> <p>2 — 3</p> <p>3 — 4</p> <p>GND — 5</p>	<p>1 — 2</p> <p>2 — 3</p> <p>3 — 4</p> <p>GND — 5</p>

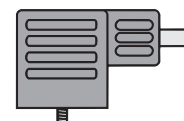


**V\*fast® Valve Connectors, Type “B” (10 mm)**

- Available with PVC, PUR and Rubber Jacket
- 18 and 24 AWG
- 2 Conductors + Ground



\*\*All parts except “E”.



Type B

**“B” Style Valve Connectors, Standard Color Code**

Application	Cable Specs	Pinout	Voltage VAC/DC	Straight Wired	Indicator LED	Indicator LED and MOV**	Indicator LED and Diode - DC only
Standard duty PVC	3/18 AWG, Grey PVC 105°C 6.2 mm OD Black Body	1. BK 1 2. BK 2 Gnd - GN/YE	0-220 24-48 110-220	VBS 2-A653-*M - - - - - - - -	- - - - VBS 2-B653-*M VBS 2-C653-*M	- - - - VBS 2-D653-*M VBS 2-E653-*M	- - - - VBS 2-F653-*M - - - -
Standard duty PUR	3/18 AWG, Grey PUR 80°C 6.2 mm OD Black Body	1. BK 1 2. BK 2 Gnd - GN/YE	0-220 24-48 110-220	VBS 2-A669-*M - - - - - - - -	- - - - VBS 2-B669-*M VBS 2-C669-*M	- - - - VBS 2-D669-*M VBS 2-E669-*M	- - - - VBS 2-F669-*M - - - -

**“B” Style Valve Connectors, IEC Color Code**

Application	Cable Specs	Pinout	Voltage VAC/DC	Straight Wired	Indicator LED	Indicator LED and MOV**	Indicator LED and Diode - DC only
Small diameter PVC	3/24 AWG, Yellow PVC 105°C 4.4 mm OD Black Body	1. BN 2. BU Gnd - BK	0-220 24-48 110-220	VBS 2-A642-*M - - - - - - - -	- - - - VBS 2-B642-*M VBS 2-C642-*M	- - - - VBS 2-D642-*M VBS 2-E642-*M	- - - - VBS 2-F642-*M - - - -
Small diameter PUR	3/24 AWG, Black PUR 80°C 4.4 mm OD Black Body	1. BN 2. BU Gnd - BK	0-220 24-48 110-220	VBS 2-A587-*M - - - - - - - -	- - - - VBS 2-B587-*M VBS 2-C587-*M	- - - - VBS 2-D587-*M VBS 2-E587-*M	- - - - VBS 2-F587-*M - - - -
Rubber	3/18 AWG, Yellow CPE SJOOW, 105°C 8.0 mm OD Black Body	1. BN 2. BU Gnd - BK	0-220 24-48 110-220	VBS 2-A654-*M - - - - - - - -	- - - - VBS 2-B654-*M VBS 2-C654-*M	- - - - VBS 2-D654-*M VBS 2-E654-*M	- - - - VBS 2-F654-*M - - - -

**“B” Style Valve Connectors, Automotive Color Code**

Application	Cable Specs	Pinout	Voltage VAC/DC	Straight Wired	Indicator LED	Indicator LED and MOV**	Indicator LED and Diode - DC only
Rubber	3/18 AWG, Yellow CPE SJOOW, 105°C 8.0 mm OD Yellow Body	1. RD 1 2. RD 2 Gnd - GN	0-220 24-48 110-220	VBY 2-A658-*M - - - - - - - -	- - - - VBY 2-B658-*M VBY 2-C658-*M	- - - - VBY 2-D658-*M VBY 2-E658-*M	- - - - - - - - - - - -

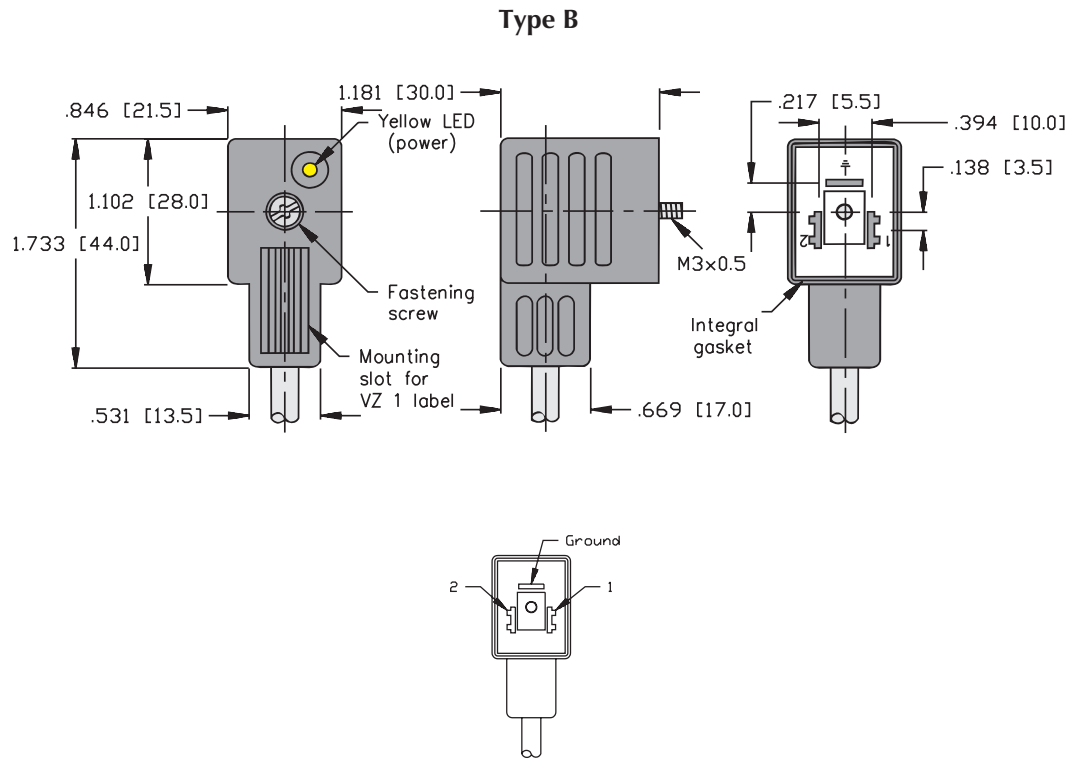
\* Length in meters

### Specifications

**Connector:** Oil resistant polyurethane body material, Nylon contact carrier.  
**Contacts:** Silver plated copper alloy.  
**Cable:** See table.  
**Cable length:** Standard cable lengths are nominal 2, 5 and 10 meters. Other lengths available by request - consult factory.  
**Protection Class:** NEMA 1,3,4,6P and IEC IP 67 when connected and secured.

**Options:** Grey connector body available (special order), change part number VBS .. or VBY .. to VBG ..  
 To have cable exit on the same side as the ground pin, change part number from VBS .. To TBS ..  
 For other combinations or options, consult factory.

### Dimensions



Cordsets

### Wiring Diagrams

Straight Wired (A)	Indicator LED (B,C)	Indicator LED and MOV (D,E)	Indicator LED and Diode - DC (F)
<p>1 ) _____</p> <p>2 ) _____</p> <p>GND ) _____</p>			

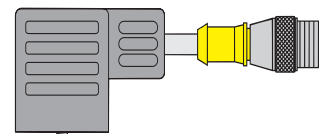


**V\*fast® Valve Connectors, Type “B” (10 mm) Extensions**

- **euofast® and picofast® Connectors**
- **Wired for Use with Junction Box**
- **Black Body**
- **2 Conductors + Ground (euofast)**



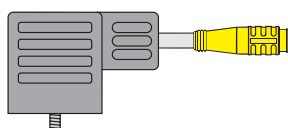
\*\*All parts except “E”.



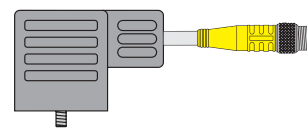
**euofast Extension**

**“B” Style Valve Connectors, euofast Extension**

Application	Cable Specs	Voltage VAC/DC	Straight Wired	Indicator LED	Indicator LED and MOV**	Indicator LED and Diode - DC only
Standard duty PVC	3/18 AWG Grey PVC 105°C 6.2 mm OD	0-220 24-48 110-220	VBS 2-A653-*M-RS 5.3T - - - - - - - -	- - - - VBS 2-B653-*M-RS 5.3T VBS 2-C653-*M-RS 5.3T	- - - - VBS 2-D653-*M-RS 5.3T VBS 2-E653-*M-RS 5.3T	- - - - VBS 2-F653-*M-RS 5.3T - - - -
Standard duty PUR	3/18 AWG Grey PUR 80°C 6.2 mm OD	0-220 24-48 110-220	VBS 2-A669-*M-RS 5.3T - - - - - - - -	- - - - VBS 2-B669-*M-RS 5.3T VBS 2-C669-*M-RS 5.3T	- - - - VBS 2-D669-*M-RS 5.3T VBS 2-E669-*M-RS 5.3T	- - - - VBS 2-F669-*M-RS 5.3T - - - -
Rubber	3/18 AWG Yellow CPE SJOOW, 105°C 8.0 mm OD	0-220 24-48 110-220	VBS 2-A654-*M-RSE 5.3T - - - - - - - -	- - - - VBS 2-B654-*M-RSE 5.3T VBS 2-C654-*M-RSE 5.3T	- - - - VBS 2-D654-*M-RSE 5.3T VBS 2-E654-*M-RSE 5.3T	- - - - VBS 2-F654-*M-RSE 5.3T - - - -



**picofast Snap Extension**



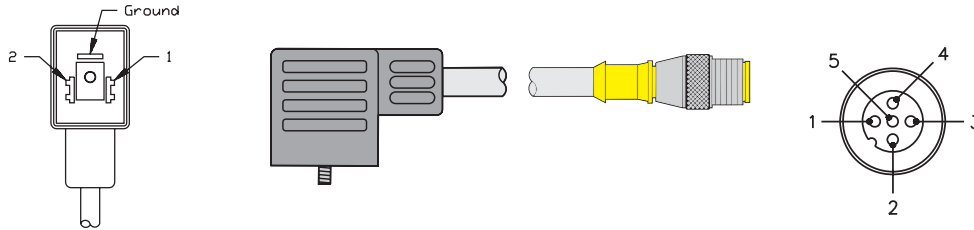
**picofast Threaded Extension**

**“B” Style Valve Connectors, picofast Extension**

Application	Cable Specs	Voltage VAC/DC	Straight Wired	Indicator LED	Indicator LED and MOV	Indicator LED and Diode - DC only
Small diameter, PVC Snap lock	3/24 AWG Yellow PVC 105°C 4.4 mm OD	0-125 24-48 110-220	VBS 2-A642-*M-PSG 3 - - - - - - - -	- - - - VBS 2-B642-*M-PSG 3 - - - -	- - - - VBS 2-D642-*M-PSG 3 - - - -	- - - - VBS 2-F642-*M-PSG 3 - - - -
Small diameter, PUR Snap lock	3/24 AWG Black PUR 80°C 4.4 mm OD	0-125 24-48 110-220	VBS 2-A587-*M-PSG 3 - - - - - - - -	- - - - VBS 2-B587-*M-PSG 3 - - - -	- - - - VBS 2-D587-*M-PSG 3 - - - -	- - - - VBS 2-F587-*M-PSG 3 - - - -
Small diameter, PVC Threaded	3/24 AWG Yellow PVC 105°C 4.4 mm OD	0-125 24-48 110-220	VBS 2-A642-*M-PSG 3M - - - - - - - -	- - - - VBS 2-B642-*M-PSG 3M - - - -	- - - - VBS 2-D642-*M-PSG 3M - - - -	- - - - VBS 2-F642-*M-PSG 3M - - - -
Small diameter, PUR Threaded	3/24 AWG Black PUR 80°C 4.4 mm OD	0-125 24-48 110-220	VBS 2-A587-*M-PSG 3M - - - - - - - -	- - - - VBS 2-B587-*M-PSG 3M - - - -	- - - - VBS 2-D587-*M-PSG 3M - - - -	- - - - VBS 2-F587-*M-PSG 3M - - - -

\* Length in meters

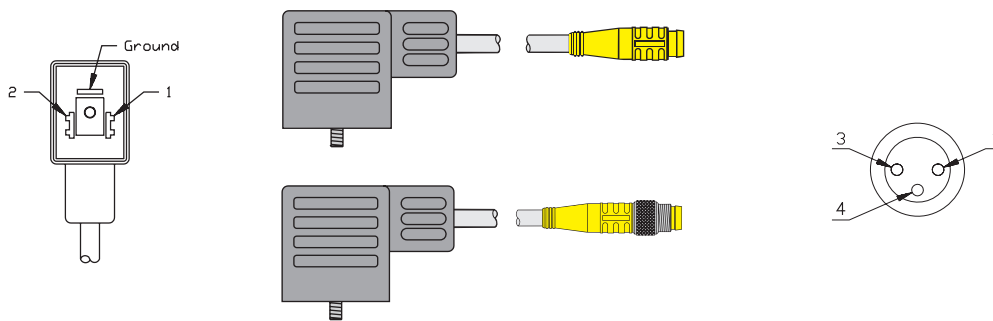
Type "B" (10 mm) Valve Connector to *euromast* Extension



Wiring Diagrams

Straight Wired (A)	Indicator LED (B,C)	Indicator LED and MOV (D,E)	Indicator LED and Diode - DC (F)

Type "B" (10 mm) Valve Connector to *picofast* Extension



Wiring Diagrams

Straight Wired (A)	Indicator LED (B,C)	Indicator LED and MOV (D,E)	Indicator LED and Diode - DC (F)

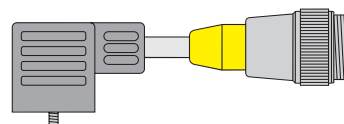


**V\*fast® Valve Connectors, Type “B” (10 mm) Extensions**

- *minifast*® and *microfast*® Connectors
- 2 Conductors + Ground
- 18 AWG



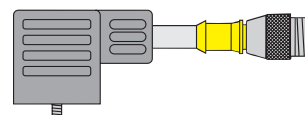
\*\*All parts except “E”.



*minifast* Extension

**“B” Style Valve Connectors, *minifast* Extension**

Application	Cable Specs	Voltage VAC/DC	Straight Wired	Indicator LED	Indicator LED and MOV**
Standard duty PVC	3/18 AWG, Grey PVC 105°C 6.2 mm OD Black Body	0-220 24-48 110-220	VBS 2-A653-*M-RSM 30	- - - -	- - - -
			- - - -	VBS 2-B653-*M-RSM 30	VBS 2-D653-*M-RSM 30
			- - - -	VBS 2-C653-*M-RSM 30	VBS 2-E653-*M-RSM 30
Standard duty PUR	3/18 AWG, Grey PUR 80°C 6.2 mm OD Black Body	0-220 24-48 110-220	VBS 2-A669-*M-RSM 30	- - - -	- - - -
			- - - -	VBS 2-B669-*M-RSM 30	VBS 2-D669-*M-RSM 30
			- - - -	VBS 2-C669-*M-RSM 30	VBS 2-E669-*M-RSM 30
Rubber	3/18 AWG, Yellow CPE SJOOW, 105°C 8.0 mm OD Yellow Body	0-220 24-48 110-220	VBY 2-A658-*M-RSM 30	- - - -	- - - -
			- - - -	VBY 2-B658-*M-RSM 30	VBY 2-D658-*M-RSM 30
			- - - -	VBY 2-C658-*M-RSM 30	VBY 2-E658-*M-RSM 30



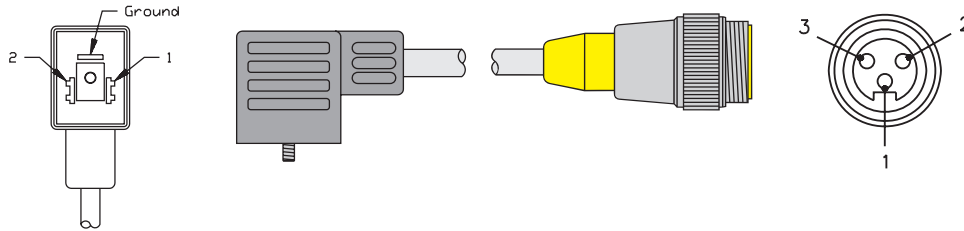
*microfast* Extension

**“B” Style Valve Connectors, *microfast* Extension**

Application	Cable Specs	Voltage VAC/DC	Straight Wired	Indicator LED	Indicator LED and MOV**
Standard duty PVC	3/18 AWG, Grey PVC 105°C 6.2 mm OD Black Body	0-220 24-48 110-220	VBS 2-A653-*M-SB 3T	- - - -	- - - -
			- - - -	VBS 2-B653-*M-SB 3T	VBS 2-D653-*M-SB 3T
			- - - -	VBS 2-C653-*M-SB 3T	VBS 2-E653-*M-SB 3T
Standard duty PUR	3/18 AWG, Grey PUR 80°C 6.2 mm OD Black Body	0-220 24-48 110-220	VBS 2-A669-*M-SB 3T	- - - -	- - - -
			- - - -	VBS 2-B669-*M-SB 3T	VBS 2-D669-*M-SB 3T
			- - - -	VBS 2-C669-*M-SB 3T	VBS 2-E669-*M-SB 3T
Rubber	3/18 AWG, Yellow CPE SJOOW, 105°C 8.0 mm OD Yellow Body	0-220 24-48 110-220	VBY 2-A658-*M-SBE 3T	- - - -	- - - -
			- - - -	VBY 2-B658-*M-SBE 3T	VBY 2-D658-*M-SBE 3T
			- - - -	VBY 2-C658-*M-SBE 3T	VBY 2-E658-*M-SBE 3T

\* Length in meters

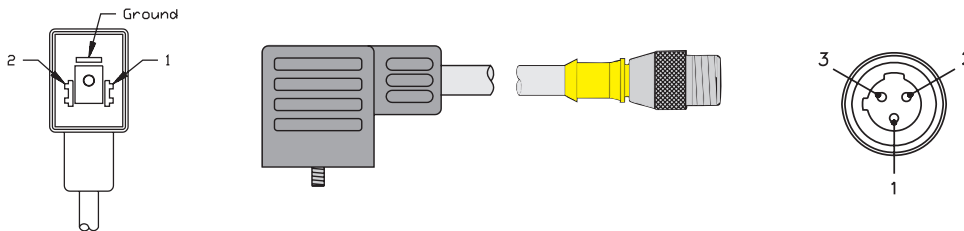
Type "B" (10 mm) Valve Connector to *minifast* Extension



Wiring Diagrams

Straight Wired (A)	Indicator LED (B,C)	Indicator LED and MOV (D,E)

Type "B" (10 mm) Valve Connector to *microfast* Extension



Wiring Diagrams

Straight Wired (A)	Indicator LED (B,C)	Indicator LED and MOV (D,E)

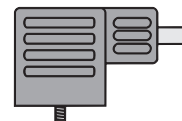


**V\*fast® Valve Connectors, Type "I" (11 mm)**

- Available with PVC, PUR and Rubber Jacket
- 18 and 24 AWG
- 2 Conductors + Ground



\*\*All parts except "E".



Type I

**"I" Style Valve Connectors, Standard Color Code**

Application	Cable Specs	Pinout	Voltage VAC/DC	Straight Wired	Indicator LED	Indicator LED and MOV**	Indicator LED and Diode - DC
Standard duty PVC	3/18 AWG, Grey PVC 105°C 6.2 mm OD Black Body	1. BK 1 2. BK 2 Gnd - GN/YE	0-220 24-48 110-220	VIS 2-A653-*M - - - - - - - -	- - - - VIS 2-B653-*M VIS 2-C653-*M	- - - - VIS 2-D653-*M VIS 2-E653-*M	- - - - VIS 2-F653-*M - - - -
Standard duty PUR	3/18 AWG, Grey PUR 80°C 6.2 mm OD Black Body	1. BK 1 2. BK 2 Gnd - GN/YE	0-220 24-48 110-220	VIS 2-A669-*M - - - - - - - -	- - - - VIS 2-B669-*M VIS 2-C669-*M	- - - - VIS 2-D669-*M VIS 2-E669-*M	- - - - VIS 2-F669-*M - - - -

**"I" Style Valve Connectors, IEC Color Code**

Application	Cable Specs	Pinout	Voltage VAC/DC	Straight Wired	Indicator LED	Indicator LED and MOV**	Indicator LED and Diode - DC only
Small diameter PVC	3/24 AWG, Yellow PVC 105°C 4.4 mm OD Black Body	1. BN 2. BU Gnd - BK	0-220 24-48 110-220	VIS 2-A642-*M - - - - - - - -	- - - - VIS 2-B642-*M VIS 2-C642-*M	- - - - VIS 2-D642-*M VIS 2-E642-*M	- - - - VIS 2-F642-*M - - - -
Small diameter PUR	3/24 AWG, Black PUR 80°C 4.4 mm OD Black Body	1. BN 2. BU Gnd - BK	0-220 24-48 110-220	VIS 2-A587-*M - - - - - - - -	- - - - VIS 2-B587-*M VIS 2-C587-*M	- - - - VIS 2-D587-*M VIS 2-E587-*M	- - - - VIS 2-F587-*M - - - -
Rubber	3/18 AWG, Yellow CPE SJOOW, 105°C 8.0 mm OD Black Body	1. BN 2. BU Gnd - BK	0-220 24-48 110-220	VIS 2-A654-*M - - - - - - - -	- - - - VIS 2-B654-*M VIS 2-C654-*M	- - - - VIS 2-D654-*M VIS 2-E654-*M	- - - - VIS 2-F654-*M - - - -

**"I" Style Valve Connectors, Automotive Color Code**

Application	Cable Specs	Pinout	Voltage VAC/DC	Straight Wired	Indicator LED	Indicator LED and MOV**	Indicator LED and Diode - DC only
Rubber	3/18 AWG, Yellow CPE SJOOW, 105°C 8.0 mm OD Yellow Body	1. RD 1 2. RD 2 Gnd - GN	0-220 24-48 110-220	VIY 2-A658-*M - - - - - - - -	- - - - VIY 2-B658-*M VIY 2-C658-*M	- - - - VIY 2-D658-*M VIY 2-E658-*M	- - - - - - - - - - - -

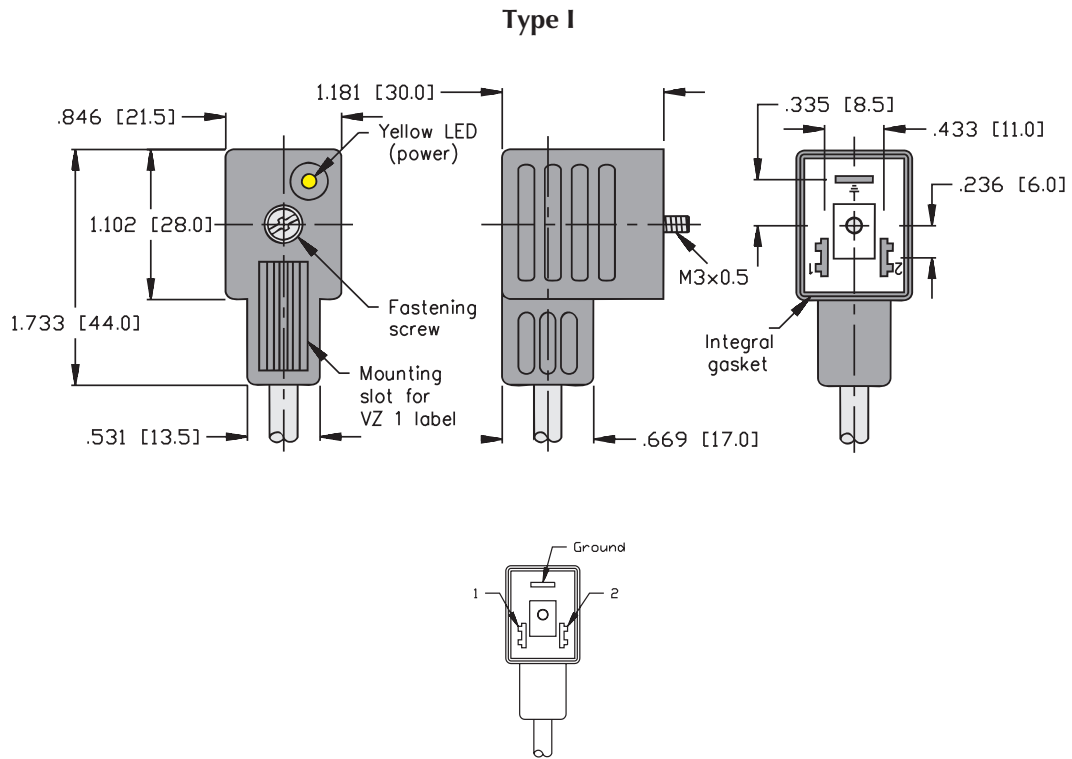
\* Length in meters

### Specifications

**Connector:** Oil resistant polyurethane body material, Nylon contact carrier.  
**Contacts:** Silver plated copper alloy.  
**Cable:** See table.  
**Cable length:** Standard cable lengths are nominal 2, 5 and 10 meters. Other lengths available by request - consult factory.  
**Protection Class:** NEMA 1,3,4,6P and IEC IP 67 when connected and secured.

**Options:** Grey connector body available (special order), change part number VIS .. or VIY .. to VIG ..  
 To have cable exit on the same side as the ground pin, change part number from VIS .. to TIS ..  
 For other combinations or options, consult factory.

### Dimensions



Cordsets

### Wiring Diagrams

Straight Wired (A)	Indicator LED (B,C)	Indicator LED and MOV (D,E)	Indicator LED and Diode - DC (F)
<p>1 ) _____</p> <p>2 ) _____</p> <p>GND ) _____</p>			<p>DC ONLY</p>

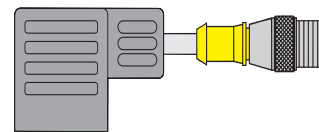


**V\*fast® Valve Connectors, Type "I" (11 mm) Extensions**

- *euofast*® and *picofast*® Connectors
- **Black Body**
- **Wired for Use with Junction Box**
- **2 Conductors + Ground**



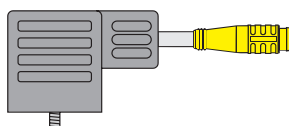
\*\*All parts except "E".



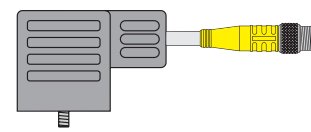
*euofast* Extension

**"I" Style Valve Connectors, euofast Extension**

Application	Cable Specs	Voltage VAC/DC	Straight Wired	Indicator LED	Indicator LED and MOV**	Indicator LED and Diode - DC only
Standard duty PVC	3/18 AWG Grey PVC 105°C 6.2 mm OD	0-220 24-48 110-220	VIS 2-A653-*M-RS 5.3T	- - - -	- - - -	- - - -
			- - - -	VIS 2-B653-*M-RS 5.3T	VIS 2-D653-*M-RS 5.3T	VIS 2-F653-*M-RS 5.3T
			- - - -	VIS 2-C653-*M-RS 5.3T	VIS 2-E653-*M-RS 5.3T	- - - -
Standard duty PUR	3/18 AWG Grey PUR 80°C 6.2 mm OD	0-220 24-48 110-220	VIS 2-A669-*M-RS 5.3T	- - - -	- - - -	- - - -
			- - - -	VIS 2-B669-*M-RS 5.3T	VIS 2-D669-*M-RS 5.3T	VIS 2-F669-*M-RS 5.3T
			- - - -	VIS 2-C669-*M-RS 5.3T	VIS 2-E669-*M-RS 5.3T	- - - -
Rubber	3/18 AWG Yellow CPE SJOOW, 105°C 8.0 mm OD	0-220 24-48 110-220	VIS 2-A654-*M-RSE 5.3T	- - - -	- - - -	- - - -
			- - - -	VIS 2-B654-*M-RSE 5.3T	VIS 2-D654-*M-RSE 5.3T	VIS 2-F654-*M-RSE 5.3T
			- - - -	VIS 2-C654-*M-RSE 5.3T	VIS 2-E654-*M-RSE 5.3T	- - - -



*picofast* Snap Extension



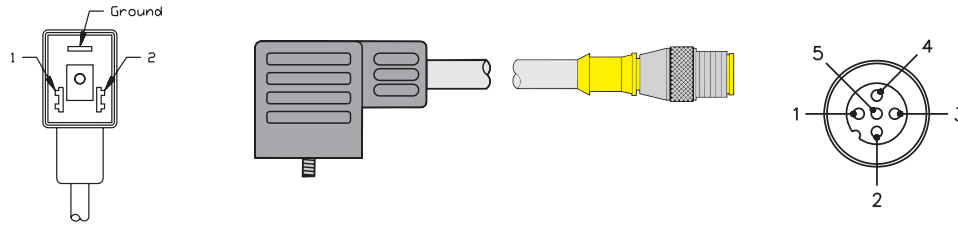
*picofast* Threaded Extension

**"I" Style Valve Connectors, picofast Extension**

Application	Cable Specs	Voltage VAC/DC	Straight Wired	Indicator LED	Indicator LED and MOV	Indicator LED and Diode - DC only
Small diameter, PVC Snap lock	3/24 AWG Yellow PVC 105°C 4.4 mm OD	0-125 24-48 110-220	VIS 2-A642-*M-PSG 3	- - - -	- - - -	- - - -
			- - - -	VIS 2-B642-*M-PSG 3	VIS 2-D642-*M-PSG 3	VIS 2-F642-*M-PSG 3
			- - - -	- - - -	- - - -	- - - -
Small diameter, PUR Snap lock	3/24 AWG Black PUR 80°C 4.4 mm OD	0-125 24-48 110-220	VIS 2-A587-*M-PSG 3	- - - -	- - - -	- - - -
			- - - -	VIS 2-B587-*M-PSG 3	VIS 2-D587-*M-PSG 3	VIS 2-F587-*M-PSG 3
			- - - -	- - - -	- - - -	- - - -
Small diameter, PVC Threaded	3/24 AWG Yellow PVC 105°C 4.4 mm OD	0-125 24-48 110-220	VIS 2-A642-*M-PSG 3M	- - - -	- - - -	- - - -
			- - - -	VIS 2-B642-*M-PSG 3M	VIS 2-D642-*M-PSG 3M	VIS 2-F642-*M-PSG 3M
			- - - -	- - - -	- - - -	- - - -
Small diameter, PUR Threaded	3/24 AWG Black PUR 80°C 4.4 mm OD	0-125 24-48 110-220	VIS 2-A587-*M-PSG 3M	- - - -	- - - -	- - - -
			- - - -	VIS 2-B587-*M-PSG 3M	VIS 2-D587-*M-PSG 3M	VIS 2-F587-*M-PSG 3M
			- - - -	- - - -	- - - -	- - - -

\* Length in meters

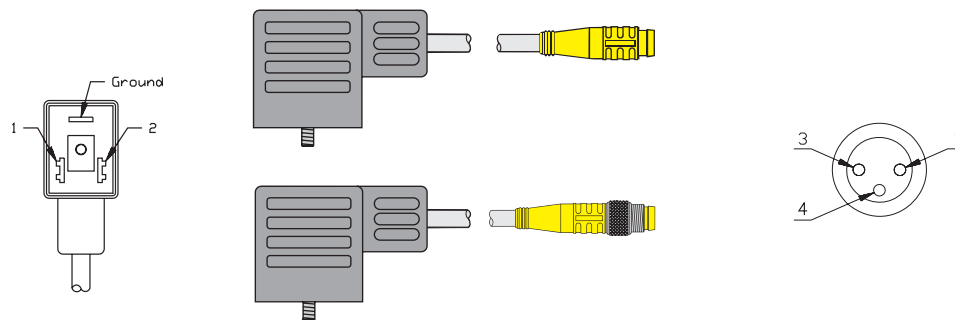
Type "I" (11 mm) Valve Connector to *euromat* Extension



Wiring Diagrams

Straight Wired (A)	Indicator LED (B,C)	Indicator LED and MOV (D,E)	Indicator LED and Diode - DC (F)
<p>1 → 4</p> <p>2 → 3</p> <p>GND → 5</p>			<p>DC ONLY</p>

Type "I" (11 mm) Valve Connector to *picofast* Extension



Wiring Diagrams

Straight Wired (A)	Indicator LED (B,C)	Indicator LED and MOV (D,E)	Indicator LED and Diode - DC (F)
<p>1 → 4</p> <p>2 → 3</p> <p>GND → NC</p>			<p>DC ONLY</p>

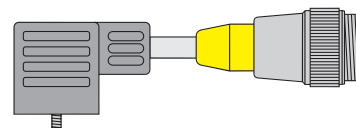


**V\*fast® Valve Connectors, Type "I" (11 mm) Extensions**

- *minifast*® and *microfast*® Connectors
- Available with PVC, PUR and Rubber Jacket
- 18 AWG
- 2 Conductors + Ground (*eurofast*)



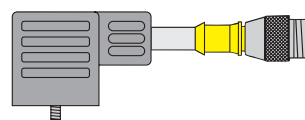
\*\*All parts except "E".



**"I" Style Valve Connectors, minifast Extension**

*minifast* Extension

Application	Cable Specs	Voltage VAC/DC	Straight Wired	Indicator LED	Indicator LED and MOV**
Standard duty PVC	3/18 AWG, Grey PVC 105°C 6.2 mm OD Black Body	0-220 24-48 110-220	VIS 2-A653-*M-RSM 30 - - - - - - - -	- - - - VIS 2-B653-*M-RSM 30 VIS 2-C653-*M-RSM 30	- - - - VIS 2-D653-*M-RSM 30 VIS 2-E653-*M-RSM 30
Standard duty PUR	3/18 AWG, Grey PUR 80°C 6.2 mm OD Black Body	0-220 24-48 110-220	VIS 2-A669-*M-RSM 30 - - - - - - - -	- - - - VIS 2-B669-*M-RSM 30 VIS 2-C669-*M-RSM 30	- - - - VIS 2-D669-*M-RSM 30 VIS 2-E669-*M-RSM 30
Rubber	3/18 AWG, Yellow CPE SJOOW, 105°C 8.0 mm OD Yellow Body	0-220 24-48 110-220	VIY 2-A658-*M-RSM 30 - - - - - - - -	- - - - VIY 2-B658-*M-RSM 30 VIY 2-C658-*M-RSM 30	- - - - VIY 2-D658-*M-RSM 30 VIY 2-E658-*M-RSM 30



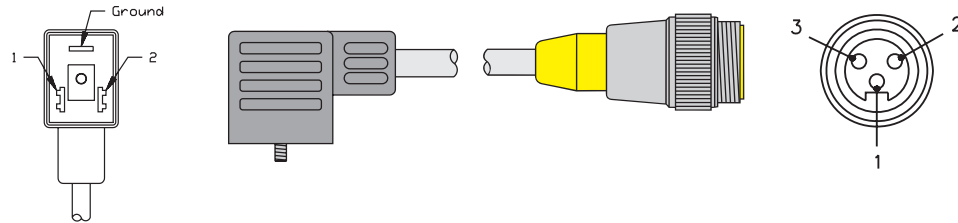
**"I" Style Valve Connectors, microfast Extension**

*microfast* Extension

Application	Cable Specs	Voltage VAC/DC	Straight Wired	Indicator LED	Indicator LED and MOV**
Standard duty PVC	3/18 AWG, Grey PVC 105°C 6.2 mm OD Black Body	0-220 24-48 110-220	VIS 2-A653-*M-SB 3T - - - - - - - -	- - - - VIS 2-B653-*M-SB 3T VIS 2-C653-*M-SB 3T	- - - - VIS 2-D653-*M-SB 3T VIS 2-E653-*M-SB 3T
Standard duty PUR	3/18 AWG, Grey PUR 80°C 6.2 mm OD Black Body	0-220 24-48 110-220	VIS 2-A669-*M-SB 3T - - - - - - - -	- - - - VIS 2-B669-*M-SB 3T VIS 2-C669-*M-SB 3T	- - - - VIS 2-D669-*M-SB 3T VIS 2-E669-*M-SB 3T
Rubber	3/18 AWG, Yellow CPE SJOOW, 105°C 8.0 mm OD Yellow Body	0-220 24-48 110-220	VIY 2-A658-*M-SBE 3T - - - - - - - -	- - - - VIY 2-B658-*M-SBE 3T VIY 2-C658-*M-SBE 3T	- - - - VIY 2-D658-*M-SBE 3T VIY 2-E658-*M-SBE 3T

\* Length in meters

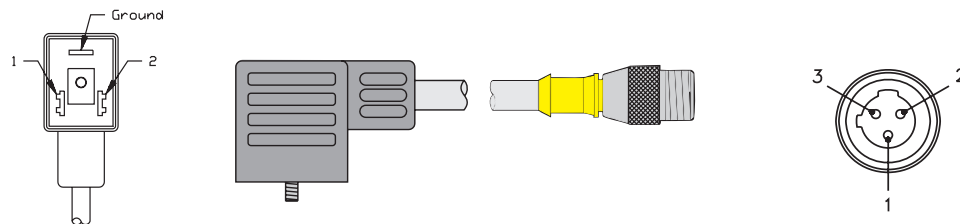
### Type "I" (11 mm) Valve Connector to *minifast* Extension



#### Wiring Diagrams

Straight Wired (A)	Indicator LED (B,C)	Indicator LED and MOV (D,E)

### Type "I" (11 mm) Valve Connector to *microfast* Extension



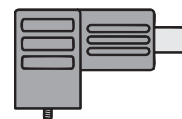
#### Wiring Diagrams

Straight Wired (A)	Indicator LED (B,C)	Indicator LED and MOV (D,E)



**V\*fast® Valve Connectors, Type “C” (8 mm)**

- Available with PVC and PUR Jackets
- 2 Conductor + Ground
- 18 and 24 AWG



Type C

**“C” (8.0 mm) Style Valve Connectors, Standard Color Code**

Application	Cable Specs	Pinout	Voltage VAC/DC	Straight Wired	Indicator LED	Indicator LED and Suppressor Diodes
Standard duty PVC	3/18 AWG, Grey PVC 105°C 6.2 mm OD Black Body	1. BK 1 2. BK 2 Gnd - GN/YE	0-220	TC8S 2-A653-*M	- - - -	- - - -
			24	- - - -	TC8S 2-L653-*M	TC8S 2-P653-*M
			48	- - - -	TC8S 2-M653-*M	TC8S 2-R653-*M
			110	- - - -	TC8S 2-N653-*M	- - - -
Standard duty PUR	3/18 AWG, Grey PUR 80°C 6.2 mm OD Black Body	1. BK 1 2. BK 2 Gnd - GN/YE	0-220	TC8S 2-A669-*M	- - - -	- - - -
			24	- - - -	TC8S 2-L669-*M	TC8S 2-P669-*M
			48	- - - -	TC8S 2-M669-*M	TC8S 2-R669-*M
			110	- - - -	TC8S 2-N669-*M	- - - -

**“C” (8.0 mm) Style Valve Connectors, IEC Color Code**

Application	Cable Specs	Pinout	Voltage VAC/DC	Straight Wired	Indicator LED	Indicator LED and Suppressor Diodes
Small diameter PVC	3/24 AWG, Yellow PVC 105°C 4.4 mm OD Black Body	1. BN 2. BU Gnd - BK	0-220	TC8S 2-A642-*M	- - - -	- - - -
			24	- - - -	TC8S 2-L642-*M	TC8S 2-P642-*M
			48	- - - -	TC8S 2-M642-*M	TC8S 2-R642-*M
			110	- - - -	TC8S 2-N642-*M	- - - -
Small diameter PUR	3/24 AWG, Black PUR 80°C 4.4 mm OD Black Body	1. BN 2. BU Gnd - BK	0-220	TC8S 2-A587-*M	- - - -	- - - -
			24	- - - -	TC8S 2-L587-*M	TC8S 2-P587-*M
			48	- - - -	TC8S 2-M587-*M	TC8S 2-R587-*M
			110	- - - -	TC8S 2-N587-*M	- - - -

\* Length in meters

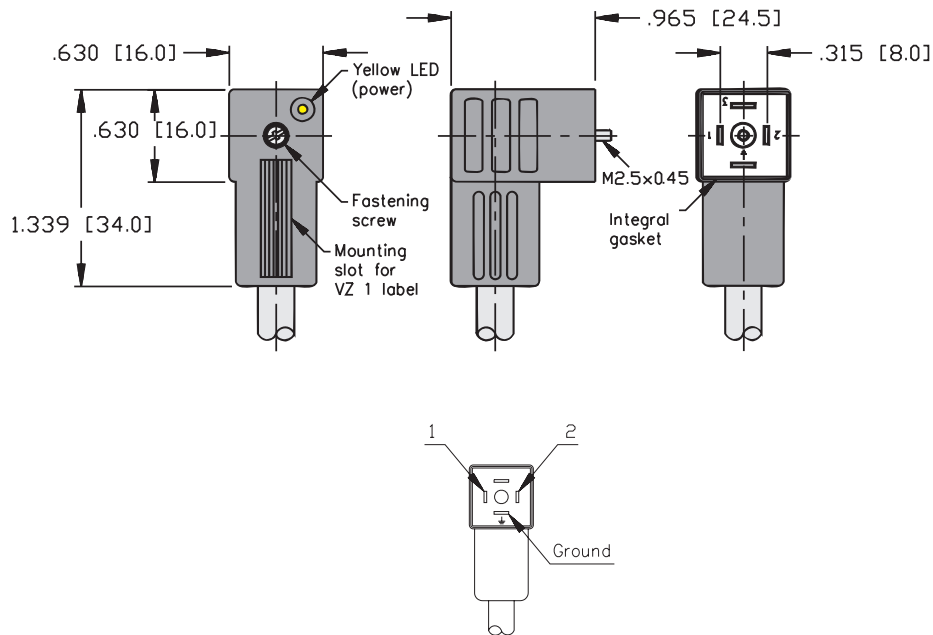
### Specifications

**Connector:** Oil resistant polyurethane body material, Nylon contact carrier.  
**Contacts:** Silver plated copper alloy.  
**Cable:** See table.  
**Cable length:** Standard cable lengths are nominal 5 meters. Other lengths available by request - consult factory.  
**Protection Class:** NEMA 1,3,4,6P and IEC IP 67 when connected and secured.

**Options:** Grey connector body available (special order), change part number TC8S... To TC8G...  
 For other combinations or options, consult factory.

### Dimensions

#### Type C (8 mm)



### Wiring Diagrams

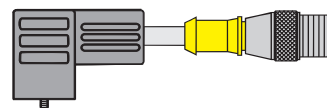
Straight Wired (A)	Indicator LED (L,M,N)	Indicator LED and Suppressor Diodes (P,R)
<p>1 ) _____</p> <p>2 ) _____</p> <p>GND ) _____</p>		

Cordsets



**V\*fast® Valve Connectors, Type "C" (8 mm) Extensions**

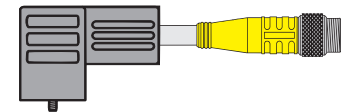
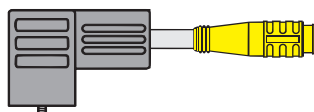
- Available with PVC and PUR Jackets
- 18 and 24 AWG
- 2 Conductor + Ground (eurofast)



**"C" (8.0 mm) Style Valve Connectors, eurofast Extension**

*eurofast Extension*

Application	Cable Specs	Voltage VAC/DC	Straight Wired	Indicator LED	Indicator LED and Suppressor Diodes
Standard duty PVC	3/18 AWG, Grey PVC 105°C 6.2 mm OD Black Body	0-220	TC8S 2-A653-*M-RS 5.3T	- - - -	- - - -
		24	- - - -	TC8S 2-L653-*M-RS 5.3T	TC8S 2-P653-*M-RS 5.3T
		48	- - - -	TC8S 2-M653-*M-RS 5.3T	TC8S 2-R653-*M-RS 5.3T
		110	- - - -	TC8S 2-N653-*M-RS 5.3T	- - - -
Standard duty PUR	3/18 AWG, Grey PUR 80°C 6.2 mm OD Black Body	0-220	TC8S 2-A669-*M-RS 5.3T	- - - -	- - - -
		24	- - - -	TC8S 2-L669-*M-RS 5.3T	TC8S 2-P669-*M-RS 5.3T
		48	- - - -	TC8S 2-M669-*M-RS 5.3T	TC8S 2-R669-*M-RS 5.3T
		110	- - - -	TC8S 2-N669-*M-RS 5.3T	- - - -



**"C" (8.0 mm) Style Valve Connectors, picofast Extension**

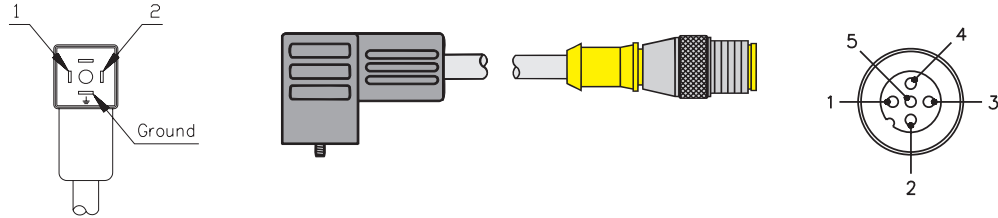
*picofast Snap Extension*

*picofast Threaded Extension*

Application	Cable Specs	Voltage VAC/DC	Straight Wired	Indicator LED	Indicator LED and Suppressor Diodes
Small diameter, PVC Snap Lock	3/24 AWG Yellow PVC 105°C 4.4 mm OD	0-125	TC8S 2-A642-*M-PSG 3	- - - -	- - - -
		24	- - - -	TC8S 2-L642-*M-PSG 3	TC8S 2-P642-*M-PSG 3
		48	- - - -	TC8S 2-M642-*M-PSG 3	TC8S 2-R642-*M-PSG 3
Small diameter, PUR Snap Lock	3/24 AWG Black PUR 80°C 4.4 mm OD	0-125	TC8S 2-A587-*M-PSG 3	- - - -	- - - -
		24	- - - -	TC8S 2-L587-*M-PSG 3	TC8S 2-P587-*M-PSG 3
		48	- - - -	TC8S 2-M587-*M-PSG 3	TC8S 2-R587-*M-PSG 3
Small diameter, PVC Threaded	3/24 AWG Yellow PVC 105°C 4.4 mm OD	0-125	TC8S 2-A642-*M-PSG 3M	- - - -	- - - -
		24	- - - -	TC8S 2-L642-*M-PSG 3M	TC8S 2-P642-*M-PSG 3M
		48	- - - -	TC8S 2-M642-*M-PSG 3M	TC8S 2-R642-*M-PSG 3M
Small diameter, PUR Threaded	3/24 AWG Black PUR 80°C 4.4 mm OD	0-125	TC8S 2-A587-*M-PSG 3M	- - - -	- - - -
		24	- - - -	TC8S 2-L587-*M-PSG 3M	TC8S 2-P587-*M-PSG 3M
		48	- - - -	TC8S 2-M587-*M-PSG 3M	TC8S 2-R587-*M-PSG 3M

\* Length in meters

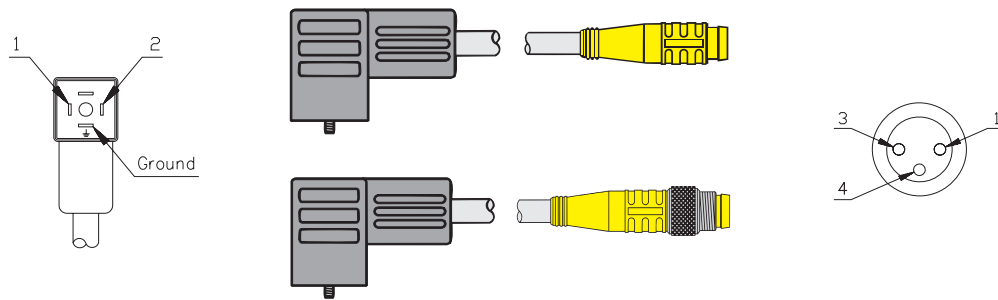
Type "C" (8 mm) Valve Connector to *eurofast* Extension



Wiring Diagrams

Straight Wired (A)	Indicator LED (L,M,N)	Indicator LED and Suppressor Diodes (P,R)

Type "C" (8 mm) Valve Connector to *picofast* Extension



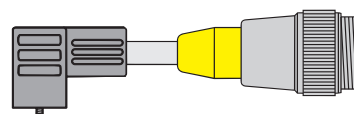
Wiring Diagrams

Straight Wired (A)	Indicator LED (L,M)	Indicator LED and Suppressor Diodes (P,R)



**V\*fast® Valve Connectors, Type "C" (8 mm) Extensions**

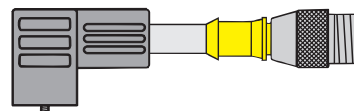
- Available with PVC and PUR Jackets
- 2 Conductor + Ground
- 18 AWG



*minifast Extension*

**"C" (8.0 mm) Style Valve Connectors, minifast Extension**

Application	Cable Specs	Voltage VAC/DC	Straight Wired	Indicator LED	Indicator LED and Suppressor Diodes
Standard duty PVC	3/18 AWG, Grey PVC 105°C 6.2 mm OD Black Body	0-220	TC8S 2-A653-*M-RSM 30	- - - -	- - - -
		24	- - - -	TC8S 2-L653-*M-RSM 30	TC8S 2-P653-*M-RSM 30
		48	- - - -	TC8S 2-M653-*M-RSM 30	TC8S 2-R653-*M-RSM 30
		110	- - - -	TC8S 2-N653-*M-RSM 30	- - - -
Standard duty PUR	3/18 AWG, Grey PUR 80°C 6.2 mm OD Black Body	0-220	TC8S 2-A669-*M-RSM 30	- - - -	- - - -
		24	- - - -	TC8S 2-L669-*M-RSM 30	TC8S 2-P669-*M-RSM 30
		48	- - - -	TC8S 2-M669-*M-RSM 30	TC8S 2-R669-*M-RSM 30
		110	- - - -	TC8S 2-N669-*M-RSM 30	- - - -



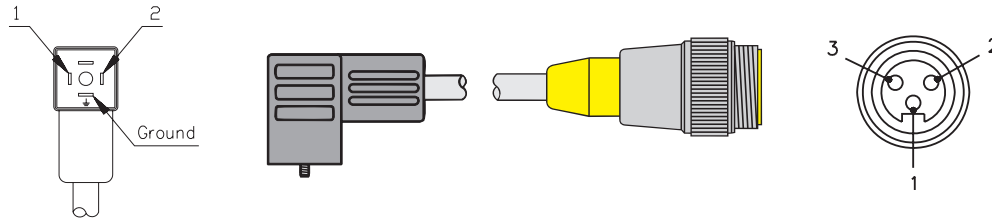
*microfast Extension*

**"C" (8.0 mm) Style Valve Connectors, microfast Extension**

Application	Cable Specs	Voltage VAC/DC	Straight Wired	Indicator LED	Indicator LED and Suppressor Diodes
Standard duty PVC	3/18 AWG, Grey PVC 105°C 6.2 mm OD Black Body	0-220	TC8S 2-A653-*M-SB 3T	- - - -	- - - -
		24	- - - -	TC8S 2-L653-*M-SB 3T	TC8S 2-P653-*M-SB 3T
		48	- - - -	TC8S 2-M653-*M-SB 3T	TC8S 2-R653-*M-SB 3T
		110	- - - -	TC8S 2-N653-*M-SB 3T	- - - -
Standard duty PUR	3/18 AWG, Grey PUR 80°C 6.2 mm OD Black Body	0-220	TC8S 2-A669-*M-SB 3T	- - - -	- - - -
		24	- - - -	TC8S 2-L669-*M-SB 3T	TC8S 2-P669-*M-SB 3T
		48	- - - -	TC8S 2-M669-*M-SB 3T	TC8S 2-R669-*M-SB 3T
		110	- - - -	TC8S 2-N669-*M-SB 3T	- - - -

\* Length in meters

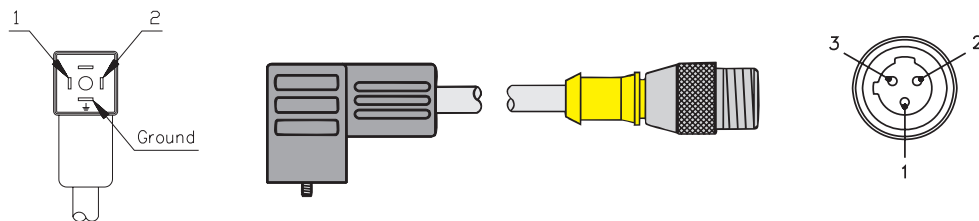
Type "C" (8 mm) Valve Connector to *minifast* Extension



Wiring Diagrams

Straight Wired (A)	Indicator LED (L,M)	Indicator LED and Suppressor Diodes (P,R)

Type "C" (8 mm) Valve Connector *microfast* Extension



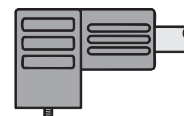
Wiring Diagrams

Straight Wired (A)	Indicator LED (L,M)	Indicator LED and Suppressor Diodes (P,R)



**V\*fast® Valve Connectors, Type "C" (9.4 mm)**

- Available with PVC and PUR Jackets
- 18 and 24 AWG
- 2 Conductor + Ground



Type C

**"C" (9.4 mm) Style Valve Connectors, Standard Color Code**

Application	Cable Specs	Pinout	Voltage VAC/DC	Straight Wired	Indicator LED	Indicator LED and Suppressor Diodes
Standard duty PVC	3/18 AWG, Grey PVC 105°C 6.2 mm OD Black Body	1. BK 1 2. BK 2 Gnd-GN/YE	0-220	TC9S 2-A653-*M	- - - -	- - - -
			24	- - - -	TC9S 2-L653-*M	TC9S 2-P653-*M
			48	- - - -	TC9S 2-M653-*M	TC9S 2-R653-*M
			110	- - - -	TC9S 2-N653-*M	- - - -
Standard duty PUR	3/18 AWG, Grey PUR 80°C 6.2 mm OD Black Body	1. BK 1 2. BK 2 Gnd-GN/YE	0-220	TC9S 2-A669-*M	- - - -	- - - -
			24	- - - -	TC9S 2-L669-*M	TC9S 2-P669-*M
			48	- - - -	TC9S 2-M669-*M	TC9S 2-R669-*M
			110	- - - -	TC9S 2-N669-*M	- - - -

**"C" (9.4 mm) Style Valve Connectors, IEC Color Code**

Application	Cable Specs	Pinout	Voltage VAC/DC	Straight Wired	Indicator LED	Indicator LED and Suppressor Diodes
Small diameter PVC	3/24 AWG, Yellow PVC 105°C 4.4 mm OD Black Body	1. BN 2. BU Gnd - BK	0-220	TC9S 2-A642-*M	- - - -	- - - -
			24	- - - -	TC9S 2-L642-*M	TC9S 2-P642-*M
			48	- - - -	TC9S 2-M642-*M	TC9S 2-R642-*M
			110	- - - -	TC9S 2-N642-*M	- - - -
Small diameter PUR	3/24 AWG, Grey PUR 80°C 4.4 mm OD Black Body	1. BN 2. BU Gnd - BK	0-220	TC9S 2-A587-*M	- - - -	- - - -
			24	- - - -	TC9S 2-L587-*M	TC9S 2-P587-*M
			48	- - - -	TC9S 2-M587-*M	TC9S 2-R587-*M
			110	- - - -	TC9S 2-N587-*M	- - - -

\* Length in meters

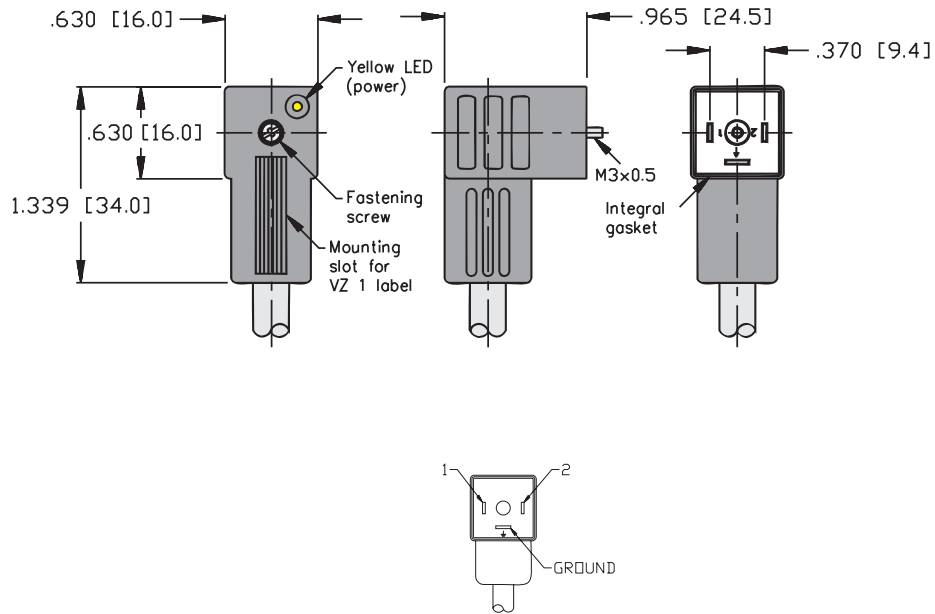
### Specifications

**Connector:** Oil resistant polyurethane body material, Nylon contact carrier.  
**Contacts:** Silver plated copper alloy.  
**Cable:** See table.  
**Cable length:** Standard cable lengths are nominal 5 meters. Other lengths available by request - consult factory.  
**Protection Class:** NEMA 1,3,4,6P and IEC IP 67 when connected and secured.

**Options:** Grey connector body available (special order), change part number TC9S...to TC9G...  
 For other combinations or options, consult factory.

### Dimensions

#### Type C (9.4 mm)



### Wiring Diagrams

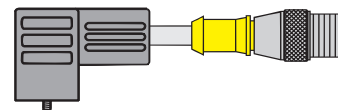
Straight Wired (A)	Indicator LED (L,M,N)	Indicator LED and Suppressor Diodes (P,R)
<p>1 ) _____</p> <p>2 ) _____</p> <p>GND ) _____</p>		

Cordsets



**V\*fast® Valve Connectors, Type "C" (9.4 mm) Extensions**

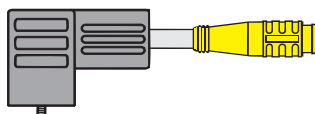
- Available with PVC and PUR Jackets
- 2 Conductor + Ground (eurofast)



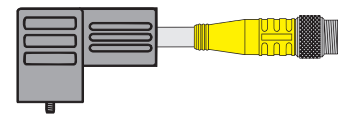
*eurofast* Extension

**"C" (9.4 mm) Style Valve Connectors, eurofast Extension**

Application	Cable Specs	Voltage VAC/DC	Straight Wired	Indicator LED	Indicator LED and Suppressor Diodes
Standard duty PVC	3/18 AWG, Grey PVC 105°C 6.2 mm OD Black Body	0-220	TC9S 2-A653-*M-RS 5.3T	- - - -	- - - -
		24	- - - -	TC9S 2-L653-*M-RS 5.3T	TC9S 2-P653-*M-RS 5.3T
		48	- - - -	TC9S 2-M653-*M-RS 5.3T	TC9S 2-R653-*M-RS 5.3T
		110	- - - -	TC9S 2-N653-*M-RS 5.3T	- - - -
Standard duty PUR	3/18 AWG, Grey PUR 80°C 6.2 mm OD Black Body	0-220	TC9S 2-A669-*M-RS 5.3T	- - - -	- - - -
		24	- - - -	TC9S 2-L669-*M-RS 5.3T	TC9S 2-P669-*M-RS 5.3T
		48	- - - -	TC9S 2-M669-*M-RS 5.3T	TC9S 2-R669-*M-RS 5.3T
		110	- - - -	TC9S 2-N669-*M-RS 5.3T	- - - -



*picofast* Snap Extension



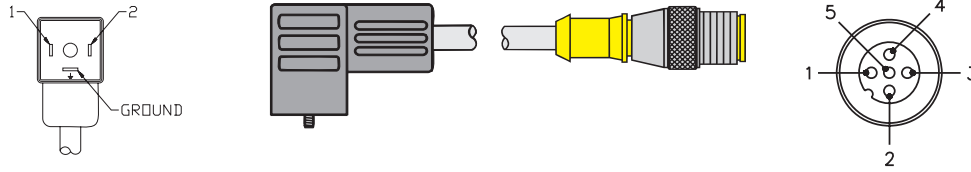
*picofast* Threaded Extension

**"C" Style Valve Connectors, picofast Extension**

Application	Cable Specs	Voltage VAC/DC	Straight Wired	Indicator LED	Indicator LED and Suppressor Diodes
Small diameter, PVC Snap lock	3/24 AWG Yellow PVC 105°C 4.4 mm OD	0-125	TC9S 2-A642-*M-PSG 3	- - - -	- - - -
		24	- - - -	TC9S 2-L642-*M-PSG 3	TC9S 2-P642-*M-PSG 3
		48	- - - -	TC9S 2-M642-*M-PSG 3	TC9S 2-R642-*M-PSG 3
Small diameter, PUR Snap lock	3/24 AWG Black PUR 80°C 4.4 mm OD	0-125	TC9S 2-A587-*M-PSG 3	- - - -	- - - -
		24	- - - -	TC9S 2-L587-*M-PSG 3	TC9S 2-P587-*M-PSG 3
		48	- - - -	TC9S 2-M587-*M-PSG 3	TC9S 2-R587-*M-PSG 3
Small diameter, PVC Threaded	3/24 AWG Yellow PVC 105°C 4.4 mm OD	0-125	TC9S 2-A642-*M-PSG 3M	- - - -	- - - -
		24	- - - -	TC9S 2-L642-*M-PSG 3M	TC9S 2-P642-*M-PSG 3M
		48	- - - -	TC9S 2-M642-*M-PSG 3M	TC9S 2-R642-*M-PSG 3M
Small diameter, PUR Threaded	3/24 AWG Black PUR 80°C 4.4 mm OD	0-125	TC9S 2-A587-*M-PSG 3M	- - - -	- - - -
		24	- - - -	TC9S 2-L587-*M-PSG 3M	TC9S 2-P587-*M-PSG 3M
		48	- - - -	TC9S 2-M587-*M-PSG 3M	TC9S 2-R587-*M-PSG 3M

\* Length in meters

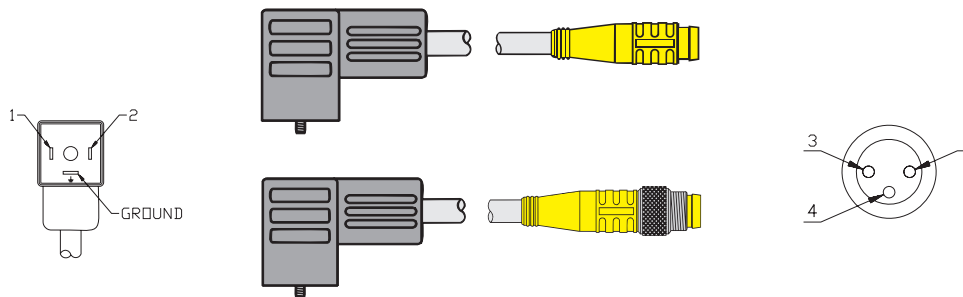
Type "C" (9.4 mm) Valve Connector to *euromast* Extension



Wiring Diagrams

Straight Wired (A)	Indicator LED (L,M,N)	Indicator LED and Suppressor Diodes P,R)
<p>1 → 4</p> <p>2 → 3</p> <p>GND → 5</p>		

Type "C" (9.4 mm) Valve Connector to *picofast* Extension



Wiring Diagrams

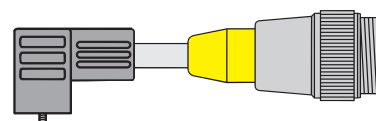
Straight Wired (A)	Indicator LED (L,M)	Indicator LED and Suppressor Diodes (P,R)
<p>1 → 4</p> <p>2 → 3</p> <p>GND → NC</p>		

Cordsets



**V\*fast® Valve Connectors, Type "C" (9.4 mm) Extensions**

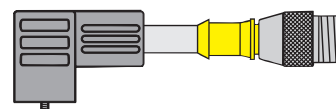
- Available with PVC and PUR Jackets
- 2 Conductor + Ground
- 18 AWG



*minifast Extension*

**"C" (9.4 mm) Style Valve Connectors, minifast Extension**

Application	Cable Specs	Voltage VAC/DC	Straight Wired	Indicator LED	Indicator LED and Suppressor Diodes
Standard duty PVC	3/18 AWG, Grey PVC 105°C 6.2 mm OD Black Body	0-220	TC9S 2-A653-*M-RSM 30	- - - -	- - - -
		24	- - - -	TC9S 2-L653-*M-RSM 30	TC9S 2-P653-*M-RSM 30
		48	- - - -	TC9S 2-M653-*M-RSM 30	TC9S 2-R653-*M-RSM 30
		110	- - - -	TC9S 2-N653-*M-RSM 30	- - - -
Standard duty PUR	3/18 AWG, Grey PUR 80°C 6.2 mm OD Black Body	0-220	TC9S 2-A669-*M-RSM 30	- - - -	- - - -
		24	- - - -	TC9S 2-L669-*M-RSM 30	TC9S 2-P669-*M-RSM 30
		48	- - - -	TC9S 2-M669-*M-RSM 30	TC9S 2-R669-*M-RSM 30
		110	- - - -	TC9S 2-N669-*M-RSM 30	- - - -



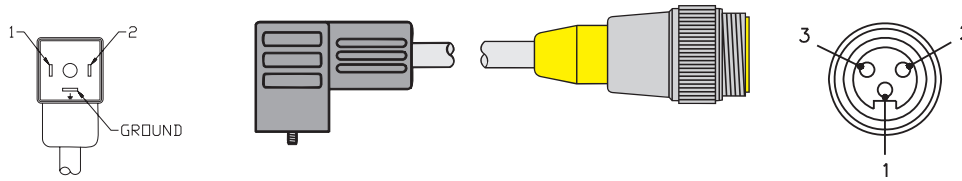
*microfast Extension*

**"C" (9.4 mm) Style Valve Connectors, microfast Extension**


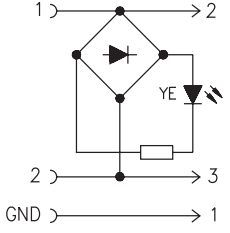
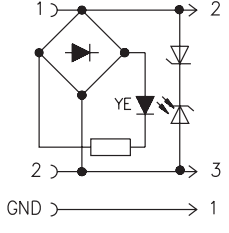
Application	Cable Specs	Voltage VAC/DC	Straight Wired	Indicator LED	Indicator LED and Suppressor Diodes
Standard duty PVC	3/18 AWG, Grey PVC 105°C 6.2 mm OD Black Body	0-220	TC9S 2-A653-*M-SB 3T	- - - -	- - - -
		24	- - - -	TC9S 2-L653-*M-SB 3T	TC9S 2-P653-*M-SB 3T
		48	- - - -	TC9S 2-M653-*M-SB 3T	TC9S 2-R653-*M-SB 3T
		110	- - - -	TC9S 2-N653-*M-SB 3T	- - - -
Standard duty PUR	3/18 AWG, Grey PUR 80°C 6.2 mm OD Black Body	0-220	TC9S 2-A669-*M-SB 3T	- - - -	- - - -
		24	- - - -	TC9S 2-L669-*M-SB 3T	TC9S 2-P669-*M-SB 3T
		48	- - - -	TC9S 2-M669-*M-SB 3T	TC9S 2-R669-*M-SB 3T
		110	- - - -	TC9S 2-N669-*M-SB 3T	- - - -

\* Length in meters

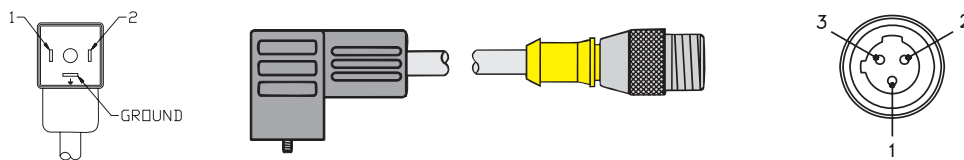
### Type "C" (9.4 mm) Valve Connector to *minifast* Extension




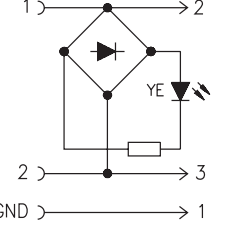
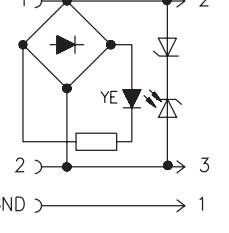
#### Wiring Diagrams

Straight Wired (A)	Indicator LED (L,M,N)	Indicator LED and Suppressor Diodes (P,R)
		

### Type "C" (9.4 mm) Valve Connector to *microfast* Extension



#### Wiring Diagrams

Straight Wired (A)	Indicator LED (L,M,N)	Indicator LED and Suppressor Diodes (P,R)
		

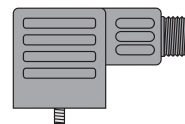


**V\*fast® Valve Connectors w/Integral eurofast or picofast Connector**

- Integral *eurofast*® and *picofast*® Connectors
- Compact Size
- Black Body
- 2 Conductors + Ground (*eurofast*)



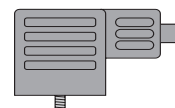
\*\*All parts except *eurofast*.



*eurofast*

**“A” Style Valve Connectors, Integral eurofast Connector**

Application	Pinout	Voltage VAC/DC	Straight Wired	Indicator LED	Indicator LED and MOV
“A” Style Connector with Integral <i>eurofast</i> connector 2 Conductors, 1 Ground Ground contacts Parallel wired	<pre> 1 ────&gt; 4 2 ────&gt; 3 GND ──&gt; 5 GND ──┘                     </pre>	0-220 24-48	VAS 22-A-FS 5.3 - - - -	- - - - - - - -	- - - - VAS 22-D-FS 5.3



*picofast*

**“A”, “B”, and “I” Style Valve Connectors with Integral picofast Connector**

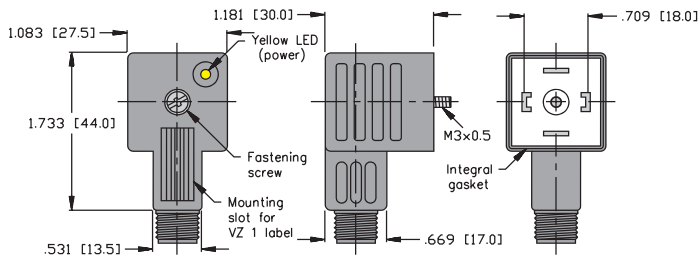
Application	Pinout	Voltage VAC/DC	Straight Wired	Indicator LED	Indicator LED and MOV**
“A” Style Connector with Integral <i>picofast</i> connector 2 Conductors	<pre> 1 ────&gt; 4 2 ────&gt; 3 GND ──&gt; NC GND ──┘                     </pre>	0-60 24-48	VAS 22-A-V1131 - - - -	- - - - VAS 22-B-V1131	- - - - VAS 22-D-V1131
“B” Style Connector with Integral <i>picofast</i> connector 2 Conductors	<pre> 1 ────&gt; 4 2 ────&gt; 3 GND ──&gt; NC                     </pre>	0-60 24-48	VBS 2-A-V1131 - - - -	- - - - VBS 2-B-V1131	- - - - VBS 2-D-V1131
“I” Style Connector with Integral <i>picofast</i> connector 2 Conductors	<pre> 1 ────&gt; 4 2 ────&gt; 3 GND ──&gt; NC                     </pre>	0-60 24-48	VIS 2-A-V1131 - - - -	- - - - VIS 2-B-V1131	- - - - VIS 2-D-V1131

### Specifications

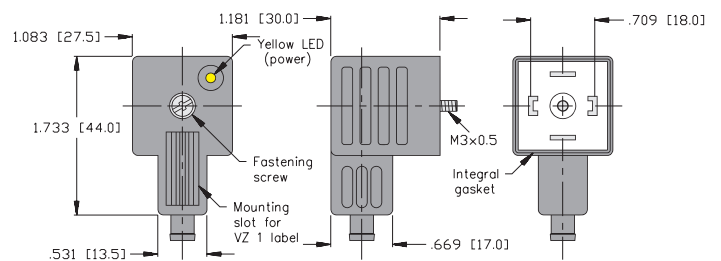
**Specifications:** Oil resistant polyurethane body material, Nylon valve plug contact carrier, Nylon *picofast* contact carrier.  
**Contacts:** Valve plug: silver plated copper alloy; *picofast* and *eurofast*: gold plated brass.  
**Temperature:** -30°C to +80°C (-22°F to +176°F).  
**Protection Class:** NEMA 1,3,4,6P and IEC IP 67 when connected and secured.

### Dimensions

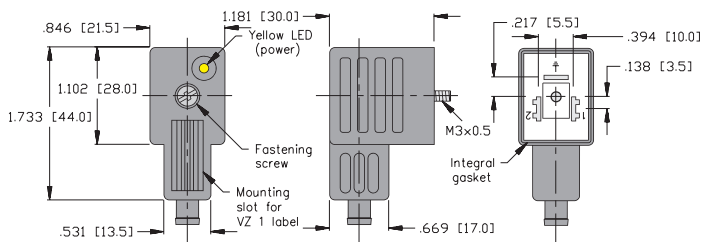
Type A with *eurofast*



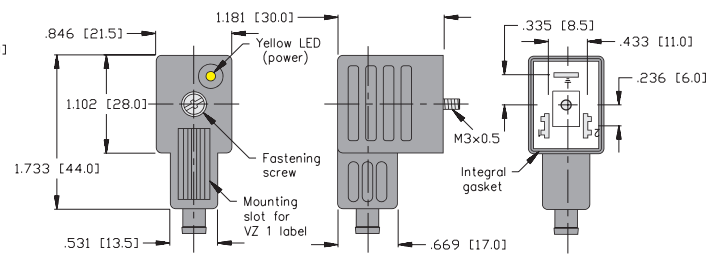
Type A with *picofast*



Type B with *picofast*



Type I with *picofast*



### Wiring Diagrams

Straight Wired (A)	Indicator LED (B,C)	Indicator LED and MOV (D,E)