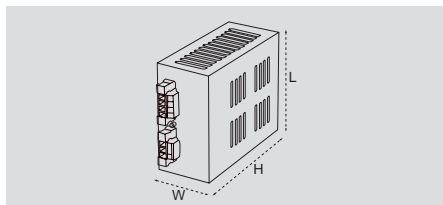


DC/DC-Converter

Connect power

CP DCDC 50W 22-24Vdc 2A

CP DCDC 50W 15Vdc 3A



Technical data

	CP DCDC 50W 22-24Vdc 2A	CP DCDC 50W 15Vdc 3A
Input		
Input voltage	18...30 Vdc, typ. 24 Vdc	18...30 Vdc, typ. 24 Vdc
Input fuse	internal	internal
Output		
Output voltage	22...24 Vdc	15 Vdc
Output current	2 A	3 A
Overload performance	Overvoltage switch-off with automatic reset	Overvoltage switch-off with automatic reset
General data		
Operation temperature	0 °C...+40 °C max. full rate load	0 °C...+40 °C max. full rate load
Storage temperature	-40 °C...+85 °C	-40 °C...+85 °C
Status display	LED green	LED green
Switching frequency	200.0kHz	200.0kHz
Approvals	CSA / UL/UR / CE	CSA / UL/UR / CE

	CP DCDC 50W 22-24Vdc 2A	CP DCDC 50W 15Vdc 3A
Screw connection		
Clamping range (rating- / min. / max.)	4 / 0.10 / 4	4 / 0.10 / 4
Length x width x height	98.0 x 57.0 x 131.0	98.0 x 57.0 x 131.0
Information		

Ordering data

Connection technology	Type	Qty.	Order No.	Type	Qty.	Order No.
Screw connection	CP DCDC 50W 22-24V 2A	1	9919372424	CP DCDC 50W 15V 3A	1	9919372415
Information						

Accessories

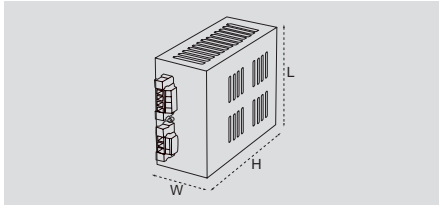
Information	Assembly angle for wall mounting: 7920560000	Assembly angle for wall mounting: 7920560000
--------------------	--	--

DC/DC-Converter

Connect power

CP DCDC 50W 12Vdc 3A

CP DCDC 50W 5Vdc 8A



Technical data

Input

Input voltage
Input fuse

Output

Output voltage
Output current
Overload performance

General data

Operation temperature
Storage temperature
Status display
Switching frequency
Approvals

9...16 Vdc, type 12 Vdc
internal
12 Vdc
3 A
Overvoltage switch-off with automatic reset

0 °C...+40 °C max. full rate load
-40 °C...+85 °C
LED green
200.0kHz
CSA / UL/UR / CE

9...16 Vdc, type 12 Vdc
internal
5 Vdc
8 A
Overvoltage switch-off with automatic reset

0 °C...+40 °C max. full rate load
-40 °C...+85 °C
LED green
200.0kHz
CSA / UL/UR / CE

Clamping range (rating- / min. / max.) mm²
Length x width x height mm

Screw connection
4 / 0.10 / 4
98.0 x 57.0 x 131.0

Screw connection
4 / 0.10 / 4
98.0 x 57.0 x 131.0

Information

Ordering data

Connection technology
Screw connection

Type	Qty.	Order No.
CP DCDC 50W 12V 3A	1	9919371212

Type	Qty.	Order No.
CP DCDC 50W 5V 8A	1	9919371205

Information

Accessories

Information
Assembly angle for wall mounting: 7920560000

Information
Assembly angle for wall mounting: 7920560000

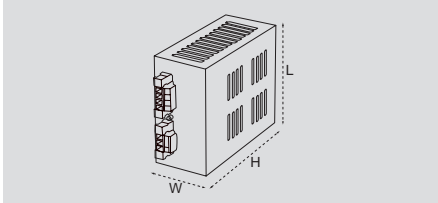
Articles with coloured order number are kept permanently in stock at the central warehouse in Germany.
Delivery times see page X.2

DC/DC-Converter

Connect power

CP DCDC 50W 22-24Vdc 2A

CP DCDC 50W 15Vdc 3A



Technical data

Input

Input voltage
Input fuse

Output

Output voltage
Output current
Overload performance

General data

Operation temperature
Storage temperature
Status display
Switching frequency
Approvals

9...16 Vdc, type 12 Vdc
internal
22...24 Vdc
2 A
Overvoltage switch-off with automatic reset

0 °C...+40 °C max. full rate load
-40 °C...+85 °C
LED green
200.0kHz
CSA / UL/UR / CE

9...16 Vdc, type 12 Vdc
internal
15 Vdc
3 A
Overvoltage switch-off with automatic reset

0 °C...+40 °C max. full rate load
-40 °C...+85 °C
LED green
200.0kHz
CSA / UL/UR / CE

Clamping range (rating- / min. / max.) mm²
Length x width x height mm

Screw connection
4 / 0.10 / 4
98.0 x 57.0 x 131.0

Screw connection
4 / 0.10 / 4
98.0 x 57.0 x 131.0

Information

Ordering data

Connection technology
Screw connection

Type	Qty.	Order No.
CP DCDC 50W 22-24V 2A	1	9919371224

Type	Qty.	Order No.
CP DCDC 50W 15V 3A	1	9919371215

Information

Accessories

Information
Assembly angle for wall mounting: 7920560000

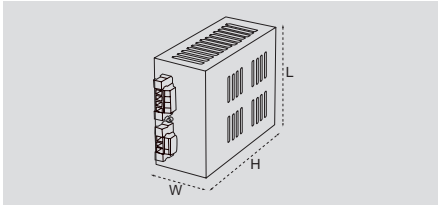
Information
Assembly angle for wall mounting: 7920560000

DC/DC-Converter

Connect power

CP DCDC 50W 12Vdc 3A

CP DCDC 50W 5Vdc 8A



Technical data

Input

Input voltage
Input fuse

Output

Output voltage
Output current
Overload performance

General data

Operation temperature
Storage temperature
Status display
Switching frequency
Approvals

18...30 Vdc, typ. 24 Vdc
internal
12 Vdc
3 A
Overvoltage switch-off with automatic reset

0 °C...+40 °C max. full rate load
-40 °C...+85 °C
LED green
200.0kHz
CSA / UL/UR / CE

18...30 Vdc, typ. 24 Vdc
internal
5 Vdc
8 A
Overvoltage switch-off with automatic reset

0 °C...+40 °C max. full rate load
-40 °C...+85 °C
LED green
200.0kHz
CSA / UL/UR / CE

Clamping range (rating- / min. / max.) mm²
Length x width x height mm

Screw connection
4 / 0.10 / 4
98.0 x 57.0 x 131.0

Screw connection
4 / 0.10 / 4
98.0 x 57.0 x 131.0

Information

Ordering data

Connection technology
Screw connection

Type	Qty.	Order No.
CP DCDC 50W 12V 3A	1	9919372412

Type	Qty.	Order No.
CP DCDC 50W 5V 8A	1	9919372405

Information

Accessories

Information
Assembly angle for wall mounting: 7920560000

Information
Assembly angle for wall mounting: 7920560000

Articles with coloured order number are kept permanently in stock at the central warehouse in Germany.
Delivery times see page X.2