


TST / TSTW

Din Rail

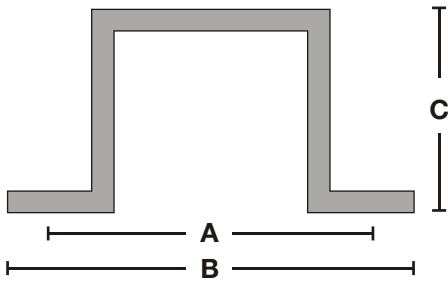
Support Brackets



- TST brackets raise DIN rail off the surface they are mounted on while the TSTW raise and angle the rail to 35 degrees.
- Drilled and tapped for an M6 screw to secure the rail to the bracket.
- Steel with a zinc dichromate plating.

TST / TSTW

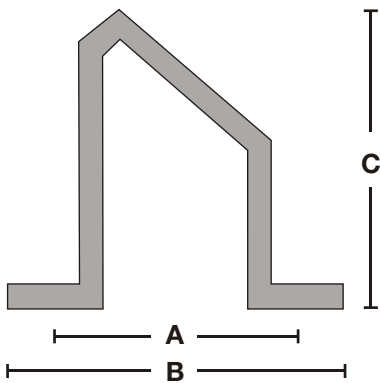
TST



A	B	C
64	80	90
64	80	70
64	80	50
64	80	40
64	80	30

A: mounting holes centre-to-centre spacing, dimensions = 12mm x 7mm
Width: 20mm
Thickness: 2mm

TSTW - 35° angle



A	B	C
60	80	98
60	80	88
60	80	78
60	80	68
60	80	58
60	80	49

A: mounting holes centre-to-centre spacing, dimensions = 10mm x 7mm
Width: 20mm
Thickness: 2mm

Ordering Data

TST / TSTW

792427 - - - -

└── Height in mm (dimension C)

└── Angle (00 or 35)

e.g. 792427 35 80 for 35° angle, 80mm height

FKSC M6 screw, Allen key SW3

8mm

064260

12mm

035350