

Fuse terminals

In hazardous area applications, the installation instructions and the rated data specifications for accessories given in the technical appendix must be followed.

Width/Length/height with TS35x7.5	mm
max. current / max. cond. cross-section	A/mm ²
Max. clamping range	mm ²

Technical data

Rated data	
Rated voltage	V
Rated current	A
Rated cross-section	mm ²
Rated impulse voltage / Pollution severity	kV/-
UL94 Flammability class	
Approvals	
Clamped conductors (H05V/H07V)	
solid / stranded	mm ²
flexible / Stranded wire with end ferrules	mm ²
Blade size	
Note	

Ordering data

Version	400 V AC/DC, without LED
Note	

Accessories

Pluggable cross-connection	
	2-pole
	3-pole
	4-pole
	10-pole
End plate / partition	
	Dark beige Wemid
	Blue Wemid
Screwdriver	
	with „swifty set“ cutting device
	Standard
G-fuse cartridge, 5 x 20mm (IEC 60127-2)	
	0,25 A fast
	0,50 A fast
	1,00 A fast
	2,00 A fast

Marking systems	(see assortment in catalogue 7)
	Marking tags
For detailed information on other accessories and applications, refer to the „Accessories“ section	

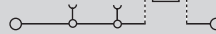
ITR 1.5N/SI

1.5 mm²

2 connections



5.1 x 78.5 x 88.5
17.5 / 1.5
0.21...1.5



IEC 60947-7-1 / IEC 60352-4

IEC	UL	CSA
250	300	300
6.3	6.3	6.3
1.5	AWG 24...16	AWG 24...16
6 / 3		
V-0		



Rated connection

0.21...1.5
 0.21...1.5
 0.6 x 3.5 mm

Conductor < 0.5mm² / AWG 24 with IRH 1.5; Max. power loss from cartridge fuse (1.6W) limits the rated current of the terminal.

Type	Qty	Order No.
ITR 1.5N SI	25	1792640000

Type	current	Qty	Order No.
ZQV 2.5/2	24 A	60	1608860000
ZQV 2.5/3	24 A	60	1608870000
ZQV 2.5/4	24 A	60	1608880000
ZQV 2.5/10	24 A	20	1608940000
Width			
IAP 1.5N/3AN	2 mm	50	1792450000
IAP 1.5N/3AN BL	2 mm	50	1792460000
SWIFTY SET			
SD 0.6x3.5x100		1	9008330000
G-fuse cartridge			
G 20/0.25A/F		10	0430500000
G 20/0.50A/F		10	0430600000
G 20/1.00A/F		10	0430700000
G 20/2.00A/F		10	0430900000

Marking systems	(see assortment in catalogue 7)
	Marking tags
For detailed information on other accessories and applications, refer to the „Accessories“ section	


ITR 1.5N/3AN/SI

1.5 mm²

3 connections



5.1 x 93.5 x 88.8
17.5 / 1.5
0.21...1.5



IEC 60947-7-1 / IEC 60352-4

IEC	UL	CSA
250	300	300
6.3	6.3	6.3
1.5	AWG 24...16	AWG 24...16
6 / 3		
V-0		



Rated connection

0.21...1.5
 0.21...1.5
 0.6 x 3.5 mm

Conductor < 0.5mm² / AWG 24 with IRH 1.5; Max. power loss from cartridge fuse (1.6W) limits the rated current of the terminal.

Type	Qty	Order No.
ITR 1.5N/3AN SI	25	1820390000

Type	current	Qty	Order No.
ZQV 2.5/2	24 A	60	1608860000
ZQV 2.5/3	24 A	60	1608870000
ZQV 2.5/4	24 A	60	1608880000
ZQV 2.5/10	24 A	20	1608940000
Width			
IAP 1.5N/4AN	2 mm	50	1792470000
IAP 1.5N/4AN BL	2 mm	50	1792480000
SWIFTY SET			
SD 0.6x3.5x100		1	9008330000
G-fuse cartridge			
G 20/0.25A/F		10	0430500000
G 20/0.50A/F		10	0430600000
G 20/1.00A/F		10	0430700000
G 20/2.00A/F		10	0430900000

Marking systems	(see assortment in catalogue 7)
	Marking tags
For detailed information on other accessories and applications, refer to the „Accessories“ section	

ITR 2.5N/SI

2.5 mm²

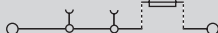
2 connections



6.1 x 88.5 x 92.5

/ 2.5

0.21...2.5



IEC 60947-7-1 / IEC 60352-4

IEC	UL	CSA
250	300	300
6.3	6.3	6.3
2.5	AWG 20...14	AWG 20...14
/ 3		
V-0		

UL, VDE, CE, RoHS, REACH

Rated connection

0.5...2.5

0.5...2.5

0.6 x 3.5 mm

Type	Qty	Order No.
ITR 2.5N SI	25	1813010000

Max. power loss (1.6 W) at the cartridge fuse limits the rated current.

Type	current	Qty	Order No.
ZQV 4/2 GE	32 A	60	1608950000
ZQV 4/3 GE	32 A	60	1608960000
ZQV 4/4 GE	32 A	60	1608970000
ZQV 4/10 GE	32 A	20	1609030000
Width			
IAP 2.5N	2 mm	50	1813020000
IAP 2.5N BL	2 mm	50	1813030000
SWIFTY SET		1	9006060000
SD 0.6x3.5x100		1	9008330000
G 20/0.25A/F		10	0430500000
G 20/0.50A/F		10	0430600000
G 20/1.00A/F		10	0430700000
G 20/2.00A/F		10	0430900000

WS 10/6