


MCZ SERIES timing relays

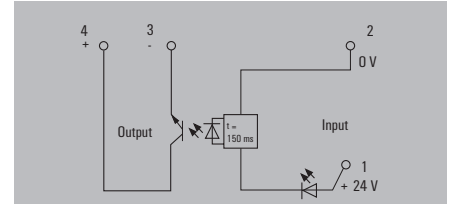
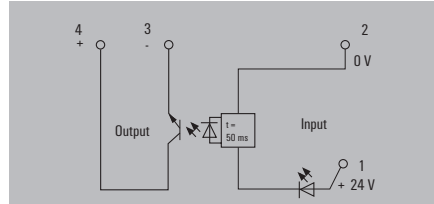


Miniconditioner MCZ T0

- Components for lengthening short pulses for the PLC
- Fixed switch-off delay
- Low input power
- Screw connection system
- Width 6 mm
- For mounting on TS 35

24 V DC 50 ms



24 V DC 150 ms



Technical data

Input	
Rated control voltage	24 V DC ±10 %
Rated current AC / DC	/ 6.7 mA ±10 %
Power rating	160 mW
Min. pulse duration	2 ms
Status indicator	Green LED
Output	
Max. switching voltage, DC	48 V
Continuous current	0.1 A
Switch-off delay	50 ms
Max. switching frequency at rated load	20 Hz
Rated data	
Ambient temperature (operational)	-25 °C...+50 °C
Storage temperature	-40 °C...+85 °C
Humidity	40 °C / 93 % rel. humidity, no condensation
Approvals	CE, CSA, cURus, GOSTME25
Insulation coordination (EN 50178)	
Rated voltage	300 V
Surge voltage category	III
Dielectric strength for control side - load side	
Dielectric strength input - output	1.2 kV _{eff} / 5 s
Dielectric strength to mounting rail	4 kV _{eff} / 1 min.
Clearance and creepage distances for control side - load side	
Creepage and clearance distance input - output	≥ 5.5 mm
Impulse withstand voltage	6 kV (1.2/50 µs)
Pollution severity	2

Input	
Rated control voltage	24 V DC ±10 %
Rated current AC / DC	/ 6.7 mA ±10 %
Power rating	160 mW
Min. pulse duration	2 ms
Status indicator	Green LED
Output	
Max. switching voltage, DC	48 V
Continuous current	0.1 A
Switch-off delay	150 ms
Max. switching frequency at rated load	5 Hz
Rated data	
Ambient temperature (operational)	-25 °C...+50 °C
Storage temperature	-40 °C...+85 °C
Humidity	40 °C / 93 % rel. humidity, no condensation
Approvals	CE, CSA, cURus, GOSTME25
Insulation coordination (EN 50178)	
Rated voltage	300 V
Surge voltage category	III
Dielectric strength for control side - load side	
Dielectric strength input - output	1.2 kV _{eff} / 5 s
Dielectric strength to mounting rail	4 kV _{eff} / 1 min.
Clearance and creepage distances for control side - load side	
Creepage and clearance distance input - output	≥ 5.5 mm
Impulse withstand voltage	6 kV (1.2/50 µs)
Pollution severity	2

Input	
Rated control voltage	24 V DC ±10 %
Rated current AC / DC	/ 6.7 mA ±10 %
Power rating	160 mW
Min. pulse duration	2 ms
Status indicator	Green LED
Output	
Max. switching voltage, DC	48 V
Continuous current	0.1 A
Switch-off delay	150 ms
Max. switching frequency at rated load	5 Hz
Rated data	
Ambient temperature (operational)	-25 °C...+50 °C
Storage temperature	-40 °C...+85 °C
Humidity	40 °C / 93 % rel. humidity, no condensation
Approvals	CE, CSA, cURus, GOSTME25
Insulation coordination (EN 50178)	
Rated voltage	300 V
Surge voltage category	III
Dielectric strength for control side - load side	
Dielectric strength input - output	1.2 kV _{eff} / 5 s
Dielectric strength to mounting rail	4 kV _{eff} / 1 min.
Clearance and creepage distances for control side - load side	
Creepage and clearance distance input - output	≥ 5.5 mm
Impulse withstand voltage	6 kV (1.2/50 µs)
Pollution severity	2

Dimensions	
Clamping range (nominal / min. / max.)	mm ² 1.5 / 0.5 / 2.5
Depth x width x height	mm 63.2 / 6 / 91
Note	
For mounting on TS 35 rail	

Dimensions	
Clamping range (nominal / min. / max.)	mm ² 1.5 / 0.5 / 2.5
Depth x width x height	mm 63.2 / 6 / 91
Note	
For mounting on TS 35 rail	

Dimensions	
Clamping range (nominal / min. / max.)	mm ² 1.5 / 0.5 / 2.5
Depth x width x height	mm 63.2 / 6 / 91
Note	
For mounting on TS 35 rail	

Ordering data

Tension-clamp connection

Type	Qty.	Order No.
MCZ T0 24VDC/50MS	10	8324590000

Type	Qty.	Order No.
MCZ T0 24VDC/150MS	10	8286410000

Note

Note

Note

Accessories

Note

AP MCZ end plate 8389030000

AP MCZ end plate 8389030000
