


Established technology

B The PLUGSERIES is an effective combination of established connection technology joined with the high performance of Weidmüller's RCL power relays. The ZQV pluggable cross-connections allow input and output potentials to be bridged quickly and easily. The multi-purpose lever can be used to quickly attach and release the opto modules and relay modules, for both high- and low-profile components. In addition, device markers can be attached in the labelling channel. Such markers are in MultiCard format and can be printed with the PrintJet PRO.

The relay kits are especially convenient to use. They include the relay module with status display and the base with ejection lever. The kits are delivered completely assembled and with completely tested functionality. This saves time during assembly and reduces the number of products required.

The unique PLUGSERIES features housings made from WEMID and your choice of connection system.



Weidmüller 



Time-saving

Pluggable jumper cross-connections in input and output.



Practical

Pluggable relay modules and optos can be easily swapped because they are pin compatible.



Clever

The multi-purpose clamp attaches to both high-profile and low-profile relay modules.



Wemid

Proven

The Wemid material in the base contains no halogens and has a flammability class of V0 according to UL94.

The PLUGSERIES product line



PRS / PRZ

Relay modules with 1 CO contact



PRS / PRZ

Relay modules with 2 CO contact



PRS / PRZ

Relay modules with 2 CO contacts and hard gold-plated contacts



POS / POZ

Opto modules

PLUGSERIES - Relay modules

RCL relay module 1 CO AC/DC coil

- 3.000 or 4.000 VA switching capacity
- Low height of 15.7 mm
- Hard gold-plated contacts available
- For boiler controls, timing relays, garage door controls, interface modules

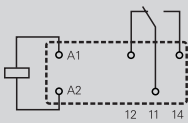


B

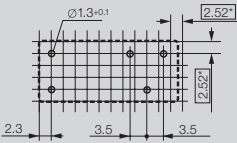
PCB layout / terminal assignment

View on solder pins, dimensions in mm

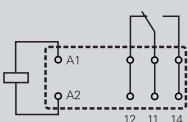
1 C/O changeover contacts



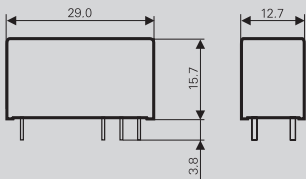
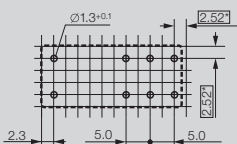
12 A, Pinning 3.5 mm



1 C/O changeover contacts



16 A, Pinning 5 mm



Output

Switching voltage AC, max.	250 V
Continuous current	12 A for 3,5 mm / 16 A for 5 mm pinning
Mechanical service life	AC coil 10 ⁴ / DC coil 30 ⁴ switching operations, DC coil 30 ⁴ switching cycles

Sparkover time / Drop-out time

7 ms / 3 ms

Contact material

AgNi 90/10

Rated data

Status indicator / Free-wheel diode

No / No

Ambient temperature (operational)

-40 °C...+70 °C

Flammability class UL 94

V-0

Humidity

40°C / 93% rel. humidity, no condensation

Approvals

cURus; VDE

Insulation coordination (EN 50 178)

Rated voltage

250 V

Clearance and creepage distances for control/load side

≥ 10 mm

Overtoltage category

III

Pollution severity

3

Protective separation acc. to VDE 0106 part 101

Yes

Dimensions

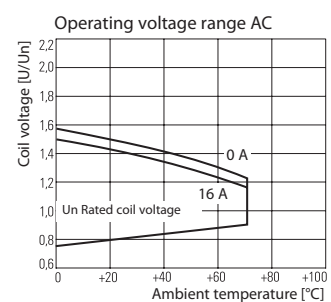
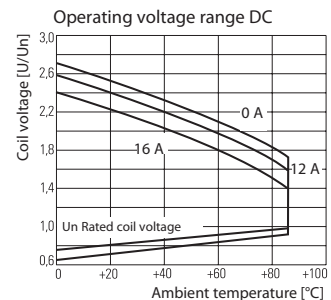
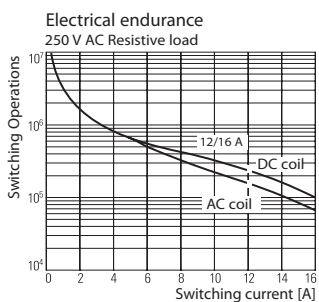
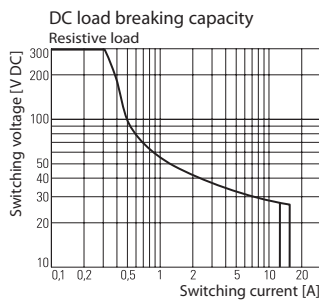
Plug-in connection

Length x width x height

mm 29 / 12.7 / 15.7

Note

Applications



**RCL relay module
1 CO AC/DC coil**

Type code

Type RIDER Control Low

Type of construction


- 1 12 A, Pitch 3.5 mm, flux proof
- 3 16 A, Pitch 5 mm, flux proof

Type of contact

- 1 1 CO contacts
- 3 1 NO contacts

Contact material

- 4 AgNi 90/10
- 5 AgNi 90/10 hgp



DC coil	
006	6 V DC
012	12 V DC
024	24 V DC
048	48 V DC
060	60 V DC
110	110 V DC
AC coil	
512	12 V AC
524	24 V AC
548	48 V AC
615	115 V AC
730	230 V AC

Ordering data

Input	6 V DC 1CO	12 V DC 1CO	24 V DC 1CO	48 V DC 1CO
Rated control voltage	6 V DC	12 V DC	24 V DC	48 V DC
DC Response/dropout Volt	4.2 V / 0.6 V	8.4 V / 1.2 V	16.8 V / 2.4 V	33.6 V / 4.8 V
Power rating	500 mW	500 mW	500 mW	500 mW
Rated current DC	66.7 mA	33.3 mA	16.7 mA	8.7 mA
Coil resistance	90 Ω ±10%	360 Ω ±10%	1440 Ω ±10%	5520 Ω ±10%

Ordering data Relay module				
12 A / 3.5 mm Type	RCL114006	RCL114012	RCL114024	RCL314048
AgNi 90/10 Order No.	8693400000	8693190000	8693180000	8693380000
16 A / 5 mm Type	RCL314006	RCL314012	RCL314024	
AgNi 90/10 Order No.	8693800000	8693240000	8693260000	
Type				
Order No.				
Type				
Order No.				

Note				

Ordering data

Input	24 V AC 1CO	115 V AC 1CO	230 V AC 1CO
Rated control voltage	24 V AC	115 V AC	230 V AC
AC Response/dropout Volt	18.0 V / 3.6 V	86.3 V / 17.3 V	172.5 V / 34.5 V
Power rating	0.75 VA	0.75 VA	0.75 VA
Rated current AC	31.6 mA	6.6 mA	3.2 mA
Coil resistance	1440 Ω ±10%	8100 Ω ±15%	32500 Ω ±15%

Ordering data Relay module			
12 A / 3.5 mm Type	RCL114524	RCL114615	RCL114730
AgNi 90/10 Order No.	8693220000	8693390000	8693230000
16 A / 5 mm Type	RCL314524	RCL314615	RCL314730
AgNi 90/10 Order No.	8693500000	8693890000	8693320000
Type			
Order No.			
Type			
Order No.			

Note			

PLUGSERIES - Relay modules

RCL relay module 2 CO AC/DC coil

- 2.000 VA switching capacity
- Low height of 15.7 mm
- Hard gold-plated contacts available
- For domestic appliances, heating controllers, emergency lighting systems, modems

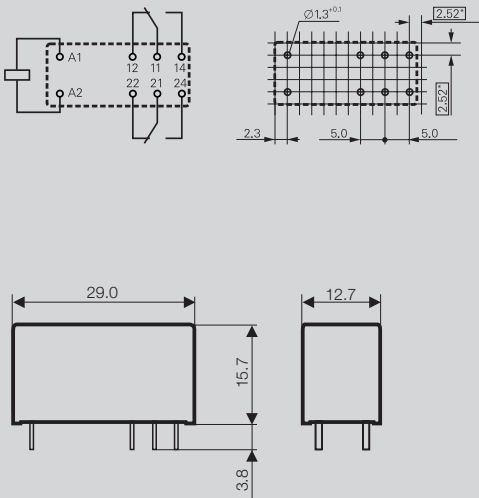


B

Circuit diagram

View of connections
Dimensions in mm

2 C/O changeover contacts



Output

Switching voltage AC, max.	250 V
Continuous current	8 A / 1 contact
Mechanical service life	AC coil 5*10 ⁶ / DC coil 30*10 ⁶ switching operations, DC coil 30*10 ⁶ switching cycles
Sparkover time / Drop-out time	7 ms / 2 ms
Contact material	AgNi 90/10 or AgNi 5µm Au

Rated data

Status indicator / Free-wheel diode	No / No
Ambient temperature (operational)	-40 °C...+70 °C
Flammability class UL 94	V-0
Humidity	40°C / 93% rel. humidity, no condensation
Approvals	cURus; GOSTME25; VDE

Insulation coordination (EN 50 178)

Rated voltage	250 V
Clearance and creepage distances for control/load side	≥ 10 mm
Overvoltage category	III
Pollution severity	3
Protective separation acc. to VDE 0106 part 101	Yes

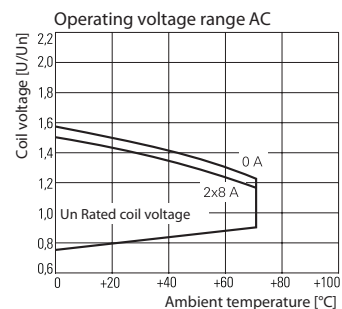
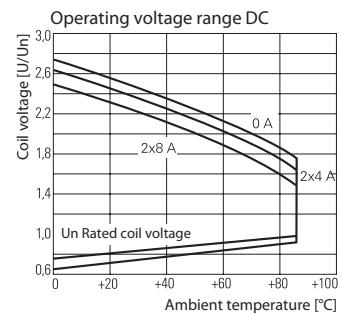
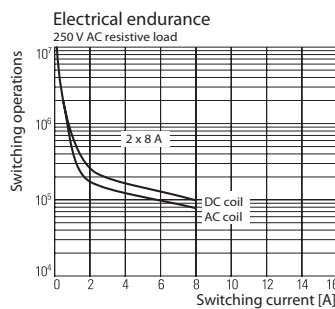
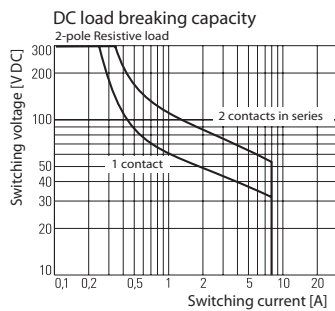
Dimensions

Length x width x height	mm 29 / 12.7 / 15.7
-------------------------	---------------------

Note

Plug-in connection

Applications



**RCL relay module
2 CO AC/DC coil**

Type code	RCL				
Type	RIDER Control Low				
Type of construction	4 8 A, pitch 5 mm, flux proof				
Type of contact	2 2 CO contacts 4 2 NO contacts				
Contact material	4 AgNi 90/10 5 AgNi 90/10 hgp				
DC coil	006	6 V DC			
	012	12 V DC			
	024	24 V DC			
	048	48 V DC			
	060	60 V DC			
	110	110 V DC			
AC coil	512	12 V AC			
	524	24 V AC			
	548	48 V AC			
	615	115 V AC			
	730	230 V AC			

Ordering data

	12 V DC 2CO	24 V DC 2CO	48 V DC 2CO	110 V DC 2CO
Input				
Rated control voltage	12 V DC	24 V DC	48 V DC	110 V DC
DC Response/dropout Volt	8.4 V / 1.2 V	16.8 V / 2.4 V	33.6 V / 4.8 V	77 V / 11 V
Power rating	500 mW	500 mW	500 mW	500 mW
Rated current DC	33.3 mA	16.7 mA	8.7 mA	4.1 mA
Coil resistance	360 Ω ±10%	1440 Ω ±10%	5520 Ω ±10%	26600 Ω ±12%

Ordering data				
8 A / 5 mm Type	RCL424012	RCL424024	RCL424048	RCL424110
AgNi 90/10 Order No.	4058560000	4058570000	4058750000	4058590000
8 A / 5 mm Type	RCL425012	RCL425024	RCL425048	RCL425110
AgNi 5µm Au Order No.	on request	4058580000	on request	on request
Type Order No.				
Type Order No.				

Note				

Ordering data

	24 V AC 2CO	48 V AC 2CO	115 V AC 2CO	230 V AC 2CO
Input				
Rated control voltage	24 V AC	48 V AC	115 V AC	230 V AC
AC Response/dropout Volt	18 V / 3.6 V	64 V / 7.2 V	86.3 V / 17.3 V	86.3 V / 17.3 V
Power rating	0.75 VA	0.75 VA	0.75 VA	0.75 VA
Rated current AC	31.6 mA	15.6 mA	6.6 mA	6.6 mA
Coil resistance	350 Ω ±10%	1420 Ω ±10%	8100 Ω ±15%	8100 Ω ±15%

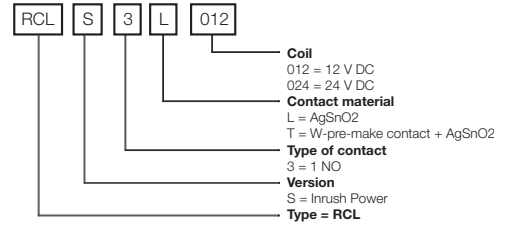
Ordering data				
8 A / 5 mm Type	RCL424524	RCL424548	RCL424615	RCL424730
AgNi 90/10 Order No.	4058600000	8693340000	4058610000	4058630000
8 A / 5 mm Type	RCL425524	RCL425548	RCL425615	RCL425730
AgNi 5µm Au Order No.	on request	on request	4058620000	4058640000
Type Order No.				
Type Order No.				

Note				

PLUGSERIES – Relay modules

RCLS – Inrush Power

- 1 NO
- High making currents possible
- RCLS3L 120 A for max. 20 ms
- RCLS3T 165 A for max. 20 ms / 800 A for 200 µs
- New contact principle



Switching contact for AgSnO2



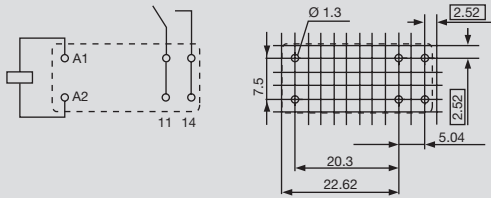
Switching contact for AgSnO2+W



Circuit diagram

View of connections
Dimensions in mm

1 NO contact



Output

Max. switching voltage AC	240 V
Rated current	16 A
Max. switching current	120 A @ 20 ms (RCLS3L) 165 A @ 20 ms / 800 A @ 200 µs (RCLS3T)
Contact base material	AgSnO2 (RCLS3L) / AgSnO2 + W (RCLS3T)
Mechanical endurance	10 x 10 ⁶ (RCLS3L) / 5 x 10 ⁶ (RCLS3T)
Response time / Release time	10 ms / 4 ms

Rated data

Ambient temp., fitted w/o distance	-25 °C ... +70 °C
Flammability rating UL 94	V-0
Approvals	40 °C/93 rel. humidity, no condensation
Insulation coordinates (IEC 60664)	cURus / VDE

Rated voltage

Creepage and clearance path input – output	250 V
Surge category	10 mm
Pollution severity	III
Verschmutzungsgrad	2

Dimensions

Length x width x height mm 29 / 12.7 / 15.7

Note

Ordering data

Input

Rated voltage
Rated current DC
Power rating
Oper./-drop-out volt. DC-coil

12 V DC 1NO

12 V DC
33.3 mA
400 mW
8.4 V / 1.2 V

24 V DC 1NO

24 V DC
16.7 mA
400 mW
16.8 V / 2.4 V

12 V DC 1NO

12 V DC
33.3 mA
400 mW
8.4 V / 1.2 V

24 V DC 1NO

24 V DC
16.7 mA
400 mW
16.8 V / 2.4 V

Ordering data

NO Type
Order No.

RCLS 3L012
8866890000

RCLS 3L024
8866900000

RCLS 3T012
8866910000

RCLS 3T024
8866920000

Note

Contact material AgSnO2

Contact material AgSnO2

Contact material AgSnO2 + W

Contact material AgSnO2 + W

PLUGSERIES - Relay modules

1 CO contact

AC/DC coil

Modular system comprised of:

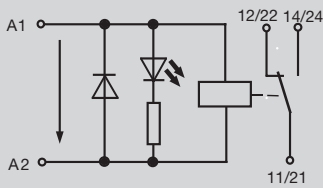
- relay socket for rail mounting
- LED indicator unit
- retaining clip
- plug-in relay

Cross-connection of coil connections and relay CO contacts by means of plug-in cross-connection ZQV 2.5N Bridgeable

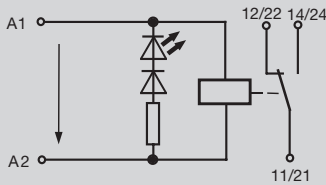


B

DC-Version



AC-Version



Output

Switching voltage AC, max. / Continuous current	250 / 16 A
min. switching capacity	10 V / 100 mA
Contact material	AgNi 90/10
Mechanical service life	30*10 ⁶ switching cycles
Max. switching frequency at rated load	0.1 Hz

Rated data

Status indicator / Free-wheel diode	Green LED / Yes
Reverse polarity protection	No
Ambient temperature (operational)	-40 °C...+50 °C
Storage temperature	-40 °C...+85 °C
Humidity	40°C / 93% rel. humidity, no condensation
Approvals	cURus

Insulation coordination (EN 50 178)

Standards	EN 50178
Rated voltage	300 V AC _{eff}
Impulse withstand voltage	6 kV
Clearance and creepage distances for control/load side	> 8 mm
Overtoltage category	III
Pollution severity	2
Protective separation acc. to VDE 0106 part 101	Yes

Dimensions

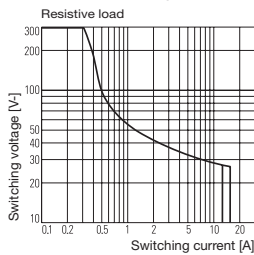
	Screw connection	Tension clamp connection
Clamping range (nominal / min. / max.)	mm ² 2.5 / 0.5 / 2.5	2.5 / 0.5 / 2.5
Length x width x height	mm 92 / 15.3 / 95	92 / 15.3 / 87

Note

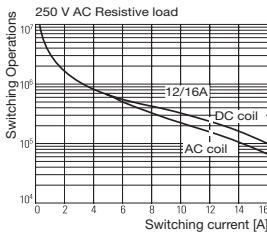
Cross-connectors and markers - refer to PLUGSERIES accessories

Applications

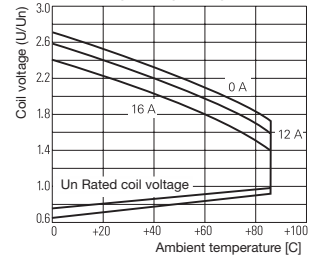
DC load breaking capacity



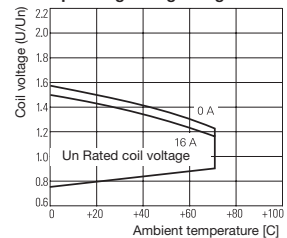
Electrical endurance



Operating voltage range DC



Operating voltage range AC



**1 CO contact
AC/DC coil**

B

Ordering data	12 V DC 1CO	24 V DC 1CO	115 V DC 1CO	24 V AC 1CO
Input				
Rated control voltage	12 V DC $\pm 20\%$	24 V DC $\pm 10\%$	115 V DC $\pm 10\%$	24 V AC $\pm 10\%$
Rated current AC				30.5 mA
Rated current DC	33 mA	21 mA	6.4 mA	
Power rating	400 mW	500 mW	740 mW	0.73 VA
AC Response/dropout Volt				14.3 V / 9.5 V
DC Response/dropout Volt	7.1 V / 2.5 V	12.8 V / 4.5 V	60 V / 21 V	
Sparkover time / Drop-out time	9.8 ms / 9.7 ms	7.6 ms / 12.5 ms	7.7 ms / 13.1 ms	8.9 ms / 23.8 ms

Ordering data	12 V DC 1CO	24 V DC 1CO	115 V DC 1CO	24 V AC 1CO
Relay module with socket				
Screw connection Type	PRS 12Vdc LD 1CO	PRS 24Vdc LD 1CO	PRS 115Vdc LD 1CO	PRS 24Vac LD 1CO
Order No.	8536471001	8530621001	8536510000	8536530000
Tension clamp connection Type	PRZ 12Vdc LD 1CO	PRZ 24Vdc LD 1CO	PRZ 115Vdc LD 1CO	PRZ 24Vac LD 1CO
Order No.	8536571001	8530691001	8536610000	8536651001
Spare relay module (pluggable)				
Type	RCL314012	RCL314024	RCL314110	RCL314524
Order No.	8693240000	8693260000	8821910000	8693500000
Note				

Ordering data	120 V AC 1CO	230 V AC 1CO
Input		
Rated control voltage	120 V AC $\pm 10\%$	230 V AC $\pm 10\%$
Rated current AC	9.1 mA	4.2 mA
Rated current DC		
Power rating	1.1 VA	0.97 VA
AC Response/dropout Volt	53 V / 49 V	116 V / 86 V
DC Response/dropout Volt		
Sparkover time / Drop-out time	7.8 ms / 41.5 ms	8.7 ms / 44.6 ms

Ordering data	120 V AC 1CO	230 V AC 1CO
Relay module with socket		
Screw connection Type	PRS 120Vac LD 1CO	PRS 230Vac LD 1CO
Order No.	8530641001	8530671001
Tension clamp connection Type	PRZ 120Vac LD 1CO	PRZ 230Vac LD 1CO
Order No.	8530710000	8530731001
Spare relay module (pluggable)		
Type	RCL314615	RCL314730
Order No.	8693890000	8693320000
Note		

PLUGSERIES - Relay modules

2 CO contacts

AC/DC coil

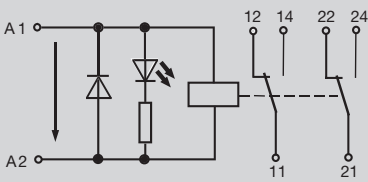
Modular system comprised of:

- relay socket for rail mounting
- LED indicator unit
- retaining clip
- plug-in relay

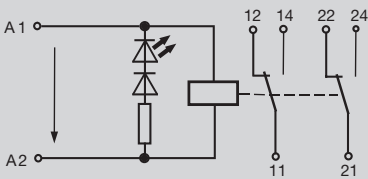
Cross-connection of coil connections and relay CO contacts by means of plug-in cross-connection ZQV 2.5N
Bridgeable



DC-Version



AC-Version



Output

Switching voltage AC, max. / Continuous current	250 / 2 x 8 A
min. switching capacity	10 V / 100 mA
Contact material	AgNi 90/10
Mechanical service life	5*10 ⁶ switching cycles
Max. switching frequency at rated load	0.1 Hz

Rated data

Status indicator / Free-wheel diode	Green LED / Yes
Reverse polarity protection	No
Ambient temperature (operational)	-40 °C...+50 °C
Storage temperature	-40 °C...+85 °C
Humidity	40 °C / 93% rel. humidity, no condensation
Approvals	cURus

Insulation coordination (EN 50 178)

Standards	EN 50178
Rated voltage	300 V AC _{eff}
Impulse withstand voltage	6 kV
Clearance and creepage distances for control/load side	> 8 mm
Overtoltage category	III
Pollution severity	2
Protective separation acc. to VDE 0106 part 101	Yes

Dimensions

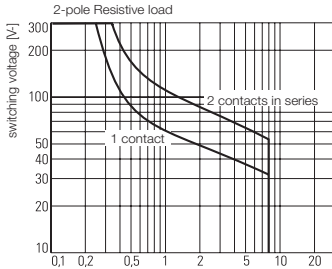
	Screw connection	Tension clamp connection
Clamping range (nominal / min. / max.)	mm ² 2.5 / 0.5 / 2.5	2.5 / 0.5 / 2.5
Length x width x height	mm 92 / 15.3 / 95	92 / 15.3 / 87

Note

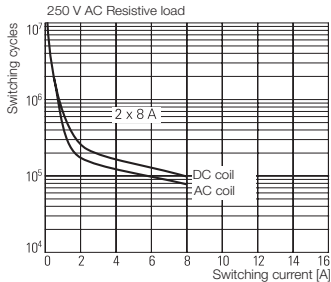
Cross-connectors and markers - refer to PLUGSERIES accessories

Applications

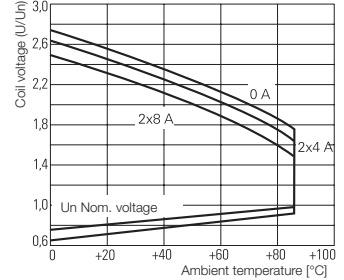
DC limit curve



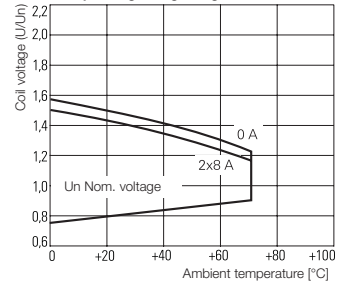
Electrical endurance



DC operating voltage range



AC operating voltage range



2 CO contacts
AC/DC coil

B

Ordering data	12 V DC 2CO	24 V DC 2CO	115 V DC 2CO	24 V AC 2CO
Input				
Rated control voltage	12 V DC $\pm 20\%$	24 V DC $\pm 10\%$	115 V DC $\pm 10\%$	24 V AC $\pm 10\%$
Rated current AC				30.5 mA
Rated current DC	33 mA	21 mA	6.4 mA	
Power rating	400 mW	500 mW	740 mW	0.73 VA
AC Response/dropout Volt				14.3 V / 9.5 V
DC Response/dropout Volt	7.1 V / 2.5 V	12.8 V / 4.5 V	60 V / 21 V	
Sparkover time / Drop-out time	9.8 ms / 9.7 ms	7.6 ms / 12.5 ms	7.7 ms / 13.1 ms	8.9 ms / 23.8 ms

Ordering data	12 V DC 2CO	24 V DC 2CO	115 V DC 2CO	24 V AC 2CO
Relay module with socket				
Screw connection Type	PRS 12Vdc LD 2CO	PRS 24Vdc LD 2CO	PRS 115Vdc LD 2CO	PRS 24Vac LD 2CO
Order No.	8536501001	8530631001	8536520000	8536560000
Tension clamp connection Type	PRZ 12Vdc LD 2CO	PRZ 24Vdc LD 2CO	PRZ 115Vdc LD 2CO	PRZ 24Vac LD 2CO
Order No.	8536591001	8530701001	8536630000	8536681001
Spare relay module (pluggable)				
Type	RCL424012	RCL424024	RCL424110	RCL424524
Order No.	4058560000	4058570000	4058590000	4058600000
Note				

Ordering data	120 V AC 2CO	230 V AC 2CO
Input		
Rated control voltage	120 V AC $\pm 10\%$	230 V AC $\pm 10\%$
Rated current AC	9.1 mA	4.2 mA
Rated current DC		
Power rating	1.1 VA	0.97 VA
AC Response/dropout Volt	53 V / 49 V	116 V / 86 V
DC Response/dropout Volt		
Sparkover time / Drop-out time	7.8 ms / 41.5 ms	8.7 ms / 44.6 ms

Ordering data	120 V AC 2CO	230 V AC 2CO
Relay module with socket		
Screw connection Type	PRS 120Vac LD 2CO	PRS 230Vac LD 2CO
Order No.	8530661001	8530681001
Tension clamp connection Type	PRZ 120Vac LD 2CO	PRZ 230Vac LD 2CO
Order No.	8530720000	8530741001
Spare relay module (pluggable)		
Type	RCL424615	RCL424730
Order No.	4058610000	4058630000
Note		

PLUGSERIES - Relay modules

2 CO contacts with hard gold-plated contacts AC/DC coil

Modular system comprised of:

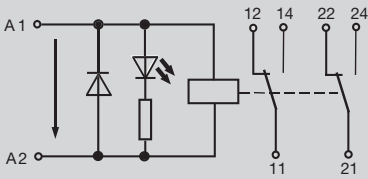
- relay socket for rail mounting
- LED indicator unit
- retaining clip
- plug-in relay

Cross-connection of coil connections and relay CO contacts by means of plug-in cross-connection ZQV 2.5N Bridgeable

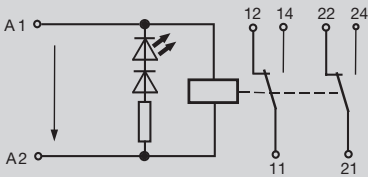


B

DC-Version



AC-Version



Output

Switching voltage AC, max. / Continuous current	250 V / 2 x 8 A
min. switching capacity	1 V / 1 mA
Contact material	AgNi 5µm Au
Mechanical service life	5*10 ⁶ switching cycles
Max. switching frequency at rated load	0.1 Hz

Rated data

Status indicator / Free-wheel diode	Green LED / No
Reverse polarity protection	No
Ambient temperature (operational)	-40 °C...+50 °C
Storage temperature	-40 °C...+85 °C
Humidity	40 °C / 93% rel. humidity, no condensation
Approvals	CSA; cURus; GOSTME25; CE

Insulation coordination (EN 50 178)

Standards	EN 50178
Rated voltage	300 V AC _{eff}
Impulse withstand voltage	6 kV
Clearance and creepage distances for control/load side	> 8 mm
Overvoltage category	III
Pollution severity	2
Protective separation acc. to VDE 0106 part 101	Yes

Dimensions

	Screw connection	Tension clamp connection
Clamping range (nominal / min. / max.)	mm ² 2.5 / 0.5 / 2.5	2.5 / 0.5 / 2.5
Length x width x height	mm 92 / 15.3 / 95	92 / 15.3 / 87

Note

Cross-connectors and markers - refer to PLUGSERIES accessories

Ordering data

Input	24 V DC 2CO Au	120 V AC 2CO Au	230 V AC 2CO Au
Rated control voltage	24 V DC ±10 %	120 V AC ±10 %	230 V AC ±10 %
Rated current AC		9.1 mA	4.2 mA
Rated current DC	21 mA		
Power rating	500 mW	1.1 VA	0.97 VA
AC Response/dropout Volt		53 V / 49 V	116 V / 86 V
DC Response/dropout Volt	12.8 V / 4.5 V		
Sparkover time / Drop-out time	7.6 ms / 12.5 ms	7.8 ms / 41.5 ms	8.7 ms / 44.6 ms

Ordering data

Relay module with socket

Screw connection	Type	PRS 24VDC LD 2COAU	PRS 120VAC LD 2CO AU	PRS 230VAC LD 2CO AU
Order No.		8561760000	8595960000	8595990000
Tension clamp connection	Type	PRZ 24Vdc LD 2CO AU	PRZ 120VAC LD 2COAU	PRZ 230VAC LD 2COAU
Order No.		8552440000	8575940000	8575950000

Ordering data

Spare relay module (pluggable)

Type	RCL425024	RCL425615	RCL425730
Order No.	4058580000	4058620000	4058640000

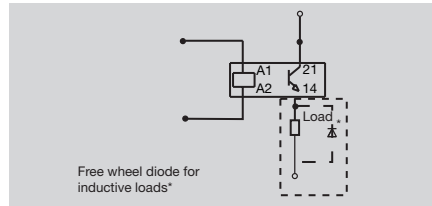

Note

Can safely switch a load of: 1...60 V AC/DC, 1...300 mA. If higher loads are switched this can damage the gold plating.	Can safely switch a load of: 1...60 V AC/DC, 1...300 mA. If higher loads are switched, damage can occur to the gold plating.	Can safely switch a load of: 1...60 V AC/DC, 1...300 mA. If higher loads are switched this can damage the gold plating.
--	---	--

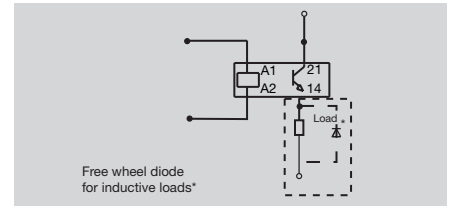

POS / POZ

- Plug-in cross-connection ZQV 2.5N
- Interchangeable solid-state relay
- Screw or tension clamp connection
- For mounting on TS 35

24 V DC / 24 V DC 2.5 A



24 V DC / 24 V DC 5 A



Technical data

Control side	
Rated control voltage	15 V DC...30 V DC
Power rating	250 mW
Rated auxiliary voltage	No
Status indicator	Green LED
Load side	
Rated switching voltage	0...30 V DC
Rated switching current	2.5 A
Voltage drop at max. load	≤ 0.4 V
Switch-on delay / Switch-off delay	2 ms / 18 ms
Short-circuit-proof / Protective circuit	No / Integrated free-wheel diode
General data	
Ambient temperature (operational)	-40 °C...+50 °C
Storage temperature	-40 °C...+50 °C
Humidity	40°C / 93% rel. humidity, no condensation
Approvals	GOSTME25; CE; cURus
Insulation coordination (EN 50 178)	
Standards	EN 50178
Rated voltage	300 V
Rated impulse withstand voltage	2.5 kV _{eff}
Clearance and creepage distances for control/load side	> 8 mm
Overvoltage category	III
Pollution severity	2

Rated control voltage	15 V DC...30 V DC
Power rating	250 mW
Rated auxiliary voltage	No
Status indicator	Green LED
Rated switching voltage	0...30 V DC
Rated switching current	2.5 A
Voltage drop at max. load	≤ 0.4 V
Switch-on delay / Switch-off delay	2 ms / 18 ms
Short-circuit-proof / Protective circuit	No / Integrated free-wheel diode
Ambient temperature (operational)	-40 °C...+50 °C
Storage temperature	-40 °C...+50 °C
Humidity	40°C / 93% rel. humidity, no condensation
Approvals	GOSTME25; CE; cURus
Standards	EN 50178
Rated voltage	300 V
Rated impulse withstand voltage	2.5 kV _{eff}
Clearance and creepage distances for control/load side	> 8 mm
Overvoltage category	III
Pollution severity	2

Rated control voltage	15 V DC...30 V DC
Power rating	250 mW
Rated auxiliary voltage	No
Status indicator	Green LED
Rated switching voltage	0...30 V DC
Rated switching current	5 A
Voltage drop at max. load	≤ 0.3 V
Switch-on delay / Switch-off delay	2 ms / 18 ms
Short-circuit-proof / Protective circuit	No / Integrated free-wheel diode
Ambient temperature (operational)	-40 °C...+50 °C
Storage temperature	-40 °C...+50 °C
Humidity	40°C / 93% rel. humidity, no condensation
Approvals	GOSTME25; CE; cURus
Standards	EN 50178
Rated voltage	300 V
Rated impulse withstand voltage	2.5 kV _{eff}
Clearance and creepage distances for control/load side	> 8 mm
Overvoltage category	III
Pollution severity	2

Dimensions	
Clamping range (nominal / min. / max.)	mm ²
Length x width x height	mm
Note	

Screw connection	Tension clamp connection
2.5 / 0.5 / 2.5	2.5 / 0.5 / 2.5
92 / 15.3 / 95	92 / 15.3 / 87
Note	

Screw connection	Tension clamp connection
2.5 / 0.5 / 2.5	2.5 / 0.5 / 2.5
92 / 15.3 / 95	92 / 15.3 / 87
Note	

Ordering data

Screw connection	POS 24VDC/24VDC 2A	10	8610840000
Tension clamp connection	POZ 24VDC/24VDC 2A	10	8610920000

Type	Qty.	Order No.
POS 24VDC/24VDC 2A	10	8610840000
POZ 24VDC/24VDC 2A	10	8610920000

Type	Qty.	Order No.
POS 24VDC/24VDC 5A	10	8610900000
POZ 24VDC/24VDC 5A	10	8610970000

Note Replacement SSR 8576340000, also refer to www.celduc-relais.com (type STD032051)

Replacement SSR 8576340000, also refer to www.celduc-relais.com (type STD032051)

Replacement SSR 8576350000, also refer to www.celduc-relais.com (type STD035051)

Accessories

Cross-connectors and markers - see PLUGSERIES accessories

Cross-connectors and markers - see PLUGSERIES accessories

Cross-connectors and markers - see PLUGSERIES accessories

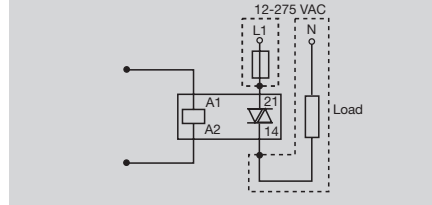


PLUGSERIES - Opto modules


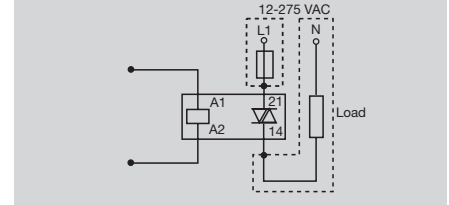
POS / POZ

- Plug-in cross-connection ZQV 2.5N
- Interchangeable solid-state relay
- Screw or tension clamp connection
- For mounting on TS 35

24 V DC / 230 V AC 2 A



24 V DC / 230 V AC 4 A



Technical data

Control side	
Rated control voltage	15 V DC...30 V DC
Power rating	250 mW
Rated auxiliary voltage	No
Status indicator	Green LED
Load side	
Rated switching voltage	12...275 V AC
Rated switching current	2 A
Voltage drop at max. load	≤ 1 V
Switch-on delay / Switch-off delay	≤ 12 ms / 20 ms
Short-circuit-proof / Protective circuit	No / RC element
General data	
Ambient temperature (operational)	-40 °C...+50 °C
Storage temperature	-40 °C...+50 °C
Humidity	40°C / 93% rel. humidity, no condensation
Approvals	GOSTME25; CE; cURus
Insulation coordination (EN 50 178)	
Standards	EN 50178
Rated voltage	300 V
Rated impulse withstand voltage	4 kV _{eff}
Clearance and creepage distances for control/load side	> 8 mm
Overvoltage category	III
Pollution severity	2

Rated control voltage	15 V DC...30 V DC
Power rating	250 mW
Rated auxiliary voltage	No
Status indicator	Green LED
Rated switching voltage	12...275 V AC
Rated switching current	2 A
Voltage drop at max. load	≤ 1 V
Switch-on delay / Switch-off delay	≤ 12 ms / 20 ms
Short-circuit-proof / Protective circuit	No / RC element
Ambient temperature (operational)	-40 °C...+50 °C
Storage temperature	-40 °C...+50 °C
Humidity	40°C / 93% rel. humidity, no condensation
Approvals	GOSTME25; CE; cURus
Standards	EN 50178
Rated voltage	300 V
Rated impulse withstand voltage	4 kV _{eff}
Clearance and creepage distances for control/load side	> 8 mm
Overvoltage category	III
Pollution severity	2

Rated control voltage	15 V DC...30 V DC
Power rating	250 mW
Rated auxiliary voltage	No
Status indicator	Green LED
Rated switching voltage	12...275 V AC
Rated switching current	3 A (4 A at 20°C)
Voltage drop at max. load	≤ 1.1 V
Switch-on delay / Switch-off delay	≤ 12 ms / 20 ms
Short-circuit-proof / Protective circuit	No / RC element
Ambient temperature (operational)	-40 °C...+50 °C
Storage temperature	-40 °C...+50 °C
Humidity	40°C / 93% rel. humidity, no condensation
Approvals	GOSTME25; CE; cURus
Standards	EN 50178
Rated voltage	300 V
Rated impulse withstand voltage	4 kV _{eff}
Clearance and creepage distances for control/load side	> 8 mm
Overvoltage category	III
Pollution severity	2

Dimensions	
Clamping range (nominal / min. / max.)	mm ²
Length x width x height	mm
Note	

Screw connection	Tension clamp connection
2.5 / 0.5 / 2.5	2.5 / 0.5 / 2.5
92 / 15.3 / 95	92 / 15.3 / 87
Note	

Screw connection	Tension clamp connection
2.5 / 0.5 / 2.5	2.5 / 0.5 / 2.5
92 / 15.3 / 95	92 / 15.3 / 87
Note	

Ordering data

Screw connection
Tension clamp connection

Type	Qty.	Order No.
POS 24VDC/230VAC 2A	10	8610860000
POZ 24VDC/230VAC 2A	10	8610930000

Type	Qty.	Order No.
POS 24VDC/230VAC 4A	10	8610910000
POZ 24VDC/230VAC 4A	10	8610980000

Note

Replacement SSR 8576370000, also refer to www.celduc-relais.com (type STA07220)

Replacement SSR 8576360000, also refer to www.celduc-relais.com (type STA07420)

Accessories

Cross-connectors and markers - see PLUGSERIES accessories

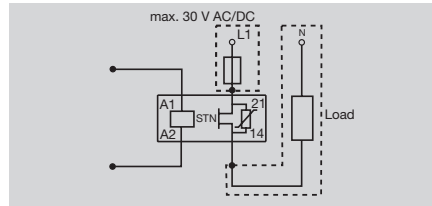

Cross-connectors and markers - see PLUGSERIES accessories



POS / POZ

- Plug-in cross-connection ZQV 2.5N
- Interchangeable solid-state relay
- Screw or tension clamp connection
- For mounting on TS 35

24 V DC / 24 V UC 1 A



Technical data

Control side	
Rated control voltage	15 V DC...30 V DC
Power rating	250 mW
Rated auxiliary voltage	No
Status indicator	Green LED
Load side	
Rated switching voltage	0...30 V UC
Rated switching current	1 A
Voltage drop at max. load	≤ 0.9 V
Switch-on delay / Switch-off delay	< 5 ms / < 12 ms
Short-circuit-proof / Protective circuit	No / Integrated free-wheel diode
General data	
Ambient temperature (operational)	-40 °C...+50 °C
Storage temperature	-40 °C...+50 °C
Humidity	40°C / 93% rel. humidity, no condensation
Approvals	GOSTME25; CE; cURus
Insulation coordination (EN 50 178)	
Standards	EN 50178
Rated voltage	300 V
Rated impulse withstand voltage	4 kV _{eff}
Clearance and creepage distances for control/load side	> 8 mm
Overtoltage category	III
Pollution severity	2

Dimensions	
Clamping range (nominal / min. / max.)	mm ²
Length x width x height	mm
Note	

Screw connection	Tension clamp connection
2.5 / 0.5 / 2.5	2.5 / 0.5 / 2.5
92 / 15.3 / 95	92 / 15.3 / 87

Ordering data

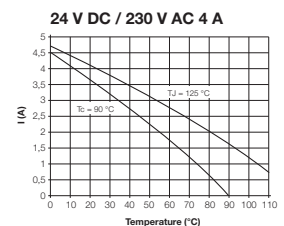
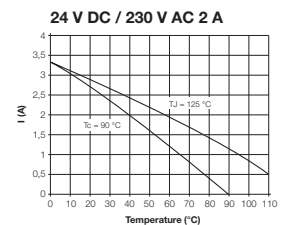
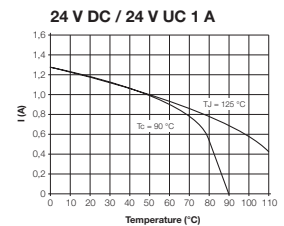
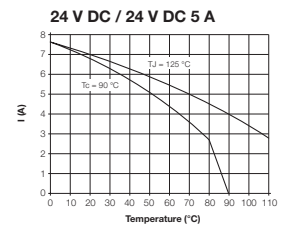
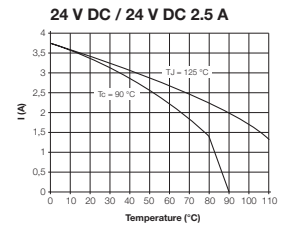
Type	Qty.	Order No.
POS 24VDC/24VUC 1A	10	8610890000
POZ 24VDC/24VUC 1A	10	8610960000

Note Replacement SSR 8576380000, also refer to www.celduc-relais.com (type STN07105)

Accessories

Cross-connectors and markers - see PLUGSERIES accessories

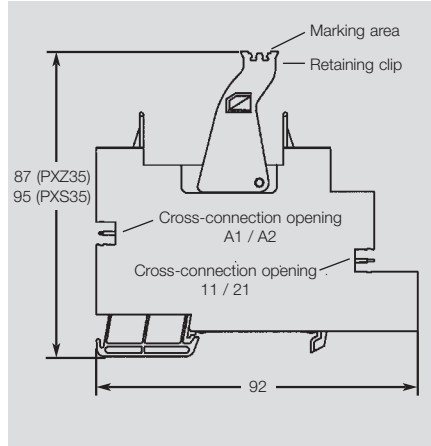
Derating curves



Accessories

PLUGSERIES

B



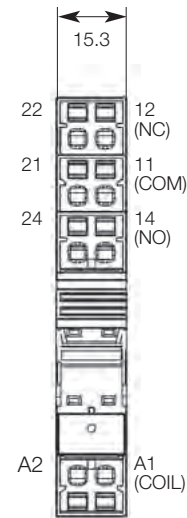
Technical data

Base without relay module

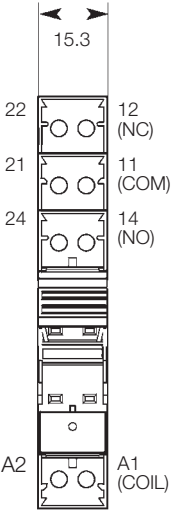
Nominal current	16 A
Nominal voltage	250 V
Dielectric strength coil/contact	> 4 kV
Ingress protection class	IP 20
Nominal cross-section	2.5 mm ²
Stripping length	8 mm
	10 mm
Ambient temperature	-40 °C ... +60 °C
UL 94 flammability rating	V-0
Humidity	40 °C/93 rel. humidity, no condensation

16 A
250 V
> 4 kV
IP 20
2.5 mm ²
8 mm
10 mm
-40 °C ... +60 °C
V-0
40 °C/93 rel. humidity, no condensation

Tension clamp connection



Screw connection



Ordering data

Base for mounting on TS 35 DIN Rail

Screw connection	PXS35	10	8533771001
Tension clamp connection	PXZ35	10	8536691001

Type	Qty.	Order No.
PXS35	10	8533771001
PXZ35	10	8536691001

Retaining clip

PRC	100	8536700000
-----	-----	-------------------

LED indicator with free wheel diode

6 ... 24 V DC	PLED 24 V DC	20	8536710000
red LED, 6 ... 24 V DC	PLED 24 V DC rot	20	8611010000
48 ... 60 V DC	PLED 48 V DC	20	8536720000
115 V DC	PLED 115 V DC	20	8536730000
12 ... 24 V AC	PLED 24 V AC	20	8536750000
115 V AC	PLED 120 V AC	20	8536760000
230 V AC	PLED 230 V AC	20	8536780000
RC combination 120 ... 230 V AC/DC	PLRC 200 nF/200Ω	20	8566530000

Plug-in cross-connections

2-pole	black	ZQV 2.5N/4-2SW	60	1784270000
	red	ZQV 2.5N/4-2RT	60	1784280000
	blue	ZQV 2.5N/4-2BL	60	1784290000

Markers

10 x 5 mm	WS 10/5	200	1060860000
15 x 5 mm	WS 15/5	96	1609880000

Accessories

End bracket	WEW 35/2		1061200000
Screwdriver	SD 0.6x3.5x100		9008330000

