

Disconnect terminals

Disconnect terminals

With disconnect terminals the current can quickly and safely be cut to carry our essential maintenance.

When using ATEX certified components in hazardous area applications the installation instructions and the rated data for accessories in the technical appendix must be considered.

Width/Length/Height with TS35x7.5	mm
Max. current / max. cond. cross-section	A/mm ²
Max. clamping range	mm ²

Technical data

Rated data	
Rated voltage feed through terminal	V
Rated current	A
Rated cross-section	mm ²
Rated impulse voltage / Pollution severity	kV/-
Plug gauge IEC 60-947-1 / flammability class acc. UL94	
Approvals	

Clampable conductors (H05V/H07V)

Solid / stranded	mm ²
Flexible / flexible w. wire end ferrule	mm ²
Tightening torque range (clamping screw)	Nm
Stripping length / blade size	mm / -

2 clampable conductors of equal cross-section

Solid / stranded	mm ²
Flexible / flexible w. wire end ferrule	mm ²

Information


Ordering data

Version	
	dark beige Wernid
	blue Wernid
	Without disconnecter, dark beige Wernid

Information

Accessories

Cross-connection, pluggable

	2-pole
	3-pole
	4-pole
	10-pole

(ZQV 2.5N/4)

End plate / partition

End plate	dark beige Wernid
	blue Wernid
Partition	dark beige Wernid

End bracket

	dark beige / beige
--	--------------------


Screwdriver

	w. cutting device "swifty set"
	Standard version

Holder for fuse cartridges 5 x 20mm

	400V ac/dc. without LED
	10 - 36V ac/dc. red LED
	140 - 250V ac/dc. red LED

Diode plug (up to 250V)

	Polarity when insert on terminal	+ -
	(WSD 2.5) Without special components	- +

Marking systems (see large assortment in chapter M)


	Tags
--	------

For detailed information on additional accessories and usage instructions see chapter accessories.


WTR 2.5

2.5 mm²

With clamping screw



5.1 x 60 x 49
14 / 4
0.13 ... 4



IEC 60947-7-1 / VDE 0100-537

IEC	UL	CSA	EN 50019
800	300	300	
14	10	10	
2.5	AWG 22 ...12	AWG 26...12	
		8 / 3	
		A3 / V-0	



Rated connection

0.5...4 / 1.5...4
0.5...4 / 0.5...2.5
0.4...0.6 (M 2.5)
10 / 3.5 x 0.6

Information

500V as disconnect terminal. Conductor 2.5 mm² with wire end ferrule with plastic collar only with Order No. 1333100000, Qty. 500

Type	Qty.	Order No.
WTR 2.5	100	1011100000
WTR 2.5 BL	100	1011180000
WTR 2.5/D/O.TNHE	100	1012900000

Versions with socket 2.0 on request. Colour versions see section Accessories W-series Specific functions

Type	Current [A]	Qty.	Order No.

Width [mm]		Qty.	Order No.
WAP 2.5-10	1.5	50	1050000000
WAP 2.5-10 BL	1.5	50	1050080000
WAP 16+35 WTW 2.5-10	1.5	20	1050100000

Width [mm]		Qty.	Order No.
WEW-35/2	8	100	1061200000

SD 0.6X3.5X100	10	9008330000
----------------	----	------------

SIHA 1/G20	25	9537550000
SIHA 1/G20 10-36V	25	9537560000
SIHA 1/G20 140-250V	25	9537590000

WSD 2.5/D+/- WTR2.5	25	1058460000
WSD 2.5/D-/+ WTR2.5	25	1058560000
WSD 2.5/SCAN WTR2.5	25	1058760000


WS 12/5 / DEK 5

Special cross-connections see section accessories W-series

WTR 2.5 StB

2.5 mm²

With socket



5.1 x 60 x 49
14 / 4
0.13 ... 4



IEC 60947-7-1 / VDE 0100-537

IEC	UL	CSA	EN 50019
800	300	300	
14	10	10	
2.5	AWG 22 ...12	AWG 26...12	
		8 / 3	
		A3 / V-0	



Rated connection

0.5...4 / 1.5...4
0.5...4 / 0.5...2.5
0.5...0.6 (M 2.5)
10 / 3.5 x 0.6

Information

500V as isolating terminal. Conductor 2.5 mm² with wire end ferrule with plastic collar only with Order No. 1333100000, Qty. 500

Type	Qty.	Order No.
WTR 2.5 STB2.3	100	1011200000
WTR 2.5 STB2.3 BL	100	1011280000
WTR 2.5/O.TNHE STB2.3	100	1012800000

Versions with socket 2.0 on request

Type	Current [A]	Qty.	Order No.

Width [mm]		Qty.	Order No.
WAP 2.5-10	1.5	50	1050000000
WAP 2.5-10 BL	1.5	50	1050080000
WAP 16+35 WTW 2.5-10	1.5	20	1050100000

Width [mm]		Qty.	Order No.
WEW-35/2	8	100	1061200000

SD 0.6X3.5X100	10	9008330000
----------------	----	------------

SIHA 1/G20	25	9537550000
SIHA 1/G20 10-36V	25	9537560000
SIHA 1/G20 140-250V	25	9537590000

WSD 2.5/D+/- WTR2.5	25	1058460000
WSD 2.5/D-/+ WTR2.5	25	1058560000
WSD 2.5/SCAN WTR2.5	25	1058760000

DEK 5 / WS 12/5


Special cross-connections see section accessories W-series

Disconnect terminals


WTR 2.5 D

2.5 mm²

With diode plug



5.1 x 60 x 64.7
14 / 4
0.13 ... 4



IEC 60947-7-1 / VDE 0100-537

IEC	UL	CSA	EN 50019
500	300	300	
14	10	10	
2.5	AWG 22 ...12	AWG 26...12	
6 / 3			
A3 / V-0			



Rated connection

0.5...4 / 1.5...4
0.5...4 / 0.5...2.5
0.4...0.6 (M 2.5)
10 / 3.5 x 0.6

0.5...1.5
0.5...1.5 / 0.5...1.5


Conductor 2.5 mm² with wire end ferrule with plastic collar only with diameter optimised collar (Order No. 1333100000, Qty. 500)

Type	Qty.	Order No.
WTR 2.5/D+	25	1013500000
Order No. 1013600000 WTR 2.5D-/+; Version with socket Order No. 1013200000 (+/-) and 1013300000 (-/+)		


WTR 2.5/ZZ

2.5 mm²

Supplementary connection left and right



5.1 x 60 x 49
14 / 4
0.13 ... 4



IEC 60947-7-1 / VDE 0100-537

IEC	UL	CSA	EN 50019
400	300	300	
14	10	10	
2.5	AWG 26 ...12	AWG 26...12	
6 / 3			
A3 / V-0			



Rated connection

0.5...4 / 1.5...4
0.5...4 / 0.5...2.5
0.5...0.6 (M 3)
7 / 3.5 x 0.6

0.5...1.5
0.5...1.5 / 0.5...1.5

Conductor 2.5 mm² with wire end ferrule with plastic collar only with diameter optimised collar (Order No. 1333100000, Qty. 500)

Type	Qty.	Order No.
WTR 2.5/ZZ	100	1039900000
WTR 2.5/ZZ BL	100	1039980000
Conductor 2.5 mm² with wire end ferrule with plastic collar only with diameter optimised collar (Order No. 1333100000, Qty. 500)		


WDTR 2.5

2.5 mm²

Double-terminal



6.2 x 94 x 69
14 / 4
0.13 ... 4



IEC 60947-7-1 / VDE 0100-537

IEC	UL	CSA	EN 50019
400			
10			
2.5			
4 / 3			
A3 / V-0			



Rated connection

0.5...4 / 1.5...4
0.5...2.5 / 0.5...2.5
0.5...0.6 (M 3)
8 / 3.5 x 0.6

0.5...1.5
0.5...1.5 / 0.5...1.5

Order No. 9528090000 and 9528100000 (blue) all connections on one potential; Connections: 2x left, 1x right

Type	Qty.	Order No.
WDTR 2.5	25	9528070000
WDTR 2.5 BL	25	9528080000
Order No. 9528090000 and 9528100000 (blue) all connections on one potential; Connections: 2x left, 1x right		

Type	Current [A]	Qty.	Order No.
Width [mm]			
WAP 2.5-10	1.5	50	1050000000
WAP 2.5-10 BL	1.5	50	1050080000
WAP 16+35 WTW 2.5-10	1.5	20	1050100000
Width [mm]			
WEW-35/2	8	100	1061200000
Width [mm]			
SD 0.6X3.5X100		10	9008330000
Width [mm]			
SIHA 1/G20		25	9537550000
SIHA 1/G20 10-36V		25	9537560000
SIHA 1/G20 140-250V		25	9537590000
Width [mm]			
WSD 2.5/D+/- WTR2.5		25	1058460000
WSD 2.5/D-/+ WTR2.5		25	1058560000
WSD 2.5/SCAN WTR2.5		25	1058760000
Width [mm]			
WS 12/5 / DEK 5			
Special cross-connections see section accessories W-series			

Type	Current [A]	Qty.	Order No.
ZQV 2.5/2	24	60	1608860000
ZQV 2.5/3	24	60	1608870000
ZQV 2.5/4	24	60	1608880000
ZQV 2.5/10	24	20	1608940000
Width [mm]			
WAP WTR2.5/ZZ	1.5	20	1074600000
WAP WTR2.5/ZZ BL	1.5	20	1074680000
Width [mm]			
WEW-35/2	8	100	1061200000
Width [mm]			
SD 0.6X3.5X100		10	9008330000
Width [mm]			
SIHA 1/G20		25	9537550000
SIHA 1/G20 10-36V		25	9537560000
SIHA 1/G20 140-250V		25	9537590000
Width [mm]			
WSD 2.5/D+/- WTR2.5		25	1058460000
WSD 2.5/D-/+ WTR2.5		25	1058560000
WSD 2.5/SCAN WTR2.5		25	1058760000
Width [mm]			
DEK 5 / WS 12/5			

Type	Current [A]	Qty.	Order No.
Width [mm]			
WEW-35/2	8	100	1061200000
Width [mm]			
SD 0.6X3.5X100		10	9008330000
Width [mm]			
WSD 2.5/D+/- WTR2.5		25	1058460000
WSD 2.5/D-/+ WTR2.5		25	1058560000
WSD 2.5/SCAN WTR2.5		25	1058760000
Width [mm]			
DEK 6 / WS 8/5			
Cross-connection only possible on the outside (on request)			

Articles with coloured order number are kept permanently in stock at the central warehouse in Germany. Delivery times see page X.2

Disconnect terminals

Disconnect terminals

With disconnect terminals the current can quickly and safely be cut to carry our essential maintenance.

When using ATEX certified components in hazardous area applications the installation instructions and the rated data for accessories in the technical appendix must be considered.

Width/Length/Height with TS35x7.5	mm
Max. current / max. cond. cross-section	A/mm ²
Max. clamping range	mm ²

Technical data

Rated data	
Rated voltage feed through terminal	V
Rated current	A
Rated cross-section	mm ²
Rated impulse voltage / Pollution severity	kV/-
Plug gauge IEC 60-947-1 / flammability class acc. UL94	
Approvals	

Clampable conductors (H05V/H07V)	
Solid / stranded	mm ²
Flexible / flexible w. wire end ferrule	mm ²
Tightening torque range (clamping screw)	Nm
Stripping length / blade size	mm / -

2 clampable conductors of equal cross-section	
Solid / stranded	mm ²
Flexible / flexible w. wire end ferrule	mm ²


Information

Ordering data

Version	
	dark beige Wernid
	blue Wernid
	Without disconnecter, dark beige Wernid

Information

Accessories


Cross-connection, pluggable	
	2-pole
	3-pole
	4-pole
	10-pole

End plate / partition	
End plate	dark beige Wernid
	blue Wernid
Partition	dark beige Wernid

End bracket	
	dark beige / beige

Screwdriver	
	w. cutting device "swifty set"
	Standard version

Holder for fuse cartridges 5 x 20mm	
	400V ac/dc. without LED
	10 - 36V ac/dc. red LED
	140 - 250V ac/dc. red LED

Diode plug (up to 250V)	
	Polarity when insert on terminal
	(WSD 2.5) Without special components


Marking systems (see large assortment in chapter M)	
	Tags


For detailed information on additional accessories and usage instructions see chapter accessories.

WTR 4

4 mm²

With clamping screw



6.1 x 60 x 48.6	
32 / 6	
0.33 ... 6	

IEC 60947-7-1 / VDE 0100-537

IEC	UL	CSA	EN 50019
400	300	300	
32	10	10	
4	AWG 22 ...10	AWG 22...10	
		6 / 3	
		A4 / V-0	



Rated connection	
0.5...6 / 1.5...6	
0.5...4 / 0.5...4	
0.5...1.0 (M3)	
13 / 3.5 x 0.6	

2 clampable conductors of equal cross-section	
0.5...2.5	
0.5...1.5 / 0.5...1.5	

Type	Qty.	Order No.
WTR 4	50	7910180000
WTR 4 BL	50	7910190000

Information

Type	Current [A]	Qty.	Order No.
ZQV 4N/2	32	60	1758250000
ZQV 4N/3	32	60	1762630000
ZQV 4N/4	32	60	1762620000
ZQV 4N/10	32	20	1758260000

Width [mm]	
WAP 2.5-10	1.5 50 1050000000
WAP 2.5-10 BL	1.5 50 1050080000
WAP 16+35 WTW 2.5-10	1.5 20 1050100000

Width [mm]	
WEW-35/2	8 100 1061200000

Width [mm]	
SD 0.6X3.5X100	10 9008330000


SIHA 1/G20	25	9537550000
SIHA 1/G20 10-36V	25	9537560000
SIHA 1/G20 140-250V	25	9537590000


WS 12/6 / DEK 6

WTR 4 StB

4 mm²

With socket



6.1 x 60 x 48.6	
32 / 6	
0.33 ... 6	

IEC 60947-7-1 / VDE 0100-537

IEC	UL	CSA	EN 50019
400	300	300	
32	10	10	
4	AWG 22 ...10	AWG 22...10	
		6 / 3	
		A4 / V-0	



Rated connection	
0.5...6 / 1.5...6	
0.5...4 / 0.5...4	
0.5...0.6 (M3)	
13 / 3.5 x 0.6	

2 clampable conductors of equal cross-section	
0.5...2.5	
0.5...1.5 / 0.5...1.5	

Type	Qty.	Order No.
WTR 4 STB	50	7910210000
WTR 4 STB BL	50	7910220000

Information

Type	Current [A]	Qty.	Order No.
ZQV 4N/2	32	60	1758250000
ZQV 4N/3	32	60	1762630000
ZQV 4N/4	32	60	1762620000
ZQV 4N/10	32	20	1758260000

Width [mm]	
WAP 2.5-10	1.5 50 1050000000
WAP 2.5-10 BL	1.5 50 1050080000
WAP 16+35 WTW 2.5-10	1.5 20 1050100000

Width [mm]	
WEW-35/2	8 100 1061200000

Width [mm]	
SD 0.6X3.5X100	10 9008330000

SIHA 1/G20	25	9537550000
SIHA 1/G20 10-36V	25	9537560000
SIHA 1/G20 140-250V	25	9537590000


WS 12/6 / DEK 6

Disconnect terminals

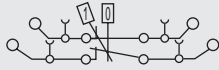
WDT 1.5/1

1.5 mm²

Disconnection lower level



6.4 x 112 x 66.7
10 / 2.5
0.13 ... 2.5



IEC 60947-7-1 / VDE 0100-537

IEC	UL	CSA	EN 50019
250	300	300	
10	10	10	
1.5	AWG 22 ...14	AWG 26...14	
4 / 3			
A2 / V-0			




Rated connection

0.5...2.5 / 1.5...2.5
0.5...1.5 / 0.5...1.5
0.4...0.6 (M 2.5)
10 / 3.5 x 0.6

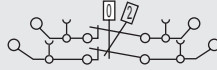
WDT 1.5/2

1.5 mm²

Disconnection both levels



6.4 x 112 x 66.7
10 / 2.5
0.13 ... 2.5



IEC 60947-7-1 / VDE 0100-537

IEC	UL	CSA	EN 50019
250	300	300	
10	10	10	
1.5	AWG 22 ...14	AWG 26...14	
4 / 3			
A2 / V-0			




Rated connection

0.5...2.5 / 1.5...2.5
0.5...1.5 / 0.5...1.5
0.4...0.6 (M 2.5)
10 / 3.5 x 0.6

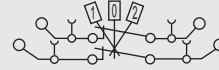
WDT 1.5/3

1.5 mm²

Disconnection lower level or both levels



6.4 x 112 x 66.7
10 / 2.5
0.13 ... 2.5



IEC 60947-7-1 / VDE 0100-537

IEC	UL	CSA	EN 50019
250	300	300	
10	10	10	
1.5	AWG 22 ...14	AWG 26...14	
4 / 3			
A2 / V-0			



Rated connection

0.5...2.5 / 1.5...2.5
0.5...1.5 / 0.5...1.5
0.4...0.6 (M 2.5)
10 / 3.5 x 0.6

Type	Qty.	Order No.
WDT 1.5/1 DB/GE	25	1015800000

Type	Qty.	Order No.
WDT 1.5/2 DB/GE	25	1015900000

Type	Qty.	Order No.
WDT 1.5/3 DB/GE	25	1016000000
WDT 1.5/3 BL/HB	25	1016160000

Type	Current [A]	Qty.	Order No.

Width [mm]	Qty.	Order No.

Width [mm]	Qty.	Order No.
WEW-35/2	8 100	1061200000

Width [mm]	Qty.	Order No.
SD 0.6X3.5X100	10	9008330000

DEK 6,5 / WS 8/5

Type	Current [A]	Qty.	Order No.

Width [mm]	Qty.	Order No.

Width [mm]	Qty.	Order No.
WEW-35/2	8 100	1061200000

Width [mm]	Qty.	Order No.
SD 0.6X3.5X100	10	9008330000

DEK 6,5 / WS 8/5

Type	Current [A]	Qty.	Order No.

Width [mm]	Qty.	Order No.

Width [mm]	Qty.	Order No.
WEW-35/2	8 100	1061200000

Width [mm]	Qty.	Order No.
SD 0.6X3.5X100	10	9008330000

DEK 6,5 / WS 8/5

Articles with coloured order number are kept permanently in stock at the central warehouse in Germany.
Delivery times see page X.2

Weidmüller

D.31