


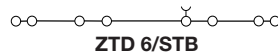
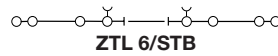
Test-disconnect terminals

Test-disconnect terminal blocks for metering with the ZTL 6



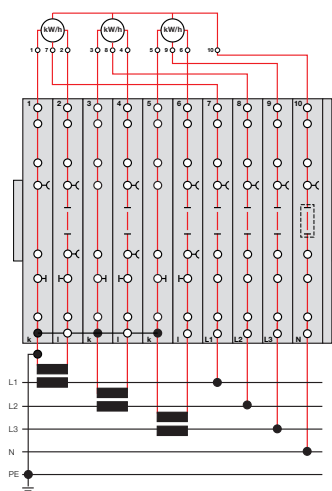
Pos.	Type	Qty.	Order No.
1	ZEW TS 35 (TS 35 only)	2	954000000
1	EWK1 (TS 32 only)	2	0206160000
2	ZTD 6	3	1771810000
3	ZTL 6	7	1771800000
4	KSB/R/2	3	1771820000
5	STB 21.6 BE	11	1071000000
6	SSP ZTL 6	1	1771860000
7	ZTW ZTL 6	1	1771870000
8	BZT ZTL 6	4	1781140000
optional for better marking (instead of 11 x pos. 5):			
Pos.	Type	Qty.	Order No.
5	STB 21.6 BE	4	1071000000
9	STB 21.6 GE	2	1071010000
10	STB 21.6 GN	2	1071020000
11	STB 21.6 VI	2	1071030000
12	STB 21.6 BL	1	1071080000
optional addition for a joint internal k-point:			
Pos.	Type	Qty.	Order No.
13	ZQV 6/30*	1	1733640000

* Shorten to 5 poles

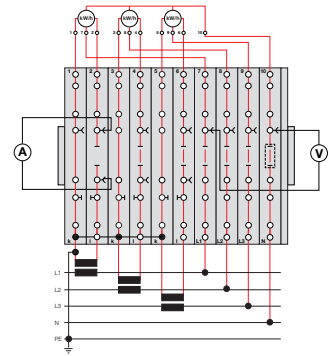


Operating status

(with internal distribution of the k-point)



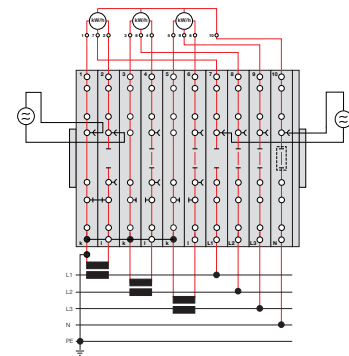
Comparison measurement for L1



Operation depending on the operating status

1. Connect ammeter to test sockets at terminal 2.
2. Open the disconnect slide link of terminal 2.
3. Connect voltmeter to test sockets of terminals 7 and 10.

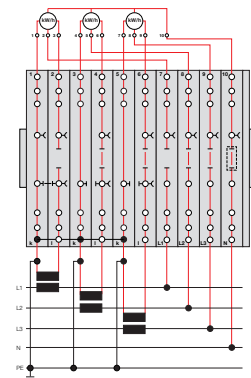
Meter test for L1 through external power supply



Operation depending on the operating status:

1. Insert short-circuit plugs into terminals 1 and 2.
2. Open disconnect slide link of terminals 2 and 7.
3. Connect external power supply to test sockets of terminals 1, 2 and 7, 10.

Changing the meter for L1



Operation depending on the operating status:

1. Insert the short-circuit plugs into terminals 1 and 2.
2. Open disconnect slide link of terminals 2 and 7.
3. Disconnect meter for L1 at the terminals 1, 2 and 7.

Terminal for power supply

In hazardous area applications, the installation instructions and the rated data specifications for accessories given in the technical appendix must be followed.

Width/Length/height with TS35x7.5	mm
max. current / max. cond. cross-section	A/mm ²
Max. clamping range	mm ²



Technical data

Rated data	
Rated voltage	V
Rated current	A
Rated cross-section	mm ²
Rated impulse voltage / Pollution severity	kV/-
Gauge to IEC 60947-1 / UL94 Flammability class	Approvals
Clamped conductors (H05V/H07V)	
solid / stranded	mm ²
flexible / Stranded wire with end ferrules	mm ²
Stripping length / Blade size	mm/-
Note	

Ordering data

Version	
	With socket
	Without socket
Note	

Accessories

Pluggable cross-connection	
	2-pole
	3-pole
	4-pole
End plate / partition	
	End plate
Testing / Checking	
	Test plug
	Socket, grey
	Socket, green
	Socket, violet
	Socket, blue
Miscellaneous accessories	
	Short-circuit plug, 2-pole
	Short-circuit plug, 3-pole
	Short-circuit plug, 4-pole
Marker holder	

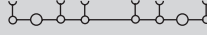
Marking systems	
	(see assortment in catalogue 7)
	Marking tags
For detailed information on other accessories and applications, refer to the „Accessories“ section	

ZTD 6

6 mm²

Feed-through terminal



8 x 106 x 47.5	
52 / 10	
0.5...10	

IEC 60947-7-1		
IEC	UL	CSA
800	300	300
41	33	33
6	AWG 20...8	AWG 20...8
8 / 3		
A5 / V-0		
IEC 60947-7-1		
Rated connection		
0.5...10 / 1.5...6		
0.5...6 / 0.5...6		
13 / 0.8 x 4 mm		
400V when used as a disconnect terminal. Tightening torque for disconnection element of ZTD 6 with screw = 0.5 to 0.6 Nm		

Type	Qty	Order No.
ZTD 6/STB	20	1771960000
ZTD 6	20	1771810000

Type	current	Qty	Order No.
ZQV 6/2 GE	41 A	60	1627850000
ZQV 6/3 GE	41 A	60	1627860000
ZQV 6/4 GE	41 A	60	1627870000
Width			
ZTW ZTL6	2 mm	20	1771870000
Width			
PS 4 F.STB 4	7.6 mm	20	0299600000
STB 21.6/IH/GE WTL6/3	6.2 mm	50	1071010000
STB 21.6/IH/GN WTL6/3	6.2 mm	50	1071020000
STB 21.6/IH/MI WTL6/3	6.2 mm	50	1071030000
STB 21.6/IH/BL WTL6/3	6.2 mm	50	1071080000
Width			
KSBR/2 ZTL6		20	1771820000
KSBR/3 ZTL6		20	1771830000
KSBR/4 ZTL6		20	1771840000
Width			
BZT ZTL6		20	1781140000

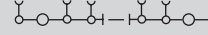
Marking systems	
	DEK 5/8 / WS 12/6,5
	Plug-in tag carrier for additional marking tags above the cross-connection channel (BZT ZTL 6)

ZTL 6

6 mm²

Disconnect test terminal



8 x 106 x 47.5	
52 / 10	
0.5...10	

IEC 60947-7-1		
IEC	UL	CSA
800	300	300
41	33	33
6	AWG 20...8	AWG 20...8
8 / 3		
A5 / V-0		
IEC 60947-7-1		
Rated connection		
0.5...10 / 1.5...6		
0.5...6 / 0.5...6		
13 / 0.8 x 4 mm		
400V when used as a disconnect terminal. Tightening torque for disconnection element of ZTL 6 with screw = 0.5 to 0.6 Nm		

Type	Qty	Order No.
ZTL 6/STB	20	1771950000
ZTL 6	20	1771800000

Type	current	Qty	Order No.
ZQV 6/2 GE	41 A	60	1627850000
ZQV 6/3 GE	41 A	60	1627860000
ZQV 6/4 GE	41 A	60	1627870000
Width			
ZTW ZTL6	2 mm	20	1771870000
Width			
PS 4 F.STB 4	7.6 mm	20	0299600000
STB 21.6/IH/GE WTL6/3	6.2 mm	50	1071010000
STB 21.6/IH/GN WTL6/3	6.2 mm	50	1071020000
STB 21.6/IH/MI WTL6/3	6.2 mm	50	1071030000
STB 21.6/IH/BL WTL6/3	6.2 mm	50	1071080000
Width			
KSBR/2 ZTL6		20	1771820000
KSBR/3 ZTL6		20	1771830000
KSBR/4 ZTL6		20	1771840000
Width			
BZT ZTL6		20	1781140000

Marking systems	
	DEK 5/8 / WS 12/6,5
	Plug-in tag carrier for additional marking tags above the cross-connection channel (BZT ZTL 6)

