


**TST / TSTW**

**Din Rail**

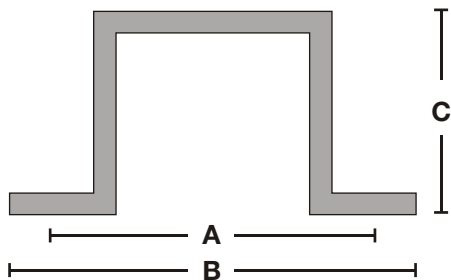
**Support Brackets**



- TST brackets raise DIN rail off the surface they are mounted on while the TSTW raise and angle the rail to 35 degrees.
- Drilled and tapped for an M6 screw to secure the rail to the bracket.
- Steel with a zinc dichromate plating.

# TST / TSTW

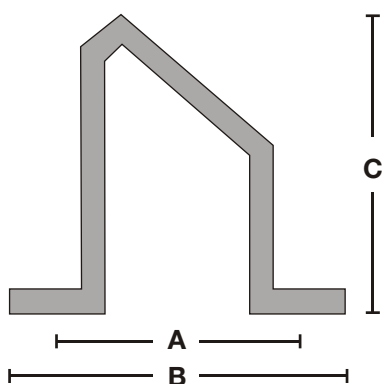
## TST



A	B	C
64	80	90
64	80	70
64	80	50
64	80	40
64	80	30

**A:** mounting holes centre-to-centre spacing, dimensions = 12mm x 7mm  
 Width: 20mm  
 Thickness: 2mm

## TSTW - 35° angle



A	B	C
60	80	98
60	80	88
60	80	78
60	80	68
60	80	58
60	80	49

**A:** mounting holes centre-to-centre spacing, dimensions = 10mm x 7mm  
 Width: 20mm  
 Thickness: 2mm

### Ordering Data

TST / TSTW

792427

Height in mm (dimension C)

Angle (00 or 35)

e.g. 792427 35 80 for 35° angle, 80mm height

FKSC M6 screw, Allen key SW3      8mm

064260

12mm

035350